



P O W E R T R A N S F E R

2 0 1 8

JTE
SPROCKETS
W O R L D W I D E

A P P L I C A T I O N G U I D E

jtsprockets.com



*Our Leading edge Technology in
Production and Materials with total
dedication to excellence
gives you the Ultimate Sprocket
Range at Unbeatable Value.*

*Our mission is to supply you the
most innovative and competitive
product line fully backed by
complete Availability and Service.*

*Your Absolute Satisfaction
is our Commitment.*

*JT Sprockets - World's No. 1 Maker
of aftermarket sprockets, constantly
raising the Industry's standards.*

Bike Alert PLC

JT
SPROCKETS

JTC

SPROCKETS
WORLDWIDE



LEADERS IN POWER DRIVE ENGINEERING

Contents

Product Information

4

Application Guide

7

| | | | | | |
|----------------------------|----|--|----|--------------------------|-----|
| Road Applications | | | | | |
| Adly Road Bikes | 7 | Kymco Road Bikes | 44 | Honda Four Wheels | 76 |
| Aprilia Road Bikes | 7 | Motor Hispania Road Bikes | 44 | Husaberg Off Road Bikes | 76 |
| Betamotor Road Bikes | 9 | Malaguti Road Bikes | 44 | Husqvarna Off Road Bikes | 77 |
| BMW Road Bikes | 9 | MBK Road Bikes | 44 | Hyosung ATV | 80 |
| Bultaco Road Bikes | 10 | Modenas Road Bikes | 44 | Kawasaki Off Road Bikes | 80 |
| Cagiva Road Bikes | 10 | MuZ Road Bikes | 45 | Kawasaki Three Wheels | 83 |
| CPI Road Bikes | 11 | Peugeot Road Bikes | 45 | Kawasaki Four Wheels | 83 |
| Daelim Road Bikes | 11 | Rieju Road Bikes | 45 | Kreidler ATV | 83 |
| Daytona Road Bikes | 11 | Suzuki Road Bikes | 46 | KTM Off Road Bikes | 83 |
| Derbi Road Bikes | 12 | SYM Bikes | 55 | KTM Four Wheels | 89 |
| Ducati Road Bikes | 13 | Triumph Road Bikes | 55 | Kymco ATV | 89 |
| Fantic Road Bikes | 18 | Yamaha Road Bikes | 58 | Maico Off Road Bikes | 89 |
| Generic Road Bikes | 18 | | | Polaris ATV | 90 |
| Gilera Road Bikes | 18 | Off-Road & ATV Applications | | Rieju Off Road Bikes | 93 |
| Harley Davidson Road Bikes | 18 | Aeon ATV | 70 | Suzuki Off Road Bikes | 93 |
| HMZ Road Bikes | 18 | Aprilia Off Road Bikes | 70 | Suzuki Three Wheels | 95 |
| Honda Road Bikes | 19 | Betamotor Off Road Bikes | 70 | Suzuki Four Wheels | 95 |
| Husqvarna Road Bikes | 32 | BMW Off Road Bikes | 70 | Thumpstar Pit Bikes | 96 |
| Hyosung Road Bikes | 33 | Bombardier ATV | 70 | X-Sport Pit Bikes | 96 |
| Jincheng Road Bikes | 33 | Cagiva Off Road Bikes | 70 | Yamaha Off Road Bikes | 96 |
| Kawasaki Road Bikes | 33 | Derbi ATV | 71 | Yamaha Three Wheels | 99 |
| Kreidler Road Bikes | 42 | Gas Gas Off Road Bikes | 71 | Yamaha Four Wheels | 100 |
| KTM Road Bikes | 42 | Honda Off Road Bikes | 72 | | |
| | | Honda Three Wheels | 75 | | |

Important Note

Where manufacturer's name and / or numbers are mentioned, they are purely for reference purposes only and not to indicate source of manufacture or any connection in the course of trade with the manufacturer's name.

Every effort has been made to ensure accuracy and compatibility, but there is a responsibility between seller and purchaser to be satisfied that the product is wholly appropriate for the purpose of its intended use when reasonably used. If in any doubt for fitment and maintenance information, please refer to the vehicle manufacturers recommendations.

Property in and title to goods supplied by the seller shall not pass to the purchaser until the price has been paid in full but any risk in respect of such goods shall pass to the purchaser upon the shipment of the goods ex Bike Alert's warehouse.

Very Important: Please note that the chain shown in this manual is for size reference only.

For the correct chain type and grade, please refer to the vehicle's manufacturer manual.

Reasonable care has been exercised regarding the tabulation of this sprocket selector manual. All details contained in this selector manual are subject to change without notice. No liability will be accepted for any omissions or errors in this manual.

Warranty

All sprockets manufactured by JT Sprockets® are guaranteed to be free of defects in material and workmanship. JT Sprockets will repair or replace free of charge any pieces we recognise to be faulty. Said goods have to be returned free to our warehouse, packing and duties included. JT Sprockets makes no other warranty of any kind, whether expressed or implied and do not take any responsibility upon eventual damages involved in the use of their products, even if defective.

JT Sprockets Europe

30 Optima Park, Thames Road, Crayford, Kent, DA1 4QX, United Kingdom
Tel: +44 (0) 1322 526 236 Fax: +44 (0) 1322 528 487 email: sales@bikealert.com

JT Sprockets USA & Canada

2230 Skyview Drive, Lithia Springs, GA 30122, USA
Tel: +1 (770) 948 8880 Fax: +1 (770) 948 8893 email: bausa@bikealert.com

PRODUCT RANGE

Steel Rear Sprockets

JT Steel Rear Sprockets are manufactured using only the finest grade of Japanese C49 high carbon steel. Designed to minimise weight and maximise strength. Accurately machined to achieve balance and a perfect fit and chain alignment.




Steel Front Sprockets

JT Steel Front Sprockets are manufactured using only the best Japanese SCM420 Chromoly or C49 high carbon steel. Accurately machined with the tightest of tolerances to guarantee a perfect fit and perfect chain alignment. Fully heat treated to the correct hardness for maximum strength and durability.



Aluminium Rear Race Sprockets

Made from advanced aviation-grade 7075-T6 aluminium alloy, optimal lightweight design and CNC machined for performance and lifespan. All aluminium MX rear racing sprockets are manufactured from the best materials with a special self-cleaning design, and hand-finished to perfection.



OEM Type Rubber Cushioned Front Sprockets



Rubber cushioned sprockets have been widely used by the major Japanese motorcycle manufacturers since early 1990's to dampen the chain impact on the teeth of the front sprocket.

JT Sprockets has now released these same sprockets to the after market. Quality, design and OEM proven technology are the same as used for what is supplied to the motorcycle manufacturers and genuine replacement parts.



The JT Sprockets Difference



Constructed using only the best materials

JT sprockets are made using only the best available materials. Japanese SCM420 chromoly steel alloy for front sprockets, and we are the only sprocket manufacturer in the world today using the ultra-durable high carbon C49 steel for rear sprockets. For MX and street lightweight competition sprockets we use Austrian made Aviation-grade 7075-T6 aluminium alloy .

Made the right way

The essence of a high quality sprocket is in the high precision of manufacturing and the inherent quality of the material. Through accurate machining, JT ensures maximum durability and performance. JT Sprockets are manufactured the right way – by hobbing, machining and drilling. This is the only proven way to achieve the closest of tolerances and the most accurate teeth profiles.



Quality Control

Every sprocket goes through up to 25 production stages and 10 individual quality control checks before it is ready to leave the factory and the production facility has achieved the highest European quality standards.

Leading distributor network

With an international network of leading distributors in over 70 countries worldwide, it is always possible to find a local official JT Sprockets supplier.



Range and Availability

We produce and stock, the widest range of sprockets for all motorcycle brands covering models from early Sixties to today. Our range also includes sprockets for alternative gearing and alternative chain sizes.

Comprehensive stocks are always kept at the JT Sprockets distribution centres in Kent UK and Atlanta USA, ready for immediate delivery. With more than a million sprockets in stock at any given time, supply is never a problem.

| CC | Make | Model | Year | Front Sprocket | T | Rear Sprocket | T | Chain Pitch | Chain Length |
|---------------------------|---------|-------------------------|---------------|----------------|----|---------------|----|-------------|--------------|
| Adly Road Bikes | | | | | | | | | |
| 300 | ADLY | 300 Thunderbike | 04-05 | JTF1352 | 13 | | 32 | 520 | 86 |
| Aprilia Road Bikes | | | | | | | | | |
| 50 | Aprilia | 50 MX SM | 03-06 | JTF1120 | 11 | JTR24 | 51 | 420 | 126 |
| 50 | Aprilia | 50 RS | 99-05 | JTF1120 | 12 | JTR23 | 47 | 420 | 122 |
| 50 | Aprilia | 50 RS | 06-09 | JTF1128 | 11 | JTR1133 | 53 | 420 | 132 |
| 50 | Aprilia | 50 RS | 10-13 | JTF1128 | 11 | JTR1133 | 53 | 420 | 132 |
| 50 | Aprilia | 50 RS4 | 12-16 | JTF1128 | 11 | JTR1133 | 53 | 420 | 132 |
| 50 | Aprilia | 50 RS4 Replica | 12-16 | JTF1128 | 11 | JTR1133 | 53 | 420 | 132 |
| 50 | Aprilia | 50 RX | 98-05 | JTF1120 | 12 | JTR24 | 51 | 420 | 126 |
| 50 | Aprilia | 50 RX | 06-16 | JTF1128 | 11 | JTR1131 | 53 | 420 | 132 |
| 50 | Aprilia | 50 SX | 06-11 | JTF1128 | 11 | JTR1131 | 53 | 420 | 132 |
| 50 | Aprilia | 50 SX | 12-16 | JTF1128 | 11 | JTR1133 | 53 | 420 | 132 |
| 50 | Aprilia | 50 Tuono | 03-05 | JTF1120 | 11 | JTR23 | 47 | 420 | 124 |
| 75 | Aprilia | 75 W4 | 92-96 | JTF708 | 15 | JTR696 | 49 | 428 | 124 |
| 125 | Aprilia | 125 Red Rose Custom AE | 88-90 | JTF394 | 14 | JTR20 | 41 | 520 | 110 |
| 125 | Aprilia | 125 Red Rose Custom | 91-95 | JTF394 | 14 | JTR20 | 41 | 520 | 110 |
| 125 | Aprilia | 125 Red Rose | 96-99 | JTF394 | 14 | | 40 | 520 | 110 |
| 125 | Aprilia | 125 AFI Sintesi | 88-89 | JTF394 | 16 | JTR19 | 37 | 520 | 106 |
| 125 | Aprilia | 125 AFI Sport | 93 | JTF394 | 16 | JTR19 | 37 | 520 | 106 |
| 125 | Aprilia | 125 AFI Sport Pro | 92-93 | JTF394 | 16 | JTR19 | 38 | 520 | 108 |
| 125 | Aprilia | 125 AFI Super Sport | 88-90 | JTF394 | 16 | JTR19 | 37 | 520 | 106 |
| 125 | Aprilia | 125 AFI Replica | 88-92 | JTF402 | 16 | JTR19 | 36 | 520 | 104 |
| 125 | Aprilia | 125 AFI Futura / Europa | 90-93 | JTF394 | 16 | JTR19 | 38 | 520 | 106 |
| 125 | Aprilia | 125 AFI Extrema | 93-94 | JTF394 | 15 | JTR701 | 39 | 520 | 108 |
| 125 | Aprilia | 125 ETX | 84 | JTF393 | 14 | JTR5 | 39 | 520 | 100 |
| 125 | Aprilia | 125 ETX Tuareg | 85 | JTF393 | 15 | JTR5 | 41 | 520 | 102 |
| 125 | Aprilia | 125 ETX Tuareg | 86-87 | JTF402 | 15 | JTR5 | 41 | 520 | 102 |
| 125 | Aprilia | 125 ETX | 99-01 | | 14 | | 39 | 520 | 100 |
| 125 | Aprilia | 125 MX | 85 | JTF393 | 15 | | 50 | 520 | 116 |
| 125 | Aprilia | 125 MX | 04-07 | JTF394 | 16 | JTR22 | 45 | 520 | 112 |
| 125 | Aprilia | 125 MX | Finland 04 | JTF394 | 16 | JTR5 | 45 | 520 | 112 |
| 125 | Aprilia | 125 Pegaso | 89-99 | JTF394 | 14 | JTR21 | 40 | 520 | 104 |
| 125 | Aprilia | 125 RS Extrema | 93-03 | JTF394 | 17 | JTR701 | 41 | 520 | 106 |
| 125 | Aprilia | 125 RS Extrema | 04-05 | JTF394 | 17 | JTR701 | 40 | 520 | 106 |
| 125 | Aprilia | 125 RS Replica | 93-03 | JTF394 | 14 | JTR701 | 39 | 520 | 108 |
| 125 | Aprilia | 125 RS | 06-12 | JTF394 | 17 | JTR703 | 40 | 520 | 110 |
| 125 | Aprilia | 125 RS4 | 11-16 | JTF712 | 13 | JTR25 | 60 | 428 | 136 |
| 125 | Aprilia | 125 RS4 Replica | 13-17 | JTF712 | 13 | JTR25 | 60 | 428 | 136 |
| 125 | Aprilia | 125 RS (80 Kmh version) | Germany 93-96 | JTF394 | 13 | JTR701 | 39 | 520 | 104 |
| 125 | Aprilia | 125 RS (80 Kmh version) | Germany 97-03 | JTF394 | 13 | JTR701 | 40 | 520 | 106 |
| 125 | Aprilia | 125 RX/R | 90-93 | JTF394 | 14 | JTR22 | 49 | 520 | 108 |
| 125 | Aprilia | 125 RX | France 93-97 | JTF394 | 17 | JTR22 | 49 | 520 | 114 |
| 125 | Aprilia | 125 RX | 00 | JTF394 | 14 | JTR22 | 49 | 520 | 114 |
| 125 | Aprilia | 125 RX | 08-12 | JTF394 | 15 | JTR22 | 49 | 520 | 114 |
| 125 | Aprilia | 125 ST | 83 | JTF800 | 13 | JTR13 | 41 | 520 | 110 |
| 125 | Aprilia | 125 STX | 84 | JTF800 | 13 | JTR13 | 39 | 520 | 110 |
| 125 | Aprilia | 125 SX | 08-12 | JTF394 | 15 | JTR22 | 45 | 520 | 112 |
| 125 | Aprilia | 125 Tuareg | 86-87 | JTF402 | 15 | JTR16 | 41 | 520 | 102 |
| 125 | Aprilia | 125 Tuareg Freno Disco | 87 | JTF402 | 15 | JTR18 | 45 | 520 | 110 |
| 125 | Aprilia | 125 Tuareg Rally | 85-87 | JTF402 | 14 | JTR17 | 42 | 520 | 102 |
| 125 | Aprilia | 125 Tuareg Rally | 89- | JTF394 | 14 | JTR22 | 49 | 520 | 110 |
| 125 | Aprilia | 125 Tuareg Rally | 90-93 | JTF394 | 14 | JTR22 | 49 | 520 | 108 |
| 125 | Aprilia | 125 Tuareg Wind | 88 | JTF394 | 14 | JTR16 | 40 | 520 | 104 |
| 125 | Aprilia | 125 Tuareg Wind AE | 89-90 | JTF394 | 14 | JTR701 | 40 | 520 | 104 |
| 125 | Aprilia | 125 Tuareg Wind | 90-92 | JTF394 | 14 | JTR21 | 40 | 520 | 104 |
| 125 | Aprilia | 125 Tuono | 03-07 | JTF394 | 14 | JTR701 | 40 | 520 | 104 |
| 125 | Aprilia | 125 Tuono | 17 | JTF712 | 13 | JTR25 | 60 | 428 | 126 |

| CC | Make | Model | Year | Front Sprocket | T | Rear Sprocket | T | Pitch | Chain Length |
|------|---------|--|--------------|----------------|----|---------------|----|-------|--------------|
| 250 | Aprilia | 250 MX | 85 | JTF393 | 15 | | 50 | 520 | 116 |
| 250 | Aprilia | 250 Tuareg Rally | 85-89 | JTF402 | 16 | JTR17 | 42 | 520 | 110 |
| 250 | Aprilia | 250 RS | 95-04 | JTF436 | 14 | JTR28 | 42 | 520 | 110 |
| 350 | Aprilia | 350 ETX Tuareg | 85-87 | JTF402 | 15 | | 46 | 520 | 104 |
| 350 | Aprilia | 350 ETX Tuareg Wind | 88-90 | JTF1125 | 16 | JTR5 | 45 | 520 | 104 |
| 450 | Aprilia | 450 MXV | 10-12 | JTF707 | 14 | JTR706 | 49 | 520 | 112 |
| 450 | Aprilia | 450 RXV | 06-12 | JTF707 | 15 | JTR706 | 48 | 520 | 112 |
| 450 | Aprilia | 450 SXV | 06-12 | JTF707 | 15 | JTR706 | 46 | 520 | 112 |
| 550 | Aprilia | 550 RXV | 06-12 | JTF707 | 15 | JTR706 | 48 | 520 | 112 |
| 550 | Aprilia | 550 SXV | 06-12 | JTF707 | 15 | JTR706 | 46 | 520 | 112 |
| 600 | Aprilia | 600 ETX Tuareg | 85-87 | JTF1125 | 15 | | 46 | 520 | 104 |
| 600 | Aprilia | 600 Tuareg SPX Paris Dakar | 88-90 | JTF1125 | 17 | JTR5 | 43 | 520 | 108 |
| 600 | Aprilia | 600 Tuareg Wind | 90-92 | JTF1125 | 17 | JTR5 | 43 | 520 | 106 |
| 600 | Aprilia | 600 Pegaso | 90 | JTF1125 | 17 | JTR5 | 43 | 520 | 108 |
| 600 | Aprilia | 600 Pegaso | 92-93 | JTF1125 | 17 | JTR5 | 43 | 520 | 106 |
| 650 | Aprilia | 650 Pegaso | 92-97 | JTF1126 | 16 | JTR5 | 47 | 520 | 110 |
| 650 | Aprilia | 650 Pegaso | 98-99 | JTF402 | 16 | JTR5 | 47 | 520 | 110 |
| 650 | Aprilia | 650 Pegaso Cube | 00 | JTF402 | 16 | JTR5 | 47 | 520 | 110 |
| 650 | Aprilia | 650 Pegaso i.e. | 01-04 | JTF402 | 16 | JTR5 | 47 | 520 | 110 |
| 650 | Aprilia | 650 Pegaso Tucsany Tibet | 04 | JTF402 | 16 | JTR5 | 46 | 520 | 110 |
| 650 | Aprilia | 650 Pegaso Factory | 07-09 | JTF308 | 15 | JTR5 | 44 | 520 | 110 |
| 650 | Aprilia | 650 Pegaso Strada | 05-09 | JTF308 | 15 | JTR703 | 44 | 520 | 110 |
| 650 | Aprilia | 650 Pegaso Trail | 07-09 | JTF308 | 15 | JTR703 | 44 | 520 | 110 |
| 650 | Aprilia | Moto 6.5 | 95-99 | JTF1126 | 16 | JTR5 | 49 | 520 | 108 |
| 650 | Aprilia | 650 Stark | France 95-98 | JTF1126 | 16 | JTR5 | 49 | 520 | 120 |
| 750 | Aprilia | 750 Dorsoduro / ABS | 07-16 | JTF709 | 16 | JTR702 | 46 | 525 | 112 |
| 750 | Aprilia | 750 Dorsoduro Factory / ABS | 10-16 | JTF709 | 16 | JTR702 | 46 | 525 | 112 |
| 750 | Aprilia | 750 SL Shiver / ABS | 07-16 | JTF709 | 16 | JTR702 | 44 | 525 | 108 |
| 750 | Aprilia | 750 SL Shiver GT / ABS | 07-16 | JTF709 | 16 | JTR702 | 44 | 525 | 108 |
| 850 | Aprilia | 850 Mana / ABS | 08-16 | | 18 | JTR702 | 40 | 525 | 110 |
| 850 | Aprilia | 850 Mana GT / ABS | 08-16 | | 18 | JTR702 | 40 | 525 | 110 |
| 850 | Aprilia | 850 SRV | 12-16 | | 22 | | 47 | 525 | 116 |
| 1000 | Aprilia | 1000 ETV Capo Nord | 01-08 | JTF704 | 17 | | 45 | 525 | 112 |
| 1000 | Aprilia | 1000 RST Futura | 01-04 | JTF704 | 16 | | 43 | 525 | 108 |
| 1000 | Aprilia | 1000 RSV Mille R,SL,SP | 98-03 | JTF704 | 17 | JTR702 | 42 | 525 | 108 |
| 1000 | Aprilia | 1000 RSV Mille <<< 520 Chain Conversion | 98-03 | JTF705 | 17 | JTR703 | 42 | 520 | 108 |
| 1000 | Aprilia | 1000 RSV R | 04-09 | JTF704 | 16 | JTR702 | 40 | 525 | 106 |
| 1000 | Aprilia | 1000 RSV R <<< 520 Chain Conversion | 04-09 | JTF705 | 16 | JTR703 | 40 | 520 | 106 |
| 1000 | Aprilia | 1000 RSV4 Factory | 09-14 | JTF704 | 16 | JTR713 | 40 | 525 | 108 |
| 1000 | Aprilia | 1000 RSV4 Factory <<< 520 Chain Conversion | 09-14 | JTF705 | 16 | JTR713 | 40 | 520 | 108 |
| 1000 | Aprilia | 1000 RSV4 Factory APRC | 11-14 | JTF704 | 16 | JTR713 | 42 | 525 | 108 |
| 1000 | Aprilia | 1000 RSV4 Factory APRC SE | 11-14 | JTF704 | 16 | JTR713 | 42 | 525 | 108 |
| 1000 | Aprilia | 1000 RSV4 Factory Racing LE | 17 | JTF704 | 16 | JTR713 | 41 | 525 | 110 |
| 1000 | Aprilia | 1000 RSV4 R / APRC | 11-15 | JTF704 | 16 | JTR713 | 40 | 525 | 108 |
| 1000 | Aprilia | 1000 RSV4 RF | 15-17 | JTF704 | 16 | JTR713 | 41 | 525 | 110 |
| 1000 | Aprilia | 1000 RSV4 RR | 16-17 | JTF704 | 16 | JTR713 | 41 | 525 | 110 |
| 1000 | Aprilia | 1000 RSV Tuono | 03-05 | JTF704 | 17 | JTR702 | 42 | 525 | 108 |
| 1000 | Aprilia | 1000 Tuono R Racing | 06-11 | JTF704 | 16 | JTR702 | 40 | 525 | 106 |
| 1000 | Aprilia | 1000 Tuono V4 R / APRC | 12-16 | JTF704 | 16 | JTR713 | 42 | 525 | 108 |
| 1000 | Aprilia | 1000 SL Falco | 00-06 | JTF704 | 16 | | 41 | 525 | 108 |
| 1000 | Aprilia | 1000 SL Falco <<< 520 Chain Conversion | 00-06 | JTF705 | 16 | | 41 | 520 | 108 |
| 1100 | Aprilia | 1100 Tuono V4 RR | 15-17 | JTF704 | 15 | JTR713 | 42 | 525 | 110 |
| 1100 | Aprilia | 1100 Tuono V4 Factory | 15-17 | JTF704 | 15 | JTR713 | 42 | 525 | 110 |
| 1200 | Aprilia | 1200 Dorsoduro / V4R ABS | 11-16 | JTF709 | 16 | JTR702 | 40 | 525 | 110 |
| 1200 | Aprilia | 1200 Caponord | 11-16 | | 17 | | 42 | 525 | 112 |
| 1200 | Aprilia | 1200 Caponord Rally | 16 | | 17 | | 42 | 525 | 112 |
| 1200 | Aprilia | 1200 Caponord Travel Pack | 16 | | 17 | | 42 | 525 | 112 |

| CC | Make | Model | Year | Front Sprocket | T | Rear Sprocket | T | Chain Pitch | Chain Length |
|-----------------------------|-----------|--------------------------|-------|----------------|----|---------------|----|-------------|--------------|
| Betamotor Road Bikes | | | | | | | | | |
| 50 | Betamotor | 50 RR Enduro | 02-04 | JTF1120 | 12 | | 51 | 420 | 126 |
| 50 | Betamotor | 50 RR Racing | 05-09 | JTF1120 | 11 | JTR1141 | 51 | 420 | 126 |
| 50 | Betamotor | 50 RR Supermotard | 02-05 | JTF1120 | 13 | | 50 | 420 | 126 |
| 50 | Betamotor | 50 RR Supermotard Racing | 06-09 | JTF1120 | 11 | JTR1141 | 50 | 420 | 126 |
| 125 | Betamotor | 125 Alp | 12-15 | | | | | | |
| 125 | Betamotor | 125 RE AC | 11-16 | JTF1550 | 14 | JTR1140 | 54 | 428 | 130 |
| 125 | Betamotor | 125 RR | 06-10 | JTF1550 | 14 | | 50 | 428 | 130 |
| 125 | Betamotor | 125 RR LC 4T Enduro | 11-17 | JTF1550 | 14 | JTR1140 | 63 | 428 | 140 |
| 125 | Betamotor | 125 RR LC 4T Motard | 11-17 | JTF1550 | 14 | JTR1140 | 56 | 428 | 136 |
| 125 | Betamotor | 125 RR AC Enduro | 13-15 | JTF1550 | 14 | JTR1140 | 54 | 428 | 130 |
| 125 | Betamotor | 125 RR AC Motard | 11-14 | JTF1550 | 14 | JTR1140 | 50 | 428 | 130 |
| 125 | Betamotor | 125 RR 2T | 18 | JTF19015C | 13 | JTR210 | 50 | 520 | 110 |
| 125 | Betamotor | 125 SM M4 | 06-10 | JTF1550 | 14 | | 46 | 428 | 128 |
| 125 | Betamotor | 200 Alp Enduro | 10-15 | | 15 | | 48 | 428 | 112 |
| 350 | Betamotor | 350 Jonathan | 01-02 | JTF4325C | 15 | JTR5 | 41 | 520 | 120 |
| 350 | Betamotor | 350 Jonathan | 03-10 | JTF432 | 16 | JTR5 | 44 | 520 | 122 |
| 400 | Betamotor | 400 Alp 4.0 | 10-11 | JTF4325C | 15 | | 48 | 428 | 112 |
| 400 | Betamotor | 400 Alp 4.0 | 12-15 | | | | | | |
| 400 | Betamotor | 400 M4 Supermoto | 10-11 | JTF4325C | 15 | | 42 | 428 | 110 |
| BMW Road Bikes | | | | | | | | | |
| 310 | BMW | G310 R | 16-18 | | | JTR5 | 40 | 520 | |
| 450 | BMW | G450 X Street Legal | 09 | JTF403 | 15 | JTR8 | 51 | 520 | 114 |
| 650 | BMW | F650 | 94-95 | JTF402 | 16 | JTR5 | 47 | 520 | 110 |
| 650 | BMW | F650 Funduro | 96-00 | JTF402 | 16 | JTR5 | 47 | 520 | 110 |
| 650 | BMW | F650 ST Strada | 98-00 | JTF402 | 16 | JTR5 | 47 | 520 | 110 |
| 650 | BMW | F650 Dakar | 99-00 | JTF402 | 16 | JTR5 | 47 | 520 | 112 |
| 650 | BMW | F650 GS Dakar | 01-05 | JTF402 | 16 | JTR5 | 47 | 520 | 112 |



| CC | Make | Model | Year | Front Sprocket | T | Rear Sprocket | T | Chain Pitch | Chain Length |
|------|------|--|-------|----------------|----|---------------|----|-------------|--------------|
| 650 | BMW | F650 GS | 99-07 | JTF402 | 16 | JTR5 | 47 | 520 | 112 |
| 650 | BMW | G650 GS | 11-15 | JTF402 | 16 | JTR5 | 47 | 520 | 112 |
| 650 | BMW | G650 GS Sertao | 12-13 | JTF402 | 16 | JTR5 | 47 | 520 | 112 |
| 650 | BMW | 650 Xchallenge | 07-08 | JTF402 | 16 | JTR9 | 47 | 520 | 112 |
| 650 | BMW | 650 Xcountry | 07-08 | JTF402 | 16 | JTR9 | 47 | 520 | 112 |
| 650 | BMW | 650 Xmoto | 07-08 | JTF402 | 16 | JTR703 | 47 | 520 | 112 |
| 800 | BMW | F650 GS (JTR6.41 for 8.5mm bolts) | 08-12 | JTF704 | 17 | JTR6 | 41 | 525 | 116 |
| 800 | BMW | F650 GS (JTR3.41 for 10.5mm bolts) | 08-12 | JTF704 | 17 | JTR3 | 41 | 525 | 116 |
| 800 | BMW | F650 GS SE | 12 | JTF704 | 17 | JTR3 | 41 | 525 | 116 |
| 800 | BMW | F700 GS | 13-18 | JTF704 | 17 | JTR3 | 42 | 525 | 116 |
| 800 | BMW | F800 GS (JTR6.42 for 8.5mm bolts) | 08-18 | JTF704 | 16 | JTR6 | 42 | 525 | 116 |
| 800 | BMW | F800 GS (JTR3.42 for 10.5mm bolts) | 08-18 | JTF704 | 16 | JTR3 | 42 | 525 | 116 |
| 800 | BMW | F800 GS Adventure | 13-18 | JTF704 | 17 | JTR3 | 42 | 525 | 116 |
| 800 | BMW | F800 GS Triple Black | 12 | JTF704 | 16 | JTR3 | 42 | 525 | 116 |
| 800 | BMW | F800 GS Trophy | 12 | JTF704 | 16 | JTR3 | 42 | 525 | 116 |
| 800 | BMW | F800 R (JTR6.47 for 8.5mm bolts) | 09-18 | JTF405 | 20 | JTR6 | 47 | 525 | 120 |
| 800 | BMW | F800 R (JTR3.47 for 10.5mm bolts) | 09-18 | JTF405 | 20 | JTR3 | 47 | 525 | 120 |
| 1000 | BMW | S1000 RR | 09-11 | JTF404 | 17 | JTR7 | 44 | 525 | 118 |
| 1000 | BMW | S1000 RR <<< 520 Chain Conversion | 09-11 | JTF1404 | 17 | JTR75 | 44 | 520 | 118 |
| 1000 | BMW | S1000 RR <<< 520 Chain Conversion (Aluminium Rear) | 09-11 | JTF1404 | 17 | JTA75 | 44 | 520 | 118 |
| 1000 | BMW | S1000 RR | 12-18 | JTF404 | 17 | JTR7 | 45 | 525 | 118 |
| 1000 | BMW | S1000 RR <<< 520 Chain Conversion | 12-18 | JTF1404 | 17 | JTR75 | 45 | 520 | 118 |
| 1000 | BMW | S1000 RR <<< 520 Chain Conversion (Aluminium Rear) | 12-18 | JTF1404 | 17 | JTA75 | 45 | 520 | 118 |
| 1000 | BMW | S1000 RR Sport | 10 | JTF404 | 17 | JTR7 | 44 | 525 | 118 |
| 1000 | BMW | S1000 RR Sport <<< 520 Chain Conversion | 10 | JTF1404 | 17 | JTR75 | 44 | 520 | 118 |
| 1000 | BMW | S1000 RR Sport <<< 520 Chain Conversion (Aluminium Rear) | 10 | JTF1404 | 17 | JTA75 | 44 | 520 | 118 |
| 1000 | BMW | S1000 XR | 14-18 | JTF404 | 17 | JTR7 | 45 | 525 | 128 |
| 1000 | BMW | S1000 XR <<< 520 Chain Conversion | 14-18 | JTF1404 | 17 | JTR75 | 45 | 520 | 128 |
| 1000 | BMW | S1000 XR <<< 520 Chain Conversion (Aluminium Rear) | 14-18 | JTF1404 | 17 | JTA75 | 45 | 520 | 128 |
| 1000 | BMW | 1000 HP4 | 13-15 | JTF404 | 17 | | 45 | 525 | 118 |
| 1000 | BMW | 1000 HP4 <<< 520 Chain Conversion | 13-15 | JTF1404 | 17 | | 45 | 520 | 118 |

Bultaco Road Bikes

| | | | | | | | | | |
|----|---------|-------------|--|---------|----|---------|----|-----|-----|
| 50 | Bultaco | 50 Lobito | | JTF1129 | 12 | JTR1132 | 53 | 420 | 130 |
| 50 | Bultaco | 50 Astro SM | | JTF1129 | 13 | JTR1132 | 53 | 420 | 132 |

Cagiva Road Bikes

| | | | | | | | | | |
|-----|--------|--------------------------------|-------|--------|--------|---------|--------|-----|-----|
| 50 | Cagiva | 50 Cocis 2A Serie | 90-91 | JTF708 | 14 | JTR696 | 50 | 428 | 124 |
| 50 | Cagiva | 50 K3 | 91-92 | JTF708 | 15 | JTR696 | 50 | 428 | |
| 50 | Cagiva | 50 W4 Trail | 92-94 | JTF708 | 15 | JTR696 | 50 | 428 | 130 |
| 50 | Cagiva | 50 Super City | 92-96 | JTF708 | 13 | JTR696 | 49 | 428 | 128 |
| 50 | Cagiva | 50 Prima Super Sports | 92-96 | JTF708 | 13 | JTR696 | 49 | 428 | 128 |
| 50 | Cagiva | 50 Prima Super Sports | Eire | 92-95 | JTF708 | 15 | JTR696 | 43 | 428 |
| 50 | Cagiva | 50 Mito | 99 | JTF708 | 13 | JTR696 | 49 | 428 | |
| 75 | Cagiva | 75 Cocis | 91 | JTF708 | 14 | JTR696 | 50 | 428 | 126 |
| 80 | Cagiva | 80 W4 Trail | 92-96 | JTF708 | 15 | JTR696 | 50 | 428 | 130 |
| 80 | Cagiva | 80 Super City | 92-96 | JTF708 | 13 | JTR696 | 49 | 428 | 128 |
| 80 | Cagiva | 80 Prima Super Sports | 92-96 | JTF708 | 13 | JTR696 | 49 | 428 | 128 |
| 125 | Cagiva | 125 SST Ruote Lega | 84-87 | JTF710 | 15 | | 62 | 428 | 136 |
| 125 | Cagiva | 125 SXT Aletta Rossa WSX Trail | 83-87 | JTF710 | 16 | JTR1163 | 45 | 428 | 122 |
| 125 | Cagiva | 125 Aletta Oro | 85-87 | JTF711 | 12 | JTR13 | 41 | 520 | 104 |
| 125 | Cagiva | 125 Blues Custom | 87-95 | JTF711 | 14 | JTR13 | 39 | 520 | 112 |
| 125 | Cagiva | 125 Cruiser | 87-89 | JTF711 | 13 | JTR698 | 39 | 520 | 106 |
| 125 | Cagiva | 125 Elefant 1/2/3 | 84-88 | JTF710 | 16 | JTR1163 | 45 | 428 | 122 |
| 125 | Cagiva | 125 Freccia C9 | 87 | JTF711 | 14 | JTR13 | 38 | 520 | 112 |
| 125 | Cagiva | 125 Freccia C10 | 88-89 | JTF711 | 14 | JTR13 | 39 | 520 | 112 |
| 125 | Cagiva | 125 Freccia C12/R/T | 89-92 | JTF711 | 14 | JTR13 | 41 | 520 | 114 |
| 125 | Cagiva | 125 K7 | 90-92 | JTF711 | 14 | JTR698 | 41 | 520 | 114 |
| 125 | Cagiva | 125 Planet | 98-00 | JTF711 | 14 | | 41 | 520 | |
| 125 | Cagiva | 125 Mito Sports | 90-92 | JTF711 | 14 | JTR701 | 43 | 520 | 116 |

| CC | Make | Model | Year | Front Sprocket | T | Rear Sprocket | T | Pitch | Chain Length |
|------|--------|------------------------------------|-------|----------------|----|---------------|----|-------|--------------|
| 125 | Cagiva | 125 Mito EV | 92-99 | JTF711 | 14 | JTR701 | 41 | 520 | 114 |
| 125 | Cagiva | 125 Mito Evolution | 00-04 | JTF711 | 14 | JTR701 | 38 | 520 | 114 |
| 125 | Cagiva | 125 Mito Euro 2 | 04-08 | JTF711 | 14 | JTR701 | 43 | 520 | 116 |
| 125 | Cagiva | 125 Mito SP525 | 08-10 | JTF711 | 14 | JTR701 | 43 | 520 | 116 |
| 125 | Cagiva | 125 N90 | 90-92 | JTF711 | 14 | JTR698 | 42 | 520 | 108 |
| 125 | Cagiva | 125 N1 | 97-99 | JTF711 | 14 | JTR701 | 43 | 520 | 116 |
| 125 | Cagiva | 125 Raptor | 03 | JTF711 | 14 | JTR701 | 39 | 520 | 114 |
| 125 | Cagiva | 125 Raptor | 04-10 | JTF711 | 14 | JTR701 | 43 | 520 | 116 |
| 125 | Cagiva | 125 Super City | 91-99 | JTF711 | 13 | JTR701 | 42 | 520 | 112 |
| 125 | Cagiva | 125 Tamanaco | 88-91 | JTF711 | 13 | JTR698 | 40 | 520 | 106 |
| 125 | Cagiva | 125 W8 Trail | 92-95 | JTF711 | 13 | JTR698 | 44 | 520 | 108 |
| 125 | Cagiva | 125 W8 | 99 | JTF711 | 12 | JTR698 | 44 | 520 | |
| 350 | Cagiva | 350 ALA Rossa Trail | 83-84 | JTF508 | 14 | JTR709 | 41 | 530 | 108 |
| 350 | Cagiva | 350 ALA Rossa Trail | 85-87 | JTF725 | 14 | | | 530 | 108 |
| 350 | Cagiva | 350 Elefant Paris Dakar | 86-88 | JTF723 | 14 | JTR714 | 50 | 520 | 108 |
| 350 | Cagiva | 350 Alazzurra Sports | 85-88 | JTF725 | 14 | JTR1022 | 47 | 530 | 108 |
| 350 | Cagiva | 350 T4 E/R | 87-91 | JTF728 | 16 | JTR828 | 42 | 520 | 110 |
| 350 | Cagiva | 350 W12 Trail | 93-96 | JTF728 | 16 | JTR698 | 46 | 520 | 110 |
| 500 | Cagiva | 500 T4 E/R | 87-90 | JTF728 | 15 | JTR828 | 42 | 520 | 110 |
| 500 | Cagiva | 500 Canyon | 99-01 | | 15 | | 45 | 520 | 112 |
| 600 | Cagiva | 600 Canyon | 96-99 | JTF728 | 15 | | 45 | 520 | |
| 600 | Cagiva | 600 River | 95-99 | JTF728 | 15 | JTR701 | 43 | 520 | 116 |
| 600 | Cagiva | 600 W16 Trail | 94-97 | JTF728 | 15 | JTR698 | 44 | 520 | 116 |
| 650 | Cagiva | 650 Alazzurra Sports | 85-88 | JTF725 | 15 | JTR1022 | 41 | 530 | 100 |
| 650 | Cagiva | 650 Elefant Trail | 85-87 | JTF725 | 15 | JTR718 | 44 | 530 | 106 |
| 650 | Cagiva | 650 Alazzurra GT Sports | 86-88 | JTF725 | 15 | JTR718 | 44 | 530 | 106 |
| 650 | Cagiva | 650 Raptor | 01-07 | JTF520 | 15 | | 45 | 525 | 112 |
| 650 | Cagiva | 650 V-Raptor | 01-07 | JTF520 | 15 | | 45 | 525 | 112 |
| 750 | Cagiva | 750 Elefant Trail / Lucky Explorer | 87-89 | JTF726 | 14 | JTR718 | 46 | 530 | 108 |
| 750 | Cagiva | 750 Elefant | 93-98 | | 15 | JTR729 | 46 | 530 | 108 |
| 900 | Cagiva | 900 Elefant | 90-97 | JTF739 | 15 | JTR729 | 46 | 530 | 108 |
| 900 | Cagiva | 900 Elefant IE | 90-97 | | 15 | JTR729 | 46 | 530 | 108 |
| 900 | Cagiva | 900 Grand Canyon | 99 | JTF739 | 15 | JTR729 | 46 | 530 | |
| 900 | Cagiva | 900 Canyon | 99 | | 15 | | 45 | 525 | 108 |
| 1000 | Cagiva | 1000 Navigator | 01-05 | JTF520 | 16 | | 41 | 525 | 108 |
| 1000 | Cagiva | 1000 Raptor | 01-06 | JTF513 | 16 | | 40 | 530 | 106 |
| 1000 | Cagiva | 1000 V-Raptor | 01-06 | JTF513 | 16 | | 40 | 530 | 106 |
| 1000 | Cagiva | 1000 Xtra Raptor | 01-05 | JTF513 | 16 | | | 530 | |

CPI Road Bikes

| | | | | | | | | | |
|----|-----|-------|-------|---------|----|---------|----|-----|-----|
| 50 | CPI | 50 SM | 06-12 | JTF1120 | 11 | JTR1079 | 62 | 420 | 136 |
|----|-----|-------|-------|---------|----|---------|----|-----|-----|

Daelim Road Bikes

| | | | | | | | | | | |
|-----|--------|----------------------------------|---------|--------|--------|--------|--------|-----|-----|-----|
| 100 | Daelim | 100 Altino | | JTF259 | 14 | JTR269 | 40 | 428 | 116 | |
| 110 | Daelim | 110 City Ace | Greece | JTF273 | 14 | JTR263 | 34 | 428 | 102 | |
| 125 | Daelim | VC125 S | | 96-99 | JTF259 | 14 | JTR269 | 43 | 428 | 126 |
| 125 | Daelim | VC125 (80 KmH Version) | Germany | 96-97 | JTF259 | 13 | JTR269 | 43 | 428 | 126 |
| 125 | Daelim | VJ125 Roadwin | | 04-07 | JTF259 | 14 | JTR269 | 42 | 428 | 130 |
| 125 | Daelim | VJF125 R Roadwin FI | | 08-16 | JTF259 | 14 | JTR269 | 44 | 428 | 130 |
| 125 | Daelim | VL125 Daystar | | 00-07 | JTF259 | 14 | JTR269 | 42 | 428 | 146 |
| 125 | Daelim | VL125 Daystar (80 KmH Version) | Germany | 00-07 | JTF259 | 13 | JTR269 | 42 | 428 | 146 |
| 125 | Daelim | VL125 FI Daystar II | | 08-11 | JTF259 | 14 | JTR269 | 45 | 428 | 148 |
| 125 | Daelim | VS125 | | 97-99 | JTF259 | 14 | JTR269 | 42 | 428 | 126 |
| 125 | Daelim | VS125 Evolution | | 00-03 | JTF259 | 14 | JTR269 | 42 | 428 | 126 |
| 125 | Daelim | VT125 Evolution | | 98-02 | JTF259 | 14 | JTR269 | 42 | 428 | 134 |
| 125 | Daelim | VT125 Evolution (80 KmH Version) | Germany | 98-02 | JTF259 | 13 | JTR269 | 42 | 428 | 134 |
| 250 | Daelim | 250 Roadwin FI | | 09-10 | | | | | | |

Daytona Road Bikes

| | | | | | | | | | |
|----|---------|-------|--------|--------|----|--------|----|-----|-----|
| 50 | Daytona | 50 DY | Greece | JTF273 | 15 | JTR263 | 36 | 428 | 104 |
|----|---------|-------|--------|--------|----|--------|----|-----|-----|

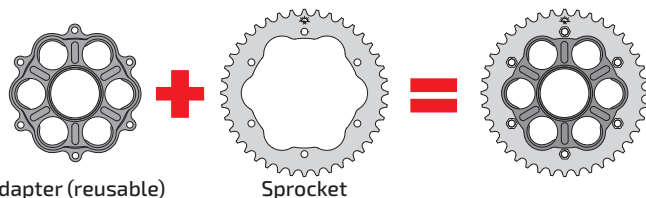
| CC | Make | Model | Year | Front Sprocket | T | Rear Sprocket | T | Pitch | Chain Length |
|-------------------------|---------|--------------------------------|--------|----------------|----|---------------|----|-------|--------------|
| 50 | Daytona | 50 Nova | Greece | JTF273 | 14 | JTR263 | 36 | 428 | 104 |
| 50 | Daytona | 50 Sonic | Greece | JTF1264 | 14 | JTR263 | 36 | 428 | |
| 50 | Daytona | 50 Sprinter | Greece | JTF253 | 14 | JTR211 | 43 | 420 | |
| 50 | Daytona | 50 Veeroad | Greece | JTF273 | 15 | JTR263 | 36 | 428 | 104 |
| 50 | Daytona | 125 Sprinter | Greece | JTF274 | 15 | JTR263 | 36 | 428 | 100 |
| Derbi Road Bikes | | | | | | | | | |
| 50 | Derbi | 50 GPR R | 00-06 | JTF1129 | 12 | | 52 | 420 | |
| 50 | Derbi | 50 GPR Racing | 04-05 | JTF1129 | 12 | JTR1133 | 53 | 420 | 132 |
| 50 | Derbi | 50 GPR Racing | 06-13 | JTF1128 | 11 | JTR1133 | 53 | 420 | 132 |
| 50 | Derbi | 50 GPR Nude | 04-05 | JTF1129 | 12 | JTR1133 | 53 | 420 | 132 |
| 50 | Derbi | 50 GPR Nude | 06-13 | JTF1128 | 11 | JTR1133 | 53 | 420 | 132 |
| 50 | Derbi | 50 R-DRD Black Devil | 04-05 | JTF1129 | 13 | JTR1131 | 53 | 420 | 130 |
| 50 | Derbi | 50 Senda R | 00-02 | JTF1129 | 13 | JTR1131 | 53 | 420 | 134 |
| 50 | Derbi | 50 Senda R Classic | 01 | JTF1129 | 12 | | 53 | 420 | 130 |
| 50 | Derbi | 50 Senda R DRD | 02-05 | JTF1129 | 13 | JTR1132 | 53 | 420 | 140 |
| 50 | Derbi | 50 Senda R DRD Racing | 06-13 | JTF1128 | 11 | JTR1132 | 53 | 420 | 130 |
| 50 | Derbi | 50 Senda R DRD Pro | 06-13 | JTF1128 | 11 | JTR1132 | 53 | 420 | 132 |
| 50 | Derbi | 50 Senda R Racer | 02-03 | JTF1129 | 12 | | 53 | 420 | 130 |
| 50 | Derbi | 50 Senda R X-treme | 02-05 | JTF1129 | 13 | JTR1131 | 53 | 420 | 130 |
| 50 | Derbi | 50 Senda R X-treme | 06-08 | JTF1128 | 11 | JTR1131 | 53 | 420 | 130 |
| 50 | Derbi | 50 Senda R X-treme | 09-16 | JTF1128 | 11 | JTR1131 | 53 | 420 | 130 |
| 50 | Derbi | 50 Senda R DRD X-treme | 11-14 | JTF1128 | 11 | JTR1131 | 53 | 420 | 130 |
| 50 | Derbi | 50 Senda R X-Race | 04-05 | JTF1129 | 13 | JTR1131 | 53 | 420 | 130 |
| 50 | Derbi | 50 Senda R X-Race | 06-11 | JTF1128 | 11 | JTR1131 | 53 | 420 | 130 |
| 50 | Derbi | 50 Senda SM Classic | 99-02 | JTF1129 | 13 | | 53 | 420 | 130 |
| 50 | Derbi | 50 Senda SM X-treme | 00-05 | JTF1129 | 14 | JTR1131 | 53 | 420 | 130 |
| 50 | Derbi | 50 Senda SM X-treme | 06-16 | JTF1128 | 11 | JTR1131 | 53 | 420 | 130 |
| 50 | Derbi | 50 Senda SM X-race | 04-05 | JTF1129 | 14 | JTR1131 | 53 | 420 | 130 |
| 50 | Derbi | 50 Senda SM X-race | 06-11 | JTF1128 | 11 | JTR1131 | 53 | 420 | 130 |
| 50 | Derbi | 50 Senda SM Racer | 02-03 | JTF1129 | 13 | | 53 | 420 | 130 |
| 50 | Derbi | 50 Senda SM DRD | 02-05 | JTF1129 | 14 | JTR1132 | 53 | 420 | 130 |
| 50 | Derbi | 50 Senda SM DRD Racing | 06-10 | JTF1128 | 11 | JTR1132 | 53 | 420 | 130 |
| 50 | Derbi | 50 Senda SM DRD Racing | 11-16 | JTF1128 | 11 | JTR1133 | 53 | 420 | 130 |
| 50 | Derbi | 50 Senda SM DRD Racing Limited | 07 | JTF1128 | 11 | JTR1133 | 53 | 420 | 130 |
| 50 | Derbi | 50 Senda SM DRD Pro | 06-12 | JTF1128 | 11 | JTR1132 | 53 | 420 | 132 |
| 50 | Derbi | 50 Senda SM DRD Evo | 09-10 | JTF1128 | 11 | JTR1133 | 53 | 420 | 130 |
| 50 | Derbi | 50 Senda SM DRD Evo Ltd. Ed. | 10 | JTF1128 | 11 | JTR1133 | 53 | 420 | 130 |
| 125 | Derbi | 125 Baja SM | 06-08 | JTF259 | 15 | JTR1134 | 48 | 428 | 134 |
| 125 | Derbi | 125 Cross City | 07-14 | JTF259 | 15 | JTR1134 | 50 | 428 | 134 |
| 125 | Derbi | 125 GPR Nude | 04-08 | JTF558 | 16 | | 50 | 428 | 130 |
| 125 | Derbi | 125 GPR Racing | 04-08 | JTF558 | 16 | | 50 | 428 | 130 |
| 125 | Derbi | 125 GPR 4-Stroke | 09-13 | JTF277 | 14 | | 49 | 428 | 130 |
| 125 | Derbi | 125 Mulhacen (Spoke Wheel) | 07-13 | JTF277 | 14 | JTR1134 | 51 | 428 | 130 |
| 125 | Derbi | 125 Mulhacen (Alloy Wheel) | 07-13 | JTF277 | 14 | | 49 | 428 | 130 |
| 125 | Derbi | 125 Mulhacen Cafe | 09-12 | JTF277 | 14 | | 49 | 428 | 130 |
| 125 | Derbi | 125 Senda Baja SM | 06-08 | JTF1264 | 17 | JTR1134 | 52 | 428 | 140 |
| 125 | Derbi | 125 Senda Baja SM | 09-12 | | | | | | |
| 125 | Derbi | 125 Senda Baja R Enduro | 06-08 | JTF1264 | 17 | JTR1134 | 54 | 428 | 142 |
| 125 | Derbi | 125 Senda Baja R Enduro | 09-12 | | | | | | |
| 125 | Derbi | 125 Senda DRD R | 06-13 | | | | | | |
| 125 | Derbi | 125 Senda DRD SM | 09-13 | JTF277 | 14 | JTR1134 | 50 | 428 | 132 |
| 125 | Derbi | 125 Senda R | 04-07 | JTF264 | 17 | JTR1134 | 54 | 428 | 136 |
| 125 | Derbi | 125 Senda SM | 04-07 | JTF264 | 17 | JTR1134 | 50 | 428 | 136 |
| 125 | Derbi | 125 Senda Trail | 04-05 | JTF264 | 17 | JTR1134 | 54 | 428 | 142 |
| 125 | Derbi | 125 Terra | 07-13 | JTF277 | 14 | JTR1134 | 51 | 428 | 130 |
| 125 | Derbi | 125 Terra Adventure | 07-14 | JTF277 | 14 | JTR1134 | 51 | 428 | 130 |
| 659 | Derbi | 659 Mulhacen | 07-08 | JTF308 | 15 | JTR817 | 46 | 520 | 106 |
| 659 | Derbi | 659 Mulhacen Cafe | 09-12 | JTF308 | 15 | JTR817 | 46 | 520 | 106 |

| CC | Make | Model | Year | Front Sprocket | T | Rear Sprocket Adapter | Rear Sprocket | T | Aluminium Rear Sprocket | Chain Pitch | Chain Length |
|--------------------------|--------|-------------------------------|-------|----------------|----|-----------------------|---------------|----|-------------------------|-------------|--------------|
| Ducati Road Bikes | | | | | | | | | | | |
| 400 | Ducati | 400 Monster (Japan Only) | 01-04 | JTF736 | 15 | | JTR735 | 46 | JTA735 | 520 | |
| 400 | Ducati | 400 Monster (Japan Only) | 05-08 | JTF736 | 15 | | JTR735 | 48 | JTA735 | 520 | 106 |
| 400 | Ducati | 400 Scrambler Sixty2 | 16-18 | JTF736 | 15 | | JTR746 | 48 | | 520 | 106 |
| 400 | Ducati | 400 SS Junior Super Sport | 92-96 | | 14 | | JTR735 | 43 | JTA735 | 520 | 108 |
| 500 | Ducati | 500 Desmo GTL/S | 79 | | 15 | | JTR1022 | 38 | | 530 | 98 |
| 500 | Ducati | 500 SL Pantah Sports | 80-84 | JTF492 | 14 | | JTR1022 | 38 | | 530 | 94 |
| 600 | Ducati | 600 SL Pantah Sports | 80-84 | JTF492 | 15 | | JTR1022 | 38 | | 530 | 94 |
| 600 | Ducati | 600 Monster <02961 | 94 | JTF736 | 15 | | JTR735 | 38 | JTA735 | 520 | 100 |
| 600 | Ducati | 600 Monster >02962 | 95-98 | JTF736 | 14 | | JTR735 | 43 | JTA735 | 520 | 100 |
| 600 | Ducati | 600 Monster | 99-01 | JTF736 | 15 | | JTR735 | 46 | JTA735 | 520 | 102 |
| 600 | Ducati | 600 SS <01852 | 94 | JTF736 | 14 | | JTR735 | 36 | JTA735 | 520 | 96 |
| 600 | Ducati | 600 SS >01853 | 95-99 | JTF736 | 15 | | JTR735 | 41 | JTA735 | 520 | 98 |
| 620 | Ducati | 620 Monster i.e. | 02-03 | JTF736 | 15 | | JTR735 | 46 | JTA735 | 520 | 106 |
| 620 | Ducati | 620 Monster i.e. | 04-06 | JTF736 | 15 | | JTR735 | 48 | JTA735 | 520 | 106 |
| 620 | Ducati | 620 S Monster i.e. | 02-03 | JTF736 | 15 | | JTR735 | 46 | JTA735 | 520 | 106 |
| 620 | Ducati | 620 S Monster i.e. | 04-06 | JTF736 | 15 | | JTR735 | 48 | JTA735 | 520 | 106 |
| 620 | Ducati | 620 Monster Dark | 03 | JTF736 | 15 | | JTR735 | 46 | JTA735 | 520 | 106 |
| 620 | Ducati | 620 Monster Dark | 04-06 | JTF736 | 15 | | JTR735 | 48 | JTA735 | 520 | 106 |
| 620 | Ducati | 620 Monster Dark MD Monodisco | 04 | JTF736 | 15 | | JTR735 | 46 | JTA735 | 520 | 106 |
| 620 | Ducati | 620 Multistrada | 05-06 | JTF736 | 15 | | JTR735 | 48 | JTA735 | 520 | 108 |
| 620 | Ducati | 620 Multistrada Dark | 05-06 | JTF736 | 15 | | JTR735 | 48 | JTA735 | 520 | 108 |
| 620 | Ducati | 620 Sport | 03 | JTF736 | 15 | | JTR735 | 44 | JTA735 | 520 | 100 |
| 650 | Ducati | 650 Indiana Custom | 87-88 | JTF725 | 15 | | JTR718 | 48 | | 530 | 104 |
| 695 | Ducati | 695 Monster | 07-08 | JTF736 | 15 | | JTR735 | 42 | JTA735 | 520 | 102 |
| 696 | Ducati | 696 Monster | 08-11 | JTF736 | 15 | | JTR735 | 45 | JTA735 | 520 | 108 |
| 696 | Ducati | 696 Monster | 12-14 | JTF736 | 15 | | JTR735 | 45 | JTA735 | 520 | 108 |
| 748 | Ducati | 748 Biposto | 95-03 | JTF736 | 14 | JTA750B | JTR751 | 38 | JTA751 | 520 | 94 |
| 748 | Ducati | 748 SP | 95-98 | JTF736 | 14 | JTA750B | JTR751 | 37 | JTA751 | 520 | 94 |
| 748 | Ducati | 748 R | 01-02 | JTF736 | 14 | JTA750B | JTR751 | 36 | JTA751 | 520 | 94 |
| 748 | Ducati | 748 | 02-03 | JTF736 | 14 | JTA750B | JTR751 | 38 | JTA751 | 520 | 94 |
| 748 | Ducati | 748 S | 02-03 | JTF736 | 14 | JTA750B | JTR751 | 38 | JTA751 | 520 | 94 |
| 749 | Ducati | 749 | 04-05 | JTF741 | 14 | | JTR744 | 39 | | 525 | 96 |
| 749 | Ducati | 749 | 06 | JTF741 | 14 | | JTR744 | 39 | | 525 | 98 |
| 749 | Ducati | 749 R | 06 | JTF741 | 15 | | JTR744 | 35 | | 525 | 98 |
| 749 | Ducati | 749 S | 03 | JTF741 | 14 | | JTR744 | 39 | | 525 | 96 |
| 749 | Ducati | 749 S | 04-06 | JTF741 | 14 | | JTR744 | 38 | | 525 | 96 |
| 750 | Ducati | 750 Indiana Custom | 87-90 | JTF726 | 15 | | JTR718 | 46 | | 530 | 104 |
| 750 | Ducati | 750 F1 -1 | 85-86 | JTF725 | 15 | | JTR1022 | 38 | | 530 | 98 |
| 750 | Ducati | 750 F1 -2 | 87 | JTF497 | 15 | | JTR1022 | 38 | | 530 | 98 |
| 750 | Ducati | 750 F1 -3 SS | 88 | JTF497 | 15 | | JTR1022 | 40 | | 530 | 98 |
| 750 | Ducati | 750 Monster | 96-97 | JTF736 | 15 | | JTR735 | 38 | JTA735 | 520 | 98 |
| 750 | Ducati | 750 Monster | 98-01 | JTF736 | 15 | | JTR735 | 41 | JTA735 | 520 | 100 |
| 750 | Ducati | 750 Monster i.e. | 02 | JTF736 | 15 | | JTR735 | 41 | JTA735 | 520 | 102 |
| 750 | Ducati | 750 Monster i.e. Dark | 02 | JTF736 | 15 | | JTR735 | 41 | JTA735 | 520 | 102 |
| 750 | Ducati | 750 Montjuich | 86-87 | | 14 | | JTR491 | 40 | | 520 | 98 |
| 750 | Ducati | 750 Lagunaseca | 87 | | 15 | | JTR491 | 40 | | 520 | 110 |
| 750 | Ducati | 750 Paso Sport | 86-90 | JTF495 | 15 | | JTR491 | 38 | | 520 | 106 |
| 750 | Ducati | 750 Paso | 88-90 | JTF495 | 15 | | JTR491 | 38 | | 520 | 106 |
| 750 | Ducati | 750 Santa Monica SS | 87-88 | | 15 | | JTR491 | 38 | | 520 | 110 |
| 750 | Ducati | 750 Sport | 88-90 | JTF495 | 15 | | JTR491 | 38 | | 520 | 96 |

Reusable Rear Sprocket Adapter

Part numbers: JTA750B, JTA760B, JTA770B

Refer to specific motorcycle model for correct adapter and sprocket



Adapter (reusable)

Sprocket

| CC | Make | Model | Year | Front Sprocket | T | Rear Sprocket Adapter | Rear Sprocket | T | Aluminium Rear Sprocket | Chain Pitch | Chain Length |
|-----|--------|----------------------------------|-------|----------------|----|-----------------------|---------------|----|-------------------------|-------------|--------------|
| 750 | Ducati | 750 Sport | 02 | JTF736 | 15 | | JTR735 | 40 | JTA735 | 520 | 98 |
| 750 | Ducati | 750 SS | 91-98 | JTF736 | 15 | | JTR735 | 37 | JTA735 | 520 | 98 |
| 750 | Ducati | 750 SS | 99-02 | JTF736 | 14 | | JTR735 | 40 | JTA735 | 520 | 98 |
| 795 | Ducati | 795 Monster | 12-15 | JTF740 | 15 | JTA750B | JTR752 | 39 | JTA752 | 525 | 104 |
| 796 | Ducati | 796 Hypermotard | 10-11 | JTF740 | 15 | JTA750B | JTR752 | 41 | JTA752 | 525 | 104 |
| 796 | Ducati | 796 Hypermotard | 12 | JTF741 | 15 | JTA750B | JTR752 | 41 | JTA752 | 525 | 104 |
| 796 | Ducati | 796 Monster | 12-15 | JTF740 | 15 | JTA750B | JTR752 | 39 | JTA752 | 525 | 104 |
| 796 | Ducati | 796 Monster Corse Stripe | 15 | JTF740 | 15 | JTA750B | JTR752 | 39 | JTA752 | 525 | 104 |
| 797 | Ducati | 797 Monster | 17-18 | JTF736 | 15 | | JTR746 | 46 | | 520 | 104 |
| 800 | Ducati | 800 Monster i.e. | 03-04 | JTF736 | 15 | | JTR735 | 42 | JTA735 | 520 | 102 |
| 800 | Ducati | 800 Monster Dark | 03 | JTF736 | 15 | | JTR735 | 42 | JTA735 | 520 | 102 |
| 800 | Ducati | 800 Monster S2R | 05-07 | JTF736 | 15 | JTA750B | JTR751 | 42 | JTA751 | 520 | 104 |
| 800 | Ducati | 800 Monster S2R Dark | 06 | JTF736 | 15 | JTA750B | JTR751 | 42 | JTA751 | 520 | 104 |
| 800 | Ducati | 800 Scrambler Cafe Racer | 18 | JTF736 | 15 | | JTR746 | 46 | | 520 | 104 |
| 800 | Ducati | 800 Scrambler Classic | 15-18 | JTF736 | 15 | | JTR746 | 46 | | 520 | 104 |
| 800 | Ducati | 800 Scrambler Dessert Sled | 18 | JTF736 | 15 | | JTR746 | 46 | | 520 | 104 |
| 800 | Ducati | 800 Scrambler Flat Track Pro | 15-16 | JTF736 | 15 | | JTR746 | 46 | | 520 | 104 |
| 800 | Ducati | 800 Scrambler Full Throttle | 15-18 | JTF736 | 15 | | JTR746 | 46 | | 520 | 104 |
| 800 | Ducati | 800 Scrambler Icon | 15-18 | JTF736 | 15 | | JTR746 | 46 | | 520 | 104 |
| 800 | Ducati | 800 Scrambler Icon | 18 | JTF736 | 15 | | JTR746 | 46 | | 520 | 104 |
| 800 | Ducati | 800 Scrambler Italia Independent | 16 | JTF736 | 15 | | JTR746 | 46 | | 520 | 104 |
| 800 | Ducati | 800 Scrambler Mach 2 | 17-18 | JTF736 | 15 | | JTR746 | 46 | | 520 | 104 |
| 800 | Ducati | 800 Scrambler Urban Enduro | 15-16 | JTF736 | 15 | | JTR746 | 46 | | 520 | 104 |
| 800 | Ducati | 800 Sport | 03 | JTF736 | 15 | | JTR735 | 39 | JTA735 | 520 | 98 |
| 800 | Ducati | 800 SS | 03-06 | JTF736 | 15 | | JTR735 | 39 | JTA735 | 520 | 98 |
| 800 | Ducati | 800 SS | 07 | JTF736 | 15 | | JTR735 | 39 | JTA735 | 520 | 98 |
| 820 | Ducati | 820 Hypermotard | 13-14 | JTF741 | 15 | JTA750B | JTR752 | 45 | JTA752 | 525 | 108 |
| 820 | Ducati | 820 Hypermotard SP | 13-14 | JTF741 | 15 | JTA750B | JTR752 | 45 | JTA752 | 525 | 108 |
| 820 | Ducati | 820 Hyperstrada | 13-14 | JTF741 | 15 | JTA750B | JTR752 | 45 | JTA752 | 525 | 108 |
| 821 | Ducati | 821 Hypermotard | 14-16 | JTF741 | 15 | JTA750B | JTR752 | 45 | JTA752 | 525 | 108 |
| 821 | Ducati | 821 Hypermotard SP | 14-16 | JTF741 | 15 | JTA750B | JTR752 | 45 | JTA752 | 525 | 108 |
| 821 | Ducati | 821 Hyperstrada | 14-16 | JTF741 | 15 | JTA750B | JTR752 | 45 | JTA752 | 525 | 108 |
| 821 | Ducati | 821 Monster | 14-18 | | 15 | | JTR746 | 46 | | 520 | 108 |
| 821 | Ducati | 821 Monster Dark | 14-18 | | 15 | | JTR746 | 46 | | 520 | 108 |




| CC | Make | Model | Year | Front Sprocket | T | Rear Sprocket Adapter | Rear Sprocket | T | Aluminium Rear Sprocket | Chain Pitch | Chain Length |
|-----|--------|---|-------|----------------|----|-----------------------|---------------|----|-------------------------|-------------|--------------|
| 821 | Ducati | 821 Monster Stripe | 14-18 | | 15 | | JTR746 | 46 | | 520 | 108 |
| 848 | Ducati | 848 | 08-10 | JTF741 | 15 | JTA750B | JTR752 | 39 | JTA752 | 525 | 98 |
| 848 | Ducati | 848 Evo | 11-13 | JTF741 | 15 | JTA750B | JTR752 | 39 | JTA752 | 525 | 98 |
| 848 | Ducati | 848 Evo Corse Special Edition | 12-13 | JTF741 | 15 | JTA750B | JTR752 | 39 | JTA752 | 525 | 98 |
| 848 | Ducati | 848 Evo <<< 520 Chain Conversion | 08-15 | JTF742 | 15 | JTA750B | JTR751 | 39 | JTA751 | 520 | 98 |
| 848 | Ducati | 848 Streetfighter | 12-15 | JTF741 | 15 | JTA750B | JTR752 | 42 | JTA752 | 525 | 104 |
| 848 | Ducati | 848 Streetfighter <<< 520 Chain Conversion | 08-15 | JTF742 | 15 | JTA750B | JTR751 | 42 | JTA751 | 520 | 104 |
| 851 | Ducati | 851 Kit / Superbike | 88 | JTF736 | 15 | | JTR491 | 38 | | 520 | 98 |
| 851 | Ducati | 851 Strada | 89-92 | JTF736 | 15 | | JTR735 | 39 | JTA735 | 520 | 98 |
| 851 | Ducati | 851 SP | 88-89 | JTF736 | 15 | | JTR491 | 38 | | 520 | 98 |
| 851 | Ducati | 851 SP | 90 | JTF736 | 15 | | JTR735 | 39 | JTA735 | 520 | 98 |
| 851 | Ducati | 851 SP | 91 | JTF736 | 15 | | JTR735 | 37 | JTA735 | 520 | 98 |
| 851 | Ducati | 851 Strada Biposto | 90-92 | JTF736 | 15 | | JTR735 | 39 | JTA735 | 520 | 98 |
| 888 | Ducati | 888 Strada | 93-94 | JTF736 | 15 | | JTR735 | 36 | JTA735 | 520 | 98 |
| 899 | Ducati | 899 Panigale | 14-15 | JTF748 | 15 | | JTR746 | 44 | | 520 | 106 |
| 900 | Ducati | 900 S2 / MHR | 83-85 | | 15 | | JTR1022 | 41 | | 530 | 106 |
| 900 | Ducati | 900 Super Light | 92-98 | JTF736 | 15 | | JTR735 | 37 | JTA735 | 520 | 96 |
| 900 | Ducati | 900 Super Sport | 80-83 | | 16 | | JTR1022 | 38 | | 530 | 104 |
| 900 | Ducati | 900 Super Sport | 89-92 | JTF736 | 15 | | JTR735 | 39 | JTA735 | 520 | 96 |
| 900 | Ducati | 900 SS | 98-02 | JTF736 | 15 | | JTR735 | 40 | JTA735 | 520 | 98 |
| 900 | Ducati | 900 Monster | 94-98 | JTF736 | 15 | | JTR735 | 39 | JTA735 | 520 | 98 |
| 900 | Ducati | 900 Monster | 99 | JTF736 | 15 | | JTR735 | 38 | JTA735 | 520 | 98 |
| 900 | Ducati | 900 Monster i.e. | 00-01 | JTF736 | 15 | | JTR735 | 39 | JTA735 | 520 | 98 |
| 900 | Ducati | 900 Monster i.e. | 02 | JTF736 | 15 | | JTR735 | 38 | JTA735 | 520 | 100 |
| 900 | Ducati | 900 MH900 e | 02 | JTF736 | 15 | | JTR735 | 38 | JTA735 | 520 | 98 |
| 906 | Ducati | 906 Paso Sports | 89 | JTF736 | 15 | | JTR491 | 40 | | 520 | 108 |
| 906 | Ducati | 906 Paso Sports | 90-93 | JTF736 | 15 | | JTR491 | 38 | | 520 | 106 |
| 907 | Ducati | 907 Paso Sports | 90-93 | JTF737 | 15 | | JTR735 | 40 | JTA735 | 520 | 108 |
| 907 | Ducati | 907 I.E. | 91-92 | | 15 | | JTR735 | 40 | JTA735 | 520 | 108 |
| 916 | Ducati | 916 Monster S4 | 01-03 | JTF740 | 15 | | JTR745 | 37 | | 525 | 100 |
| 916 | Ducati | 916 Monster S4R | 04-06 | JTF740 | 15 | JTA750B | JTR752 | 42 | JTA752 | 525 | 104 |
| 916 | Ducati | 916 Strada Biposto | 94-00 | JTF740 | 15 | JTA750B | JTR752 | 36 | JTA752 | 525 | 94 |
| 916 | Ducati | 916 SPS Sport Production | 94-00 | JTF740 | 15 | JTA750B | JTR752 | 36 | JTA752 | 525 | 94 |
| 916 | Ducati | 916 Strada Biposto / SPS <<< 520 Chain Conversion | 94-00 | JTF736 | 15 | JTA750B | JTR751 | 36 | JTA751 | 520 | 94 |
| 916 | Ducati | 916 Sport Touring ST4 | 99-03 | JTF740 | 15 | | JTR745 | 43 | | 525 | 102 |
| 939 | Ducati | 939 Hypermotard | 16-17 | JTF741 | 15 | JTA750B | JTR752 | 43 | JTA752 | 525 | 106 |
| 939 | Ducati | 939 Hypermotard | 18 | JTF741 | 15 | JTA750B | JTR752 | 43 | JTA752 | 525 | 106 |
| 939 | Ducati | 939 Hypermotard SP | 16-17 | JTF741 | 15 | JTA750B | JTR752 | 43 | JTA752 | 525 | 106 |
| 939 | Ducati | 939 Hypermotard SP | 18 | JTF741 | 15 | JTA750B | JTR752 | 43 | JTA752 | 525 | 106 |
| 939 | Ducati | 939 Hyperstrada | 16-18 | JTF741 | 15 | JTA750B | JTR752 | 43 | JTA752 | 525 | 106 |
| 939 | Ducati | 939 Super Sport | 17-18 | | 15 | | | 43 | | 520 | 106 |
| 939 | Ducati | 939 Super Sport S | 17-18 | | 15 | | | 43 | | 520 | 106 |
| 944 | Ducati | 944 Sport Turismo ST2 | 97-03 | JTF740 | 15 | | JTR745 | 42 | | 525 | 102 |
| 950 | Ducati | 950 Multistrada | 17-18 | JTF740 | 15 | | JTR765 | 43 | | 525 | 114 |
| 959 | Ducati | 959 Panigale | 16-17 | JTF748 | 15 | | JTR746 | 43 | | 520 | 106 |
| 959 | Ducati | 959 Panigale | 18 | JTF748 | 15 | | JTR746 | 43 | | 520 | 106 |
| 959 | Ducati | 959 Panigale Corse | 18 | JTF748 | 15 | | JTR746 | 43 | | 520 | 106 |
| 992 | Ducati | 992 Sport Touring ST3 | 04-07 | JTF741 | 15 | | JTR745 | 42 | | 525 | 102 |
| 992 | Ducati | 992 Sport Touring ST3 (ABS) | 07 | JTF741 | 15 | | JTR745 | 42 | | 525 | 102 |

Reusable Rear Sprocket Adapter

Part numbers: JTA750B, JTA760B, JTA770B

Refer to specific motorcycle model for correct adapter and sprocket




| CC | Make | Model | Year | Front Sprocket | T | Rear Sprocket Adapter | Rear Sprocket | T | Aluminium Rear Sprocket | Chain Pitch | Chain Length |
|------|--------|---------------------------------------|-------|----------------|----|-----------------------|---------------|----|-------------------------|-------------|--------------|
| 996 | Ducati | 996 Biposto | 99-01 | JTF740 | 15 | JTA750B | JTR752 | 36 | JTA752 | 525 | |
| 996 | Ducati | 996 Monster S4R | 04-06 | JTF740 | 15 | JTA750B | JTR752 | 42 | JTA752 | 525 | 104 |
| 996 | Ducati | 996 SPS | 99-01 | JTF740 | 15 | JTA750B | JTR752 | 38 | JTA752 | 525 | 102 |
| 996 | Ducati | 996 Sport Touring ST4S | 02-05 | JTF740 | 15 | | JTR745 | 38 | | 525 | 102 |
| 996 | Ducati | 996 Sport Touring ST4S ABS | 03-05 | JTF740 | 15 | | JTR745 | 38 | | 525 | 102 |
| 998 | Ducati | 998 | 02-03 | JTF741 | 15 | JTA750B | JTR752 | 36 | JTA752 | 525 | 94 |
| 998 | Ducati | 998 S | 02 | JTF741 | 15 | JTA750B | JTR752 | 36 | JTA752 | 525 | 94 |
| 998 | Ducati | 998 Monster S4R Testastretta | 07 | JTF741 | 15 | | | 43 | | 525 | 104 |
| 998 | Ducati | 998 Monster S4R Testastretta S | 07 | JTF741 | 15 | | | 43 | | 525 | 104 |
| 999 | Ducati | 999 | 03-06 | JTF741 | 15 | | JTR744 | 36 | | 525 | 96 |
| 999 | Ducati | 999 R | 06 | JTF741 | 15 | | JTR744 | 36 | | 525 | 96 |
| 999 | Ducati | 999 S | 03-06 | JTF741 | 15 | | JTR744 | 36 | | 525 | 96 |
| 999 | Ducati | 999 S AMA | 07 | JTF741 | 15 | | JTR744 | 36 | | 525 | 96 |
| 1000 | Ducati | 1000 Multistrada DS | 04-06 | JTF741 | 15 | JTA750B | JTR752 | 42 | JTA752 | 525 | 102 |
| 1000 | Ducati | 1000 S Multistrada DS | 05-06 | JTF741 | 15 | JTA750B | JTR752 | 42 | JTA752 | 525 | 102 |
| 1000 | Ducati | 1000 Monster i.e. | 03-05 | JTF741 | 15 | | JTR745 | 39 | | 525 | 100 |
| 1000 | Ducati | 1000 S Monster i.e. | 04-05 | JTF741 | 15 | | JTR745 | 39 | | 525 | 100 |
| 1000 | Ducati | 1000 Monster S2R | 05 | JTF741 | 15 | JTA750B | JTR752 | 42 | JTA752 | 525 | 104 |
| 1000 | Ducati | 1000 Monster S2R | 06-08 | JTF741 | 15 | JTA750B | JTR752 | 41 | JTA752 | 525 | 104 |
| 1000 | Ducati | 1000 Sport | 06 | JTF741 | 15 | | JTR745 | 38 | | 525 | 100 |
| 1000 | Ducati | 1000 Sport S | 07-09 | JTF741 | 15 | | JTR745 | 39 | | 525 | 100 |
| 1000 | Ducati | 1000 Sport Biposto | 07-08 | JTF741 | 15 | | JTR745 | 39 | | 525 | 100 |
| 1000 | Ducati | 1000 Sport Monoposto (Japan Only) | 07 | JTF741 | 15 | | JTR745 | 38 | | 525 | 100 |
| 1000 | Ducati | 1000 Paul Smart Limited Edition | 06 | JTF741 | 15 | | JTR745 | 38 | | 525 | 100 |
| 1000 | Ducati | 1000 SS / SS DS | 03-06 | JTF741 | 15 | | JTR745 | 38 | | 525 | 96 |
| 1000 | Ducati | 1000 Sportclassic GT | 07-10 | JTF741 | 15 | | JTR745 | 39 | | 525 | 100 |
| 1000 | Ducati | 1000 Sportclassic GT Touring | 09 | JTF741 | 15 | | JTR745 | 39 | | 525 | 100 |
| 1098 | Ducati | 1098 | 07-08 | JTF741 | 15 | JTA760B | JTR761 | 38 | JTA761 | 525 | 98 |
| 1098 | Ducati | 1098 R | 08-09 | JTF741 | 15 | JTA760B | JTR761 | 38 | JTA761 | 525 | 98 |
| 1098 | Ducati | 1098 S | 07-08 | JTF741 | 15 | JTA760B | JTR761 | 38 | JTA761 | 525 | 98 |
| 1098 | Ducati | 1098 R / S <<< 520 Chain Conversion | 07-09 | JTF742 | 15 | JTA760B | JTA762 | 38 | JTA762 | 520 | 98 |
| 1098 | Ducati | 1099 Steetfighter | 09-11 | JTF741 | 15 | JTA760B | JTR761 | 38 | JTA761 | 525 | 102 |
| 1098 | Ducati | 1099 Steetfighter S | 09-13 | JTF741 | 15 | JTA760B | JTR761 | 38 | JTA761 | 525 | 102 |
| 1100 | Ducati | 1100 Monster | 09-10 | JTF741 | 15 | JTA750B | JTR752 | 39 | JTA752 | 525 | 104 |
| 1100 | Ducati | 1100 Monster Evo | 11-12 | JTF741 | 15 | JTA750B | JTR752 | 39 | JTA752 | 525 | 104 |
| 1100 | Ducati | 1100 Monster Evo | 13 | JTF741 | 15 | JTA750B | JTR752 | 39 | JTA752 | 525 | 104 |
| 1100 | Ducati | 1100 Monster Diesel | 13 | JTF741 | 15 | JTA750B | JTR752 | 39 | JTA752 | 525 | 104 |
| 1100 | Ducati | 1100 S Monster | 09-10 | JTF741 | 15 | JTA750B | JTR752 | 39 | JTA752 | 525 | 104 |
| 1100 | Ducati | 1100 Multistrada | 07-09 | JTF741 | 15 | JTA750B | JTR752 | 42 | JTA752 | 525 | 106 |
| 1100 | Ducati | 1100 S Multistrada | 07-09 | JTF741 | 15 | JTA750B | JTR752 | 42 | JTA752 | 525 | 106 |
| 1100 | Ducati | 1100 Hypermotard | 08-09 | JTF741 | 15 | JTA750B | JTR752 | 42 | JTA752 | 525 | 104 |
| 1100 | Ducati | 1100 S Hypermotard | 08-09 | JTF741 | 15 | JTA750B | JTR752 | 42 | JTA752 | 525 | 104 |
| 1100 | Ducati | 1100 Hypermotard Evo / SP Evo | 10-12 | JTF741 | 15 | JTA750B | JTR752 | 41 | JTA752 | 525 | 104 |
| 1100 | Ducati | 1100 Hypermotard Evo SP Corse Edition | 12 | JTF741 | 15 | JTA750B | JTR752 | 41 | JTA752 | 525 | 104 |
| 1100 | Ducati | 1100 Scrambler | 18 | | | | | | | | |
| 1100 | Ducati | 1100 Scrambler Special | 18 | | | | | | | | |
| 1100 | Ducati | 1100 Scrambler Sport | 18 | | | | | | | | |
| 1103 | Ducati | 1103 Panigale V4 | 18 | JTF749 | 16 | JTA760B | JTR761 | 41 | JTA761 | 525 | 114 |
| 1103 | Ducati | 1103 Panigale V4S | 18 | JTF749 | 16 | JTA760B | JTR761 | 41 | JTA761 | 525 | 114 |
| 1103 | Ducati | 1103 Panigale V4 Speciale | 18 | JTF749 | 16 | JTA760B | JTR761 | 41 | JTA761 | 525 | 114 |
| 1198 | Ducati | 1198 | 09-11 | JTF741 | 15 | JTA760B | JTR761 | 38 | JTA761 | 525 | 98 |
| 1198 | Ducati | 1198 R Corse SE | 10-11 | JTF741 | 15 | JTA760B | JTR761 | 38 | JTA761 | 525 | 98 |
| 1198 | Ducati | 1198 S | 09-10 | JTF741 | 15 | JTA760B | JTR761 | 38 | JTA761 | 525 | 98 |
| 1198 | Ducati | 1198 S Corse SE | 10 | JTF741 | 15 | JTA760B | JTR761 | 38 | JTA761 | 525 | 98 |
| 1198 | Ducati | 1198 SP | 11 | JTF741 | 15 | JTA760B | JTR761 | 38 | JTA761 | 525 | 98 |

| CC | Make | Model | Year | Front Sprocket | T | Rear Sprocket Adapter | Rear Sprocket | T | Aluminium Rear Sprocket | Chain Pitch | Chain Length |
|------|--------|--|-------|----------------|----|-----------------------|---------------|----|-------------------------|-------------|--------------|
| 1198 | Ducati | 1198 R / S / SP <<< 520 Chain Conversion | 09-11 | JTF742 | 15 | JTA760B | JTA762 | 38 | JTA762 | 520 | 98 |
| 1198 | Ducati | 1198 Diavel | 11-18 | JTF741 | 15 | JTA760B | JTR761 | 43 | JTA761 | 525 | 118 |
| 1198 | Ducati | 1198 Diavel AMG | 12 | JTF741 | 15 | JTA760B | JTR761 | 43 | JTA761 | 525 | 118 |
| 1198 | Ducati | 1198 Diavel Carbon | 11-18 | JTF741 | 15 | JTA760B | JTR761 | 43 | JTA761 | 525 | 118 |
| 1198 | Ducati | 1198 Diavel Cromo | 12-14 | JTF741 | 15 | JTA760B | JTR761 | 43 | JTA761 | 525 | 118 |
| 1198 | Ducati | 1198 Diavel Dark | 13-15 | JTF741 | 15 | JTA760B | JTR761 | 43 | JTA761 | 525 | 118 |
| 1198 | Ducati | 1198 Diavel Strada | 13-15 | JTF741 | 15 | JTA760B | JTR761 | 43 | JTA761 | 525 | 118 |
| 1198 | Ducati | 1198 Diavel Titanium | 16 | JTF741 | 15 | JTA760B | JTR761 | 43 | JTA761 | 525 | 118 |
| 1199 | Ducati | 1199 Panigale | 12-15 | JTF749 | 15 | JTA770B | JTR761 | 39 | JTA761 | 525 | 104 |
| 1199 | Ducati | 1199 Panigale S | 12-15 | JTF749 | 15 | JTA770B | JTR761 | 39 | JTA761 | 525 | 104 |
| 1199 | Ducati | 1199 Panigale S Tricolore | 12-13 | JTF749 | 15 | JTA770B | JTR761 | 39 | JTA761 | 525 | 104 |
| 1199 | Ducati | 1199 Panigale / S <<< 520 Chain Conversion | 12-15 | JTF748 | 15 | JTA770B | JTA762 | 39 | JTA762 | 520 | 104 |
| 1199 | Ducati | 1199 Panigale R | 13-17 | JTF749 | 15 | JTA770B | JTR761 | 41 | JTA761 | 525 | 106 |
| 1199 | Ducati | 1199 Panigale R <<< 520 Chain Conversion | 13-17 | JTF748 | 15 | JTA770B | JTA762 | 41 | JTA762 | 520 | 106 |
| 1199 | Ducati | 1199 Superleggeria | 15 | JTF749 | 15 | JTA770B | JTR761 | 41 | JTA761 | 525 | 106 |
| 1200 | Ducati | 1200 Multistrada | 10-17 | JTF743 | 15 | JTA760B | JTR763 | 40 | | 530 | 108 |
| 1200 | Ducati | 1200 Multistrada DVT | 16 | JTF743 | 15 | JTA760B | JTR763 | 40 | | 530 | 108 |
| 1200 | Ducati | 1200 Multistrada DVT Sport Pack | 16 | JTF743 | 15 | JTA760B | JTR763 | 40 | | 530 | 108 |
| 1200 | Ducati | 1200 Multistrada DVT Urban Pack | 16 | JTF743 | 15 | JTA760B | JTR763 | 40 | | 530 | 108 |
| 1200 | Ducati | 1200 Multistrada Enduro | 16-17 | JTF743 | 15 | | JTR766 | 43 | | 530 | 116 |
| 1200 | Ducati | 1200 Multistrada Enduro | 18 | JTF743 | 15 | | JTR766 | 43 | | 530 | 116 |
| 1200 | Ducati | 1200 Multistrada Enduro Pro | 17-18 | JTF743 | 15 | | JTR766 | 43 | | 530 | 116 |
| 1200 | Ducati | 1200 S Multistrada | 10-17 | JTF743 | 15 | JTA760B | JTR763 | 40 | | 530 | 108 |
| 1200 | Ducati | 1200 S Multistrada D-Air | 17 | JTF743 | 15 | JTA760B | JTR763 | 40 | | 530 | 108 |
| 1200 | Ducati | 1200 S Multistrada DVT | 16 | JTF743 | 15 | JTA760B | JTR763 | 40 | | 530 | 108 |
| 1200 | Ducati | 1200 S Multistrada DVT Urban Pack | 16 | JTF743 | 15 | JTA760B | JTR763 | 40 | | 530 | 108 |
| 1200 | Ducati | 1200 S Multistrada GT | 10-16 | JTF743 | 15 | JTA760B | JTR763 | 40 | | 530 | 108 |
| 1200 | Ducati | 1200 S Multistrada Pikes Peak | 12-17 | JTF743 | 15 | JTA760B | JTR763 | 40 | | 530 | 108 |
| 1200 | Ducati | 1200 S Multistrada Touring | 10-17 | JTF743 | 15 | JTA760B | JTR763 | 40 | | 530 | 108 |
| 1200 | Ducati | 1200 S Multistrada Touring D-Air | 15-17 | JTF743 | 15 | JTA760B | JTR763 | 40 | | 530 | 108 |
| 1200 | Ducati | 1200 S Multistrada Touring D-Air DVT | 16 | JTF743 | 15 | JTA760B | JTR763 | 40 | | 530 | 108 |
| 1200 | Ducati | 1200 Monster | 14-18 | JTF741 | 15 | JTA770B | JTR761 | 41 | JTA761 | 525 | 108 |
| 1200 | Ducati | 1200 R Monster | 16-18 | JTF741 | 15 | JTA770B | JTR761 | 41 | JTA761 | 525 | 108 |
| 1200 | Ducati | 1200 S Monster | 14-18 | JTF741 | 15 | JTA770B | JTR761 | 41 | JTA761 | 525 | 108 |
| 1200 | Ducati | 1200 S Monster Stripe | 16 | JTF741 | 15 | JTA770B | JTR761 | 41 | JTA761 | 525 | 108 |
| 1260 | Ducati | 1260 Multistrada | 18 | | 15 | JTA770B | JTR763 | 40 | | 530 | 114 |
| 1260 | Ducati | 1260 Multistrada S | 18 | | 15 | JTA770B | JTR763 | 40 | | 530 | 114 |
| 1260 | Ducati | 1260 Multistrada S D-Air | 18 | | 15 | JTA770B | JTR763 | 40 | | 530 | 114 |
| 1260 | Ducati | 1260 Multistrada Pikes Peak | 18 | | 15 | JTA770B | JTR763 | 40 | | 530 | 114 |
| 1299 | Ducati | 1299 Panigale | 15-17 | JTF749 | 15 | JTA770B | JTR761 | 39 | JTA761 | 525 | 104 |
| 1299 | Ducati | 1299 Panigale S | 15-17 | JTF749 | 15 | JTA770B | JTR761 | 39 | JTA761 | 525 | 104 |
| 1299 | Ducati | 1299 Panigale R Final Edition | 18 | JTF749 | 15 | JTA770B | JTR761 | 39 | JTA761 | 525 | 104 |
| 1299 | Ducati | 1299 Panigale Superleggera | 17 | | | | | | | | |

Reusable Rear Sprocket Adapter

Part numbers: JTA750B, JTA760B, JTA770B

Refer to specific motorcycle model for correct adapter and sprocket



Adapter (reusable)

Sprocket

| CC | Make | Model | Year | Front Sprocket | T | Rear Sprocket | T | Chain Pitch | Chain Length |
|-----------------------------------|---------|---------------------|-------|----------------|----|---------------|----|-------------|--------------|
| Fantic Road Bikes | | | | | | | | | |
| 50 | Fantic | 50 Caballero Casa | 06-08 | JTF1120 | 11 | | 58 | 420 | 136 |
| 50 | Fantic | 50 Caballero SM | 06-08 | JTF1120 | 11 | | 58 | 420 | 136 |
| Generic Road Bikes | | | | | | | | | |
| 50 | Generic | 50 Trigger SM | 07-09 | JTF1120 | 11 | | 53 | 420 | 128 |
| 50 | Generic | 50 Trigger X | 09 | JTF1120 | 11 | | 55 | 420 | 136 |
| Gilera Road Bikes | | | | | | | | | |
| 50 | Gilera | 50 GP | 02-03 | JTF1129 | 12 | | 52 | 420 | 132 |
| 50 | Gilera | 50 RCR | 03-05 | JTF1129 | 13 | JTR1131 | 53 | 420 | 130 |
| 50 | Gilera | 50 RCR | 06-11 | JTF1128 | 11 | JTR1131 | 53 | 420 | 130 |
| 50 | Gilera | 50 RCR | 12-16 | JTF1128 | 11 | JTR1132 | 53 | 420 | 130 |
| 50 | Gilera | 50 SMT | 03-05 | JTF1129 | 14 | JTR1131 | 53 | 420 | 130 |
| 50 | Gilera | 50 SMT | 06-10 | JTF1128 | 11 | JTR1131 | 53 | 420 | 130 |
| 50 | Gilera | 50 SMT | 11-16 | JTF1128 | 11 | JTR1133 | 53 | 420 | 130 |
| 50 | Gilera | 50 Zulu | 01-02 | JTF1129 | 12 | | 46 | 420 | 124 |
| 125 | Gilera | 125 Apache | 91-92 | | 14 | JTR606 | 43 | 520 | 114 |
| 125 | Gilera | 125 Cougar | 01 | JTF264 | 16 | JTR485 | 46 | 428 | |
| 125 | Gilera | 125 Crono | 91-92 | | 14 | JTR604 | 40 | 520 | 106 |
| 125 | Gilera | 125 KK/KZ | 86-89 | | 16 | JTR485 | 46 | 428 | 126 |
| 125 | Gilera | 125 MX 1 | 88-89 | | 13 | JTR604 | 38 | 520 | 104 |
| 125 | Gilera | 125 MX/R | 89-91 | | 13 | JTR604 | 38 | 520 | 104 |
| 125 | Gilera | 125 R1/R1/S | 88-89 | | 13 | JTR5 | 44 | 520 | 110 |
| 125 | Gilera | 125 RC Rally | 87-88 | | 13 | JTR602 | 44 | 520 | 114 |
| 125 | Gilera | 125 RC Top Rally | 89-92 | | 14 | JTR606 | 43 | 520 | 114 |
| 125 | Gilera | 125 RRT Nebraska | 87 | | 16 | JTR600 | 52 | 428 | 126 |
| 125 | Gilera | 125 RTX | 85-88 | | 16 | JTR600 | 52 | 428 | 128 |
| 125 | Gilera | 125 SC | 06-08 | JTF558 | 16 | | 50 | 428 | |
| 125 | Gilera | 125 SP/01 | 88-92 | | 14 | JTR604 | 38 | 520 | 106 |
| 125 | Gilera | 125 SP/02 | 90-92 | | 14 | JTR604 | 38 | 520 | 106 |
| 125 | Gilera | 125 XR/1 | 88 | | 13 | JTR16 | 44 | 520 | 104 |
| 125 | Gilera | 125 XR/2 | 89-92 | | 13 | JTR604 | 44 | 520 | 104 |
| 125 | Gilera | 125RV Sport | 86-90 | | 16 | | 50 | 428 | 126 |
| 125 | Gilera | 125RX Arizona Trail | 86-88 | | 16 | JTR600 | 52 | 428 | 128 |
| 200 | Gilera | 200 RV | 86-88 | | 13 | JTR13 | 40 | 520 | 104 |
| 200 | Gilera | 200 RX, Arizona | 85-88 | | 13 | JTR602 | 40 | 520 | 104 |
| 350 | Gilera | 350 ER, Dakota | 85-89 | | 14 | JTR610 | 51 | 520 | 108 |
| 500 | Gilera | 500 Saturno | 90-93 | | 14 | JTR5 | 43 | 520 | 106 |
| 600 | Gilera | 600 Northwest | 92-93 | | 14 | JTR611 | 43 | 520 | 108 |
| 600 | Gilera | 600 RC | 89-92 | | 14 | JTR245/2 | 43 | 520 | 106 |
| 600 | Gilera | 600 RC/R | 91-93 | | 14 | JTR245/2 | 52 | 520 | |
| 600 | Gilera | 600 XR/T | 88-89 | | 14 | JTR5 | 43 | 520 | 106 |
| 800 | Gilera | GP800 | 08-09 | | 22 | | 47 | 525 | 102 |
| Harley Davidson Road Bikes | | | | | | | | | |
| 883 | H.D. | XLH883 Sportster | 84-85 | JTF884 | 21 | JTR7082 | 48 | 530 | 110 |
| 883 | H.D. | XLH883 Sportster | 86-90 | JTF884 | 21 | JTR7086 | 48 | 530 | 110 |
| 883 | H.D. | XLH883 Sportster | 91-92 | JTF989 | 21 | JTR7086 | 48 | 530 | 110 |
| 1200 | H.D. | XLH1200 Sportster | 84-85 | JTF884 | 21 | JTR7082 | 48 | 530 | 110 |
| 1200 | H.D. | XLH1200 Sportster | 86-90 | JTF884 | 21 | JTR7086 | 48 | 530 | 110 |
| 1200 | H.D. | XLH1200 Sportster | 91-92 | JTF989 | 21 | JTR7086 | 48 | 530 | 110 |
| HMZ Road Bikes | | | | | | | | | |
| 125 | HMZ | GS125 | | JTF410 | 14 | JTR810 | 43 | 428 | 116 |
| 125 | HMZ | HMZ125 Cruise I | 96- | JTF426 | 14 | JTR810 | 48 | 428 | 126 |
| 125 | HMZ | HMZ125 Cruise II | | JTF410 | 14 | JTR810 | 47 | 428 | 126 |
| 125 | HMZ | XR125 | | JTF410 | 14 | JTR810 | 47 | 428 | 132 |
| 125 | HMZ | 125 V2 Chopper | | JTF410 | 13 | JTR810 | 48 | 428 | 138 |

| CC | Make | Model | Year | Front Sprocket | T | Rear Sprocket | T | Chain Pitch | Chain Length | | |
|-------------------------|-------|---------------------|---------|----------------|--------|---------------|--------|-------------|--------------|-----|-----|
| Honda Road Bikes | | | | | | | | | | | |
| 50 | Honda | C50 | 70-75 | JTF253 | 13 | JTR256 | 38 | 420 | 98 | | |
| 50 | Honda | C50 | 75-80 | JTF253 | 13 | JTR257 | 41 | 420 | 98 | | |
| 50 | Honda | C50 Z2,ZZ,L | 80-82 | JTF253 | 13 | JTR257 | 40 | 420 | 98 | | |
| 50 | Honda | C50 C Cub | 82-84 | JTF252 | 12 | JTR257 | 40 | 420 | 98 | | |
| 50 | Honda | C50 Cub | Japan | JTF247 | 13 | JTR1203 | 42 | 420 | 100 | | |
| 50 | Honda | C50 E Super Cub | 84-85 | JTF252 | 13 | JTR257 | 41 | 420 | 98 | | |
| 50 | Honda | C50 LAC, LAE | 82-87 | JTF253 | 15 | JTR257 | 40 | 420 | 98 | | |
| 50 | Honda | C50 E, LAG | 88 | JTF253 | 13 | JTR257 | 41 | 420 | 98 | | |
| 50 | Honda | C50 GLX | Greece | 91-98 | JTF252 | 12 | JTR211 | 42 | 420 | 100 | |
| 50 | Honda | CB50 J | 75-82 | JTF252 | 12 | JTR256 | 42 | 420 | 104 | | |
| 50 | Honda | CF50 Chaly | 79-96 | JTF253 | 14 | JTR256 | 38 | 420 | 88 | | |
| 50 | Honda | CY50 | Germany | 77-84 | JTF253 | 13 | JTR256 | 43 | 420 | 96 | |
| 50 | Honda | CB50 J | Germany | 77-84 | JTF252 | 12 | JTR256 | 42 | 420 | 102 | |
| 50 | Honda | CB50 V Dream | AC15 | Japan | JTF252 | 12 | | 43 | 420 | 112 | |
| 50 | Honda | MB5 | USA | 82 | JTF253 | 13 | JTR239 | 43 | 420 | 106 | |
| 50 | Honda | MB50 SA | 80-82 | JTF252 | 12 | JTR239 | 45 | 420 | 108 | | |
| 50 | Honda | MB50 SA | Germany | 79-83 | JTF252 | 12 | JTR239 | 45 | 420 | 106 | |
| 50 | Honda | MBX50 SD,SF | 84-86 | JTF252 | 12 | JTR239 | 45 | 420 | 118 | | |
| 50 | Honda | MBX50 SDF (40 kmh) | Germany | 85 | JTF253 | 13 | JTR239 | 43 | 420 | 118 | |
| 50 | Honda | MBX50 SDH (50 kmh) | Germany | 87 | JTF253 | 13 | JTR239 | 45 | 420 | 118 | |
| 50 | Honda | MT50 S | 80-81 | JTF253 | 13 | JTR239 | 45 | 420 | 108 | | |
| 50 | Honda | MT50 | Norway | JTF252 | 12 | JTR239 | 47 | 420 | 108 | | |
| 50 | Honda | MTX50 S-C,E | 83-85 | JTF252 | 12 | JTR239 | 47 | 420 | 122 | | |
| 50 | Honda | MTX50 | AD05 | Germany | 82-84 | JTF253 | 14 | JTR239 | 47 | 420 | 122 |
| 50 | Honda | MTX50 | France | 85-90 | JTF251 | 14 | JTR239 | 36 | 420 | 122 | |
| 50 | Honda | MTX50 | Norway | JTF252 | 12 | JTR239 | 50 | 420 | 126 | | |
| 50 | Honda | NS50 F | USA | 90 | JTF253 | 14 | JTR239 | 43 | 420 | 118 | |
| 50 | Honda | NSR50 S-K | 89- | JTF253 | 15 | JTR216 | 45 | 420 | 116 | | |
| 50 | Honda | NSR50 | France | 89-93 | JTF251 | 15 | JTR216 | 36 | 420 | 122 | |
| 50 | Honda | NSR50 S-K | Germany | 89- | JTF253 | 13 | JTR216 | 47 | 420 | 126 | |
| 50 | Honda | NSR50 H,J | AC10 | Japan | JTF253 | 14 | JTR216 | 40 | 420 | 106 | |
| 50 | Honda | NSR50 K,L,N,P,R,S | AC10 | Japan | JTF253 | 14 | JTR216 | 42 | 420 | 108 | |
| 50 | Honda | SS50 Z-K1 | 78 | JTF253 | 13 | JTR256 | 41 | 420 | 98 | | |
| 50 | Honda | SS50 Z-B1 | 79-80 | JTF253 | 13 | JTR256 | 42 | 420 | 98 | | |
| 50 | Honda | ST50 | 78 | JTF253 | 14 | JTR256 | 41 | 420 | 96 | | |
| 50 | Honda | ST50 J,K Dax | 88-89 | JTF249 | 14 | JTR256 | 41 | 420 | 88 | | |
| 50 | Honda | ST50 L Dax | 90 | JTF249 | 15 | JTR256 | 38 | 420 | 88 | | |
| 50 | Honda | ST50 G Dax | Germany | 74-80 | JTF253 | 15 | JTR256 | 38 | 420 | 90 | |



| CC | Make | Model | Year | Front Sprocket | T | Rear Sprocket | T | Chain Pitch | Chain Length | | |
|-----|-------|----------------|-----------|----------------|--------|---------------|----------|-------------|--------------|-----|-----|
| 50 | Honda | ST50 J,K,L Dax | Germany | 87-90 | JTF249 | 14 | JTR256 | 40 | 420 | 88 | |
| 50 | Honda | XL50 | | 77-85 | JTF253 | 14 | JTR256 | 43 | 420 | | |
| 50 | Honda | Z50 A Monkey | | | JTF252 | 13 | JTR255 | 35 | 420 | 78 | |
| 50 | Honda | Z50 | Australia | 82-94 | JTF253 | 13 | JTR255 | 37 | 420 | 76 | |
| 50 | Honda | ZB50 | USA | 88 | JTF252 | 15 | JTR256 | 37 | 420 | 100 | |
| 50 | Honda | ZB50 | France | | JTF253 | 15 | JTR256 | 38 | 420 | 102 | |
| 50 | Honda | ZB50 B Monkey | Germany | 92- | JTF253 | 14 | JTR256 | 40 | 420 | 102 | |
| 70 | Honda | C70 | | 75-80 | JTF253 | 14 | JTR257 | 39 | 420 | 98 | |
| 70 | Honda | C70 Z2,ZZ,C | | 80-82 | JTF253 | 14 | JTR257 | 36 | 420 | 96 | |
| 70 | Honda | C70 E Cub | | 83-86 | JTF253 | 14 | JTR257 | 36 | 420 | 98 | |
| 70 | Honda | C70 Passport | USA | 80-81 | JTF253 | 14 | JTR257 | 36 | 420 | 96 | |
| 70 | Honda | C70 Passport | USA | 82-83 | JTF252 | 14 | JTR257 | 36 | 420 | 96 | |
| 70 | Honda | CF70 Chaly | | 82-85 | JTF253 | 14 | JTR256 | 35 | 420 | 88 | |
| 70 | Honda | ST70 K,G | | 78 | JTF253 | 14 | JTR256 | 38 | 420 | 88 | |
| 70 | Honda | ST70 G2 Dax | Germany | 77-80 | JTF253 | 15 | JTR256 | 35 | 420 | 88 | |
| 70 | Honda | ST70 | France | 82-83 | JTF253 | 15 | JTR256 | 33 | 420 | 84 | |
| 70 | Honda | ST70 Dax AM K3 | France | | JTF253 | 15 | JTR256 | 38 | 420 | 98 | |
| 70 | Honda | ST70 Dax | France | 82-98 | JTF253 | 15 | JTR256 | 35 | 420 | 86 | |
| 75 | Honda | MBX75 | Spain | | JTF253 | 15 | JTR214 | 36 | 420 | 116 | |
| 75 | Honda | MBX75 | | 84 | JTF253 | 15 | JTR239 | 36 | 420 | 116 | |
| 75 | Honda | MTX75 | | 87 | JTF253 | 15 | JTR239 | 47 | 420 | 122 | |
| 75 | Honda | NSR75 | | 90 | JTF253 | 15 | JTR216 | 36 | 420 | 116 | |
| 75 | Honda | NSR75 N (NS1) | | 92- | JTF249 | 15 | JTR216 | 37 | 420 | 126 | |
| 75 | Honda | XL75 | USA | 77-79 | JTF252 | 14 | JTR256 | 36 | 420 | 94 | |
| 75 | Honda | XL75 | | 77-80 | JTF253 | 15 | JTR256 | 36 | 420 | 94 | |
| 80 | Honda | CY80 | France | | JTF253 | 15 | JTR256 | 35 | 420 | 92 | |
| 80 | Honda | CY80 | France | | JTF253 | 15 | JTR256 | 33 | 420 | 90 | |
| 80 | Honda | CY80 Z | Germany | 81 | JTF253 | 15 | JTR256 | 42 | 420 | | |
| 80 | Honda | MB80 S-A | | 80 | JTF253 | 15 | JTR239 | 45 | 420 | 106 | |
| 80 | Honda | MB80 | France | | JTF253 | 15 | JTR239 | 42 | 420 | 106 | |
| 80 | Honda | MB80 SA | HC01 | Germany | 80-83 | JTF253 | 15 | JTR239 | 40 | 420 | 106 |
| 80 | Honda | MBX80 FWD,FWF | Germany | 83 | JTF253 | 15 | JTR239 | 38 | 420 | 116 | |
| 80 | Honda | MBX80 FWD,FWF | | 83-86 | JTF253 | 15 | JTR239 | 36 | 420 | 116 | |
| 80 | Honda | MBX80 | France | 83 | JTF253 | 13 | JTR239 | 36 | 420 | 114 | |
| 80 | Honda | MCX80 SD | HC05 | Germany | 82-87 | JTF253 | 15 | JTR239 | 38 | 420 | 112 |
| 80 | Honda | MT80 SA | HC02 | | JTF253 | 15 | JTR239 | 38 | 420 | 104 | |
| 80 | Honda | MT80 | France | | JTF253 | 15 | JTR239 | 40 | 420 | 106 | |
| 80 | Honda | MTX80 | France | | JTF253 | 15 | JTR239 | 45 | 420 | 120 | |
| 80 | Honda | MTX80 RFD,RFF | | 83-86 | JTF253 | 15 | JTR239 | 42 | 420 | 122 | |
| 80 | Honda | MTX80 C | HC06 | Germany | 82 | JTF253 | 15 | JTR239 | 42 | 420 | 120 |
| 80 | Honda | MTX80 RSD | HC08 | Germany | 83 | JTF253 | 15 | JTR239 | 45 | 420 | 124 |
| 80 | Honda | MTX80 RII (R2) | Germany | 87- | JTF274 | 15 | JTR241 | 45 | 428 | 126 | |
| 80 | Honda | NSR80 J | HC06 | Japan | | 15 | JTR216 | 37 | 420 | 104 | |
| 80 | Honda | XL80 S | USA | 80-85 | JTF253 | 15 | JTR256 | 37 | 420 | 96 | |
| 90 | Honda | C90 Z2,ZZ,C | | 75-82 | JTF264 | 14 | JTR262 | 40 | 428 | 100 | |
| 90 | Honda | C90 Cub | | 84-02 | JTF253 | 15 | JTR211 | 39 | 420 | 98 | |
| 90 | Honda | CE90 | | | JTF264 | 14 | JTR262 | 40 | 428 | 100 | |
| 90 | Honda | CT90 KZ - K9 | Australia | 75-79 | | 15 | JTR809/2 | 45 | 428 | 104 | |
| 90 | Honda | CT90 K1-K5 | USA | 68-78 | | 15 | | 45 | 428 | 104 | |
| 90 | Honda | CT90 | USA | 79 | | 15 | | 45 | 428 | | |
| 90 | Honda | EZ 90 Cub | | 90-92 | JTF259 | 14 | | 35 | 428 | 100 | |
| 90 | Honda | EZ 90 Cub | USA | 90-92 | JTF259 | 14 | JTR269 | 35 | 428 | 100 | |
| 90 | Honda | EZ 90 Cub | | 93-96 | JTF264 | 15 | JTR269 | 35 | 428 | 102 | |
| 90 | Honda | ST90 | USA | 73-75 | | 15 | JTR269 | 40 | 428 | 94 | |
| 100 | Honda | C100 Astra | Indonesia | 91-98 | JTF274 | 14 | JTR263 | 36 | 428 | 100 | |
| 100 | Honda | C100 Dream | Thailand | 97-98 | JTF274 | 14 | JTR263 | 36 | 428 | 100 | |
| 100 | Honda | CB100 | | 76-77 | JTF259 | 14 | JTR269 | 37 | 428 | 102 | |
| 100 | Honda | CB100 NA | | 78-86 | JTF259 | 14 | JTR269 | 37 | 428 | 100 | |
| 100 | Honda | CB100 K1/K2 | USA | | JTF259 | 14 | JTR269 | 40 | 428 | 104 | |

| CC | Make | Model | Year | Front Sprocket | T | Rear Sprocket | T | Pitch | Chain Length | |
|-----|-------|------------------------|------------------|----------------|---------|---------------|---------|-------|--------------|-----|
| 100 | Honda | H100 A | 82-83 | JTF274 | 15 | JTR269 | 35 | 428 | 108 | |
| 100 | Honda | H100 SD,S2G,SJ | 84-93 | JTF274 | 15 | JTR269 | 34 | 428 | 108 | |
| 100 | Honda | Supra 100 | Indonesia | JTF273 | 15 | JTR263 | 40 | 428 | 104 | |
| 100 | Honda | SL100 | USA | JTF259 | 14 | JTR269 | 49 | 428 | 110 | |
| 100 | Honda | XL100 K | USA | JTF259 | 14 | JTR269 | 49 | 428 | 110 | |
| 100 | Honda | XL100 | USA | JTF259 | 14 | JTR269 | 49 | 428 | 112 | |
| 100 | Honda | XL100 S | USA | JTF274 | 15 | JTR269 | 45 | 428 | 118 | |
| 100 | Honda | XL100 S | USA | JTF274 | 15 | JTR999 | 42 | 428 | 108 | |
| 100 | Honda | XL100 SA,SZ | 78-80 | JTF274 | 15 | JTR269 | 44 | 428 | 118 | |
| 100 | Honda | XL100 SB,SC,SD,SE Peg | 81-83 | JTF274 | 15 | JTR999 | 42 | 428 | 118 | |
| 110 | Honda | CT110 Z,A,B,C,D | 79-83 | JTF1263 | 15 | JTR999 | 45 | 428 | 104 | |
| 110 | Honda | CT110 B,D,G | 81-86 | | 15 | JTR999 | 45 | 428 | 104 | |
| 110 | Honda | CT110 G,H,K,L,M,N,P | 86-94 | JTF1263 | 15 | JTR263 | 45 | 428 | 104 | |
| 110 | Honda | CT110 Trail 110 | USA | JTF1263 | 15 | JTR999 | 45 | 428 | 104 | |
| 110 | Honda | CT110 Trail 110 | USA | | 15 | JTR999 | 45 | 428 | 104 | |
| 110 | Honda | CT110 | Australia | JTF1263 | 15 | JTR264 | 45 | 428 | 104 | |
| 110 | Honda | 110 Astrea | Greece / SE Asia | JTF274 | 14 | JTR263 | 36 | 428 | 100 | |
| 110 | Honda | 110 Supra | Greece / SE Asia | JTF273 | 15 | JTR263 | 40 | 428 | 104 | |
| 110 | Honda | 110 Wave | Greece / SE Asia | 12- JTF253 | 14 | JTR212 | 37 | 420 | 104 | |
| 110 | Honda | 110i Wave | 12-15 | JTF249 | 15 | JTR212 | 37 | 420 | 104 | |
| 125 | Honda | ANF125 Innova | JC37 | 03-12 | JTF249 | 14 | JTR212 | 35 | 420 | 104 |
| 125 | Honda | CA125 S Rebel | | 95-01 | JTF270 | 13 | JTR273 | 39 | 520 | 112 |
| 125 | Honda | CA125 S Rebel | France | 95-00 | JTF329 | 13 | JTR273 | 39 | 520 | 112 |
| 125 | Honda | CA125 S Rebel (80kmh) | Germany | 95-00 | JTF270 | 13 | JTR273 | 42 | 520 | 112 |
| 125 | Honda | CB125 S | | 75-79 | JTF259 | 15 | JTR269 | 40 | 428 | 102 |
| 125 | Honda | CB125 S | USA | 73-82 | JTF259 | 15 | JTR269 | 35 | 428 | 100 |
| 125 | Honda | CB125 S | USA | 84-85 | JTF259 | 14 | JTR269 | 43 | 428 | 110 |
| 125 | Honda | CB125 TT | USA | 90 | JTF259 | 14 | JTR269 | 43 | 428 | 122 |
| 125 | Honda | CB125 J/N | | 78-79 | JTF259 | 15 | JTR269 | 37 | 428 | 100 |
| 125 | Honda | CB125 T/T2 TA,TB,TZ | | 78-82 | JTF259 | 15 | JTR269 | 39 | 428 | 112 |
| 125 | Honda | CB125 TDC,TDE | Europe | 82-88 | JTF259 | 15 | JTR269 | 40 | 428 | 120 |
| 125 | Honda | CB125 TDC,TDE,TDJ | | 82-88 | JTF259 | 15 | JTR269 | 42 | 428 | 122 |
| 125 | Honda | CB125 RS-D | | 83-86 | JTF259 | 15 | JTR269 | 38 | 428 | 108 |
| 125 | Honda | CB125 F (GLR125) | | 15-17 | JTF1264 | 15 | JTR1221 | 45 | 428 | 122 |
| 125 | Honda | CB125 R-J | | 18 | JTF1264 | 15 | JTR1222 | 47 | 428 | |
| 125 | Honda | CBF125 M9,MA,MB,MC,MD | | 09-14 | JTF1264 | 16 | JTR1219 | 42 | 428 | 118 |
| 125 | Honda | CBR125 R-4,5,6,7,8,9,A | JC34/39 | 04-10 | JTF1264 | 15 | JTR1206 | 42 | 428 | 124 |
| 125 | Honda | CBR125 R-B,C,D,E,F,G,H | | 11-17 | JTF1264 | 15 | JTR1221 | 44 | 428 | 128 |
| 125 | Honda | CBX125 | | 79-82 | JTF259 | 15 | JTR269 | 37 | 428 | 104 |
| 125 | Honda | CBZ125 F | | | JTF1264 | 17 | | 428 | | |
| 125 | Honda | CBZ125 | Eire | 01 | JTF264 | 14 | JTR269 | 44 | 428 | 126 |
| 125 | Honda | CD125 TC Benly | | 82-85 | JTF259 | 15 | JTR269 | 42 | 428 | 116 |
| 125 | Honda | CD125 T | Europe | | JTF259 | 15 | JTR269 | 43 | 428 | 112 |
| 125 | Honda | CD125 TB | Europe | | JTF259 | 15 | JTR269 | 44 | 428 | 116 |
| 125 | Honda | CG125 All Japan | | 77-84 | JTF259 | 15 | JTR269 | 34 | 428 | 100 |
| 125 | Honda | CG125 Brazil | | 85-92 | JTF259 | 14 | JTR269 | 41 | 428 | 110 |
| 125 | Honda | CG125 Brazil | | 93-98 | JTF259 | 14 | JTR269 | 41 | 428 | 114 |
| 125 | Honda | CG125 Brazil | France | 87-97 | JTF259 | 14 | JTR269 | 40 | 428 | 110 |
| 125 | Honda | CG125 E | | 98 | JTF259 | 15 | JTR269 | 36 | 428 | 112 |
| 125 | Honda | CG125 | | 99-00 | JTF259 | 15 | JTR269 | 36 | 428 | 112 |
| 125 | Honda | CG125 W | | 01 | JTF259 | 15 | JTR269 | 36 | 428 | 112 |
| 125 | Honda | CG125 M1 | | 02-05 | JTF259 | 14 | JTR269 | 43 | 428 | 116 |
| 125 | Honda | CG125 Titan | Brazil | 00-03 | JTF259 | 15 | JTR218 | 44 | 428 | 116 |
| 125 | Honda | CG125 | | 06 | JTF259 | 14 | JTR218 | 45 | 428 | 116 |
| 125 | Honda | CL125 | USA | 73-74 | JTF259 | 15 | JTR269 | 42 | 428 | 104 |
| 125 | Honda | CLR125 W,X,Y Cityfly | | 98-03 | JTF1264 | 17 | JTR271 | 50 | 428 | 128 |
| 125 | Honda | CM125 C Custom | | 82-97 | JTF259 | 15 | JTR269 | 43 | 428 | 120 |
| 125 | Honda | CM125 T | France | | JTF259 | 15 | JTR269 | 39 | 428 | 114 |

| CC | Make | Model | Year | Front Sprocket | T | Rear Sprocket | T | Chain | |
|-----|-------|--------------------------------------|------------------|----------------|----|---------------|----|-------|--------|
| | | | | | | | | Pitch | Length |
| 125 | Honda | CRM125 | 90-99 | JTF327 | 14 | JTR604 | 40 | 520 | 106 |
| 125 | Honda | CT125 C | 82 | JTF259 | 15 | JTR269 | 51 | 428 | 120 |
| 125 | Honda | CT125 D,E,F,G,H,K | 83-89 | JTF259 | 14 | JTR269 | 52 | 428 | 118 |
| 125 | Honda | CT125 | USA 77 | JTF259 | 14 | JTR269 | 52 | 428 | 102 |
| 125 | Honda | MBX125 FE | 84-85 | JTF329 | 13 | JTR279 | 39 | 520 | 102 |
| 125 | Honda | MBX125 | France | JTF329 | 13 | JTR279 | 38 | 520 | 102 |
| 125 | Honda | MSX125 (Grom 125) | 13-18 | JTF249 | 15 | JTR212 | 34 | 420 | 106 |
| 125 | Honda | MT125 K1 | USA 74-76 | | 15 | JTR269 | 44 | 428 | 118 |
| 125 | Honda | MTX125 RWD,RWF,RWH,RWL | 83-94 | JTF259 | 15 | JTR241 | 53 | 428 | 130 |
| 125 | Honda | MTX125 R | France 87-89 | JTF329 | 13 | JTR279 | 40 | 520 | 106 |
| 125 | Honda | MTX125 R | Spain 87-88 | JTF329 | 14 | JTR279 | 40 | 520 | 106 |
| 125 | Honda | NS125 FG,FH | 85-88 | JTF329 | 13 | JTR279 | 33 | 520 | 106 |
| 125 | Honda | NS125 RK (NSR125) | 88-89 | JTF329 | 13 | JTR279 | 33 | 520 | 106 |
| 125 | Honda | NSR125 F | France 85-88 | JTF329 | 13 | JTR279 | 35 | 520 | 110 |
| 125 | Honda | NSR125 R F2 | Europe 89-90 | JTF327 | 13 | JTR604 | 38 | 520 | 114 |
| 125 | Honda | NSR125 RK | 89-93 | JTF327 | 13 | JTR604 | 35 | 520 | 108 |
| 125 | Honda | NSR125R-R | 93-98 | JTF327 | 14 | JTR604 | 36 | 520 | 108 |
| 125 | Honda | NSR125 R (80 Kmh Version) | Germany 97-02 | JTF327 | 12 | JTR604 | 36 | 520 | 110 |
| 125 | Honda | NSR125 R | 99-02 | JTF327 | 14 | JTR604 | 38 | 520 | 110 |
| 125 | Honda | NX125 | 89-90 | JTF259 | 16 | JTR269 | 47 | 428 | 128 |
| 125 | Honda | NX125 Transcity | 89-98 | JTF259 | 16 | JTR271 | 50 | 428 | 128 |
| 125 | Honda | NX125 | USA 88 | JTF259 | 15 | JTR1250 | 56 | 428 | 130 |
| 125 | Honda | NX125 | Japan 88 | JTF259 | 15 | JTR1250 | 56 | 428 | 130 |
| 125 | Honda | NX125 | USA 89-90 | JTF259 | 15 | JTR1250 | 48 | 428 | 126 |
| 125 | Honda | NX125 | Japan 89-90 | JTF259 | 15 | JTR1250 | 48 | 428 | 126 |
| 125 | Honda | SL125 K1,S1 | 76-80 | JTF259 | 15 | JTR269 | 47 | 428 | 118 |
| 125 | Honda | SL125 K1/K2 | USA 73-76 | | 15 | JTR269 | 49 | 428 | 110 |
| 125 | Honda | VT125 C,C2 Shadow | 99-07 | JTF327 | 14 | JTR273 | 41 | 520 | 112 |
| 125 | Honda | VT125 C Shadow (80 Kmh Version) | Germany 99-07 | JTF327 | 12 | JTR273 | 41 | 520 | 112 |
| 125 | Honda | XL125 K2,K3 | 78-79 | JTF259 | 15 | JTR269 | 43 | 428 | 118 |
| 125 | Honda | XL125 | USA 74-78 | JTF259 | 15 | JTR269 | 52 | 428 | 118 |
| 125 | Honda | XL125 SA,SB,SC,SZ | 80-82 | JTF259 | 14 | JTR269 | 47 | 428 | 118 |
| 125 | Honda | XL125 S | USA 79-85 | JTF259 | 14 | JTR269 | 56 | 428 | 124 |
| 125 | Honda | XL125 K2,K3,SZ,SB,SC,SD | Australia 77-83 | JTF259 | 15 | JTR269 | 49 | 428 | 120 |
| 125 | Honda | XL125 S Large | France | JTF328 | 13 | JTR279 | 38 | 520 | 100 |
| 125 | Honda | XL125 R ProLink | 82-87 | JTF259 | 15 | JTR242 | 53 | 428 | 128 |
| 125 | Honda | XL125 J | 88 | JTF259 | 16 | JTR269 | 47 | 428 | 128 |
| 125 | Honda | XL125 V Varadero | JC32 01-13 | JTF327 | 14 | JTR273 | 44 | 520 | 110 |
| 125 | Honda | XL125 V Varadero (80 Kmh Version) | Germany 01-11 | JTF327 | 12 | JTR273 | 44 | 520 | 110 |
| 125 | Honda | XLR125 R-W,X,Y,1,2 | 98-02 | JTF1264 | 17 | JTR1249 | 51 | 428 | 130 |
| 125 | Honda | XLS125 | France | JTF259 | 14 | JTR269 | 51 | 428 | 124 |
| 125 | Honda | XR125 L | JD19 03-07 | JTF1264 | 17 | JTR1258 | 54 | 428 | 132 |
| 125 | Honda | 125 Innova | Greece / SE Asia | JTF253 | 14 | JTR212 | 35 | 420 | 104 |
| 125 | Honda | 125 Innova >>> 428 Chain Conversion | Greece / SE Asia | JTF274 | 14 | JTR1212 | 35 | 428 | 104 |
| 125 | Honda | 125 Supra-X | Greece / SE Asia | JTF249 | 14 | JTR212 | 36 | 420 | 108 |
| 125 | Honda | 125 Supra-X >>> 428 Chain Conversion | Greece / SE Asia | JTF273 | 14 | JTR269 | 36 | 428 | 108 |
| 175 | Honda | CB175 K4,K5 | 71-78 | JTF264 | 16 | JTR269 | 38 | 428 | 114 |
| 175 | Honda | CB175 K6 | 74-76 | JTF275 | 15 | JTR279 | 35 | 520 | 94 |
| 175 | Honda | CB175 K3-K7 | USA 69-72 | JTF264 | 16 | JTR269 | 39 | 428 | 112 |
| 175 | Honda | CD175 A,A4,K5 | 71-78 | JTF264 | 17 | JTR267 | 39 | 428 | 112 |
| 175 | Honda | CL175 K3-K7 | USA 68-73 | | 16 | JTR269 | 39 | 428 | 116 |
| 175 | Honda | XL175 K1 | USA 74-75 | | 14 | | 38 | 520 | 94 |
| 175 | Honda | XL175 K2 | USA 76-78 | | 14 | | 42 | 520 | 94 |
| 175 | Honda | XL175 K4 | 77 | JTF275 | 15 | JTR279 | 38 | 520 | |
| 185 | Honda | CD185 T | 78-82 | JTF259 | 15 | JTR269 | 34 | 428 | 112 |
| 185 | Honda | CM185 T | Germany 77-81 | JTF259 | 15 | JTR269 | 35 | 428 | 112 |
| 185 | Honda | CM185 T | USA 78-79 | JTF259 | 15 | JTR269 | 35 | 428 | 112 |
| 185 | Honda | CT185 D | 82-83 | JTF259 | 15 | JTR269 | 52 | 428 | 118 |
| 185 | Honda | XL185 S-Z,A,B,D,H,J,K,L,M,P | 79-93 | JTF259 | 14 | JTR269 | 49 | 428 | 120 |

| CC | Make | Model | Year | Front Sprocket | T | Rear Sprocket | T | Chain Pitch | Chain Length | |
|-----|-------|---------------------------------|---------------|----------------|---------|---------------|----------|-------------|--------------|-----|
| 185 | Honda | XL185 S | USA 79-83 | JTF259 | 14 | JTR269 | 50 | 428 | 120 | |
| 185 | Honda | XR185 | USA 79 | JTF259 | 15 | JTR269 | 58 | 428 | 126 | |
| 200 | Honda | CB200 | 76-79 | JTF275 | 15 | JTR279 | 35 | 520 | 94 | |
| 200 | Honda | CB200 T | USA 74-76 | JTF275 | 15 | JTR279 | 35 | 520 | 94 | |
| 200 | Honda | CD200 TB Benly | 80-85 | JTF259 | 15 | JTR269 | 34 | 428 | 112 | |
| 200 | Honda | CM200 TA,TB Custom | MD01 81-84 | JTF259 | 15 | JTR269 | 35 | 428 | 112 | |
| 200 | Honda | CM200 T Twinstar | USA 80-82 | JTF259 | 15 | JTR269 | 35 | 428 | 112 | |
| 200 | Honda | CT200 Auto AG | 82-89 | JTF259 | 14 | JTR269 | 56 | 428 | 120 | |
| 200 | Honda | MTX200 RWD,RWF | 83-86 | JTF329 | 13 | JTR243 | 42 | 520 | 104 | |
| 200 | Honda | XL200 RB,RC,RD | MD06 81-83 | JTF328 | 13 | JTR254 | 43 | 520 | 106 | |
| 200 | Honda | XL200 R | France 83 | JTF328 | 13 | JTR254 | 47 | 520 | 104 | |
| 200 | Honda | XL200 RD | Australia 83 | JTF328 | 13 | JTR254 | 45 | 520 | 104 | |
| 200 | Honda | XL200 Paris Dakar | 84-90 | JTF328 | 13 | JTR277 | 41 | 520 | 108 | |
| 200 | Honda | XLR200 | MD39 Japan 92 | JTF287 | 13 | JTR245/2 | 42 | 520 | 106 | |
| 200 | Honda | CRF230 M-9,A | 09-10 | JTF287 | 13 | JTR210 | 38 | 520 | 100 | |
| 250 | Honda | AX 1 | Japan | JTF280 | 13 | JTR1509 | 41 | 520 | 102 | |
| 250 | Honda | CA250 TF,TG,TH,TJ,TL Rebel | Japan | JTF287 | 14 | JTR279 | 32 | 520 | 108 | |
| 250 | Honda | CB250 K3 | 73 | JTF278 | 16 | JTR278 | 36 | 530 | 96 | |
| 250 | Honda | CB250 K4 | 74 | JTF278 | 16 | JTR278 | 38 | 530 | 96 | |
| 250 | Honda | CB250 G5 | 75-77 | JTF278 | 16 | JTR278 | 38 | 530 | 96 | |
| 250 | Honda | CB250 N,NA,T1,T2 | 78-82 | JTF278 | 15 | JTR246 | 41 | 530 | 102 | |
| 250 | Honda | CB250 NDX-B,NB,NC,NDC | 78-82 | JTF276 | 15 | JTR247 | 41 | 520 | 102 | |
| 250 | Honda | CB250 RSA | MD02 80-83 | JTF281 | 14 | JTR248 | 44 | 520 | 98 | |
| 250 | Honda | CB250 RSD-C,L | 82-84 | JTF281 | 14 | JTR245/2 | 44 | 520 | 98 | |
| 250 | Honda | CB250 M,N,P,R,S,T,V Night Hawk | 91-97 | JTF287 | 14 | JTR279 | 33 | 520 | 106 | |
| 250 | Honda | CB250 Night Hawk | 99-08 | JTF287 | 14 | JTR279 | 33 | 520 | 106 | |
| 250 | Honda | CB250 Night Hawk | USA 91-08 | JTF270 | 14 | JTR279 | 33 | 520 | 106 | |
| 250 | Honda | CB250 N Two Fifty | 92-02 | JTF287 | 14 | JTR272 | 31 | 520 | 104 | |
| 250 | Honda | CB250 RSB | France 83 | JTF337 | 14 | JTR245/2 | 44 | 520 | 98 | |
| 250 | Honda | CB250 FM,FN2,FP | MC23 Japan | JTF1299 | 14 | JTR245/2 | 42 | 520 | 112 | |
| 250 | Honda | CB250 Hornet | MC31 Japan | 96-07 | JTF1299 | 14 | JTR245/2 | 45 | 520 | 110 |
| 250 | Honda | CBF250 | 04-05 | JTF1321 | 13 | JTR254 | 37 | 520 | 106 | |
| 250 | Honda | CBF250 | 06 | | 13 | JTR254 | 37 | 520 | 106 | |
| 250 | Honda | CBR250 FG,FG-YA | Japan | | 14 | JTR245/2 | 43 | 520 | 108 | |
| 250 | Honda | CBR250 R/RA-B,C,D | 11-13 | JTF1321 | 14 | JTR1220 | 38 | 520 | 108 | |
| 250 | Honda | CBR250 RH (-1021987) (-1004990) | Japan | | 14 | JTR245/2 | 44 | 520 | 108 | |
| 250 | Honda | CBR250 RH (1021988-) (1004991-) | Japan | | 14 | | 44 | 520 | 108 | |
| 250 | Honda | CBR250 RJ,RK,RK-2 | Japan | JTF1298 | 17 | JTR1244 | 54 | 428 | 136 | |
| 250 | Honda | CBR250 RR | Japan 90-00 | JTF1298 | 17 | JTR1244 | 52 | 428 | 134 | |
| 250 | Honda | CBX250 RSE | | JTF266 | 14 | JTR247 | 35 | 520 | 100 | |
| 250 | Honda | CBX250 Night Hawk | 87 | JTF270 | 14 | JTR279 | 33 | 520 | 108 | |
| 250 | Honda | CBX250 H | 85 | JTF327 | 13 | JTR279 | 35 | 520 | 98 | |
| 250 | Honda | CD250 UJ,UK | 88-94 | JTF287 | 14 | JTR279 | 32 | 520 | 98 | |
| 250 | Honda | CJ250 T | 76-79 | JTF278 | 16 | JTR278 | 37 | 530 | 100 | |
| 250 | Honda | CL250 SC | 82-84 | JTF281 | 14 | JTR245/2 | 51 | 520 | 106 | |
| 250 | Honda | CM250 TB Custom | 82-84 | JTF276 | 15 | JTR247 | 41 | 520 | 104 | |
| 250 | Honda | CM250 C | USA 82 | JTF328 | 14 | JTR279 | 32 | 520 | 104 | |
| 250 | Honda | CM250 | Europe 83 | JTF270 | 14 | JTR279 | 33 | 520 | 108 | |
| 250 | Honda | CM250 CD Belt Drive Conversion | 83 | JTF287 | 14 | JTR279 | 38 | 520 | 110 | |
| 250 | Honda | CM250 D | Europe 84 | JTF270 | 14 | JTR279 | 39 | 520 | 94 | |
| 250 | Honda | CM250 C | Europe 85 | JTF270 | 14 | JTR279 | 30 | 520 | 100 | |
| 250 | Honda | CM250 Rebel | France 96-97 | JTF270 | 14 | JTR279 | 31 | 520 | 104 | |
| 250 | Honda | CMX250 LA | | JTF270 | 14 | JTR279 | 30 | 520 | 98 | |
| 250 | Honda | CMX250 Rebel | 87- | JTF270 | 14 | JTR279 | 33 | 520 | 108 | |
| 250 | Honda | CMX250 C-T | 96 | JTF270 | 14 | JTR279 | 31 | 520 | 104 | |
| 250 | Honda | CMX250 C-V,W,X Rebel | 97-99 | JTF270 | 14 | JTR279 | 31 | 520 | 104 | |
| 250 | Honda | CMX250 C-Y Rebel | 00 | JTF270 | 14 | JTR273 | 39 | 520 | | |
| 250 | Honda | CMX250 C,CD Rebel | USA 96-16 | JTF270 | 14 | JTR273 | 33 | 520 | 108 | |
| 250 | Honda | CRF250 M-D,E,F | 13-15 | JTF1321 | 13 | JTR301 | 39 | 520 | 110 | |

| CC | Make | Model | | Year | Front Sprocket | T | Rear Sprocket | T | Pitch | Chain Length | | |
|-----|-------|--------------------------------------|------|-----------|----------------|---------|---------------|----------|-------|--------------|-----|-----|
| 250 | Honda | GB250 Clubman (MC10-101) | MC10 | Japan | | | | 14 | | 38 | 520 | 102 |
| 250 | Honda | GB250 H Clubman | MC10 | Japan | | | | 14 | | 38 | 520 | 102 |
| 250 | Honda | GB250 J,L,P Clubman | MC10 | Japan | | | | 14 | | 38 | 520 | 102 |
| 250 | Honda | GB250 S Clubman | MC10 | Japan | | | | 14 | | 38 | 520 | 102 |
| 250 | Honda | MVX250 | | | 83 | JTF281 | 15 | JTR245/2 | 40 | 520 | 96 | |
| 250 | Honda | MT250 K1 | | USA | 74-76 | | 14 | JTR1977 | 47 | 520 | 106 | |
| 250 | Honda | MVX250 FD | MC09 | Japan | | | 15 | | 40 | 520 | 104 | |
| 250 | Honda | NAS250 N Nighthawk | MC26 | Japan | | JTF287 | 14 | JTR272 | 31 | 520 | 104 | |
| 250 | Honda | NS250 FE | MC11 | Japan | | JTF283 | 15 | JTR245/2 | 42 | 520 | 108 | |
| 250 | Honda | NS250 RE, RG | MC11 | Japan | | | 15 | | 42 | 520 | 108 | |
| 250 | Honda | NSR250 | | | 86 | JTF283 | 14 | JTR245/2 | 42 | 520 | 108 | |
| 250 | Honda | NSR250 RG | MC16 | Japan | 87 | JTF283 | 15 | JTR245/2 | 42 | 520 | 108 | |
| 250 | Honda | NSR250 R2J, R4J | MC18 | Japan | | JTF283 | 15 | JTR1209 | 41 | 520 | 108 | |
| 250 | Honda | NSR250 R5K, K2, R6K, K2 | MC18 | Japan | | JTF283 | 15 | JTR1209 | 42 | 520 | 108 | |
| 250 | Honda | NSR250 R / SE / SP | MC21 | Japan | 90-93 | JTF283 | 15 | JTR1315 | 40 | 520 | 108 | |
| 250 | Honda | NSR250 RR, R2R, R3R, R3S | MC28 | Japan | | JTF283 | 15 | JTR1490 | 44 | 520 | 110 | |
| 250 | Honda | NX250 | | | 88-93 | JTF1321 | 13 | JTR245/2 | 41 | 520 | 102 | |
| 250 | Honda | VT250 FD, FE, FG, F2D, FJ | | | 83-88 | JTF283 | 14 | JTR245/3 | 45 | 520 | 104 | |
| 250 | Honda | VT250 FE, ZE, FF-YA, F2F, FJ Integra | | Japan | 86-88 | JTF283 | 14 | JTR245/3 | 45 | 520 | 104 | |
| 250 | Honda | VT250 FG, FG-YA, | | Japan | | JTF1299 | 14 | JTR245/2 | 45 | 520 | 104 | |
| 250 | Honda | VT250 F2H, H, H2 | | Japan | | JTF283 | 14 | JTR245/2 | 45 | 520 | 104 | |
| 250 | Honda | VT250 J, K | | Japan | | JTF1299 | 14 | JTR245/2 | 41 | 520 | 102 | |
| 250 | Honda | VT250 FL Spada | | | 89-90 | JTF1298 | 17 | JTR1244 | 54 | 428 | 132 | |
| 250 | Honda | VT250 Xelvis | MC25 | Japan | | JTF1299 | 14 | JTR245/2 | 43 | 520 | 108 | |
| 250 | Honda | VT250 CR Magna | MC29 | | | JTF1299 | 14 | | 38 | 520 | 110 | |
| 250 | Honda | VTR250 | MC33 | Japan | 98-17 | JTF1299 | 14 | JTR245/2 | 41 | 520 | 104 | |
| 250 | Honda | VTR250 Interceptor | | USA | 88 | JTF283 | 14 | JTR245/3 | 45 | 520 | 104 | |
| 250 | Honda | VTR250 Interceptor | | USA | 89-90 | JTF1298 | 17 | JTR1244 | 51 | 428 | 128 | |
| 250 | Honda | VTZ250 | | Japan | 88-89 | JTF1299 | 14 | JTR245/2 | 41 | 520 | 104 | |
| 250 | Honda | XL250 K1/K2 | | USA | 72-76 | JTF1265 | 15 | JTR1977 | 48 | 520 | 102 | |
| 250 | Honda | XR250 S | | | 96 | JTF1321 | 13 | JTR210 | 39 | 520 | | |
| 250 | Honda | XL250 K3, K4 | | | 76-77 | JTF1265 | 15 | JTR1977 | 45 | 520 | 100 | |
| 250 | Honda | XL250 SZ, SA, SB | | | 78-81 | JTF1265 | 14 | JTR245/2 | 53 | 520 | 102 | |
| 250 | Honda | XL250 S2, 3S2 | MD30 | Japan | | JTF327 | 13 | JTR210 | 39 | 520 | 102 | |
| 250 | Honda | XL250 S, S2 | MD31 | Japan | | JTF280 | 13 | | 44 | 520 | 106 | |
| 250 | Honda | XL250 RC, RD ProLink | MD03 | | 82-83 | JTF281 | 14 | JTR245/2 | 44 | 520 | 102 | |
| 250 | Honda | XL250 RE, RF, RH, RG | ND11 | | 84-87 | JTF287 | 13 | JTR260 | 38 | 520 | 102 | |
| 250 | Honda | XL250 | ME06 | Japan | | JTF266 | 13 | JTR245/2 | 50 | 520 | 108 | |
| 250 | Honda | XL250 | ME06 | Japan | | JTF266 | 13 | JTR245/2 | 48 | 520 | 108 | |
| 250 | Honda | XL250 | ME06 | Japan | | JTF266 | 13 | JTR210 | 48 | 520 | 108 | |
| 250 | Honda | XL-X250 RD | | Japan | 83 | JTF287 | 14 | JTR245/2 | 40 | 520 | 102 | |
| 250 | Honda | XL-X250 RE | | Australia | 84 | JTF287 | 14 | JTR245/2 | 40 | 520 | 104 | |
| 250 | Honda | XL-X250 RE | | Japan | 84 | JTF287 | 14 | JTR245/2 | 40 | 520 | 104 | |
| 250 | Honda | XL250 R Baja | | Japan | 91 | JTF327 | 13 | JTR260 | 40 | 520 | 104 | |
| 250 | Honda | XL250 M, N, P2 Degree | MD26 | Japan | | JTF280 | 13 | JTR245/2 | 44 | 520 | 106 | |
| 250 | Honda | XLR250 RF, R2F (<1001833) | MD16 | Japan | | | 13 | | 40 | 520 | 102 | |
| 250 | Honda | XLR250 RF, R2F (>1001834) | MD16 | Japan | | | 13 | | 40 | 520 | 102 | |
| 250 | Honda | XLR250 R3H | MD20 | Japan | | JTF264 | 16 | JTR1361 | 50 | 428 | 130 | |
| 250 | Honda | XLR250 R3J, R3K (MD22 >210) | MD22 | Japan | | JTF264 | 16 | JTR1361 | 50 | 428 | 130 | |
| 250 | Honda | XLR250 R3L, R3M, R3N, R3P, R5, R6 | MD22 | Japan | | JTF264 | 16 | JTR1361 | 50 | 428 | 130 | |
| 250 | Honda | XLR250 Baja | | Japan | 88-94 | JTF264 | 16 | JTR1361 | 50 | 428 | 130 | |
| 250 | Honda | XLR250 R | | Japan | 89-94 | JTF264 | 16 | JTR1361 | 50 | 428 | 130 | |
| 250 | Honda | XR250 L | | | 91-96 | JTF327 | 13 | JTR260 | 40 | 520 | 104 | |
| 300 | Honda | CB300 F/FA-F, G, H, J | | | 15-18 | JTF1321 | 14 | JTR1220 | 36 | 520 | 108 | |
| 300 | Honda | CBR300 R/RA-E, F, G, H, J | | | 14-18 | JTF1321 | 14 | JTR1220 | 36 | 520 | 108 | |
| 300 | Honda | CMX300 A Rebel | | | 17-18 | JTF1321 | 14 | JTR1225 | 36 | 520 | 120 | |
| 350 | Honda | CB350 F | | | | JTF278 | 17 | JTR278 | 38 | 530 | 96 | |
| 350 | Honda | CB350 K | | | | JTF278 | 16 | JTR278 | 36 | 530 | 96 | |
| 350 | Honda | CB350 SG | | | 86-88 | JTF291 | 15 | JTR1332 | 36 | 525 | 108 | |

| CC | Make | Model | Year | Front Sprocket | T | Rear Sprocket | T | Chain Pitch | Chain Length |
|-----|-------|--------------------------------------|------------------|----------------|----|---------------|----|-------------|--------------|
| 350 | Honda | CB350 SG | Europe | JTF291 | 16 | JTR1332 | 36 | 525 | 108 |
| 350 | Honda | SL350 | USA 70 | | 16 | | 40 | 530 | |
| 350 | Honda | SL350 K1 | USA 71 | | 16 | | 40 | 520 | |
| 350 | Honda | SL350 K2 | USA 72-73 | | 16 | | 42 | 520 | |
| 350 | Honda | XL350 | USA 74-78 | | 15 | | 45 | 530 | |
| 350 | Honda | XL350 R | USA 84-85 | JTF287 | 14 | JTR245/2 | 40 | 520 | 102 |
| 350 | Honda | XL350 RF,RG,RH | ND03 85-87 | JTF287 | 14 | JTR245/2 | 38 | 520 | 102 |
| 350 | Honda | XL-X350 | | JTF287 | 14 | JTR245/2 | 41 | 520 | 106 |
| 360 | Honda | CB360 F | 73-76 | JTF278 | 17 | JTR278 | 38 | 530 | |
| 360 | Honda | CB360 G5 | | JTF278 | 16 | JTR278 | 34 | 530 | 96 |
| 360 | Honda | CJ360 T | 78 | JTF278 | 16 | JTR278 | 34 | 530 | 98 |
| 400 | Honda | CB400 F,F1,F2 | 75-79 | JTF278 | 17 | JTR278 | 38 | 530 | 96 |
| 400 | Honda | CB400 N,NA | 79-80 | JTF278 | 16 | JTR246 | 36 | 530 | 100 |
| 400 | Honda | CB400 NB,NC,ND | 81-83 | JTF276 | 16 | JTR247 | 36 | 520 | 100 |
| 400 | Honda | CB400 T,AT | 78-79 | JTF278 | 16 | JTR246 | 36 | 530 | 100 |
| 400 | Honda | CB400 T,AT | Germany 78-79 | JTF278 | 16 | JTR246 | 37 | 530 | 100 |
| 400 | Honda | CB400 A Hondamatic | USA 78 | JTF278 | 16 | JTR246 | 37 | 530 | 100 |
| 400 | Honda | CB400 T Mk I/II | USA 78-79 | JTF278 | 16 | JTR246 | 37 | 530 | 100 |
| 400 | Honda | CB400 T Hawk | USA 80 | JTF278 | 16 | JTR246 | 37 | 530 | 100 |
| 400 | Honda | CB400 T Hawk | USA 81 | JTF278 | 16 | JTR246 | 36 | 530 | 100 |
| 400 | Honda | CB400 LC | Japan | JTF278 | 17 | | | 530 | 106 |
| 400 | Honda | CBX400 F-F2 | | JTF278 | 15 | JTR1334 | 45 | 530 | 104 |
| 400 | Honda | CB-1 (CB400 F,FK) | 91- | JTF297 | 15 | JTR1332 | 41 | 525 | 104 |
| 400 | Honda | CB-1 (CB400 F,FK2,FL,FL2) | Japan | JTF297 | 15 | JTR1332 | 40 | 525 | 104 |
| 400 | Honda | CB-1 (CB400 FM,FM2) | Japan | JTF297 | 15 | JTR1332 | 37 | 525 | 104 |
| 400 | Honda | CB400 F2N,F2R,F2S,F2T,F2V Super Four | NC31 Japan | JTF297 | 15 | JTR1332 | 42 | 525 | 110 |
| 400 | Honda | CB400 F3S,F3T,F3V Super Four | NC31 Japan | JTF297 | 15 | JTR1332 | 45 | 525 | 112 |
| 400 | Honda | CB400 Super Bol D'or | NC39 Japan 05-16 | JTF297 | 15 | JTR1332 | 44 | 525 | 108 |
| 400 | Honda | CB400 Super Four H-VTEC | Japan 99-01 | JTF297 | 15 | JTR1332 | 44 | 525 | 108 |
| 400 | Honda | CB400 Super Four H-VTEC Revo | Japan 04-16 | JTF297 | 15 | JTR1332 | 44 | 525 | 108 |
| 400 | Honda | CB400 Super Four H-VTEC III | Japan 04-07 | JTF297 | 15 | JTR1332 | 44 | 525 | 108 |
| 400 | Honda | CBR400 R | | JTF286 | 15 | JTR1334 | 43 | 530 | 108 |
| 400 | Honda | CBR400 FE,F2E,F2E-YA | Japan | JTF293 | 14 | JTR1332 | 44 | 525 | 106 |
| 400 | Honda | CBR400 FF,F2F,F2F-YA | Japan | JTF293 | 15 | JTR1332 | 47 | 525 | 108 |
| 400 | Honda | CBR400 RG,RH-YA Aero | Japan | JTF294 | 15 | JTR1332 | 44 | 525 | 108 |
| 400 | Honda | CBR400 RRH | NC23 | JTF294 | 15 | JTR1313 | 40 | 525 | 106 |
| 400 | Honda | CBR400 RRJ Tri - Arm | NC23 | JTF297 | 15 | JTR1313 | 42 | 525 | 106 |
| 400 | Honda | CBR400 RRK Tri - Arm | NC23 | JTF297 | 15 | JTR1313 | 40 | 525 | 106 |
| 400 | Honda | CBR400 RR L-L2 Gull - Arm | NC29 | JTF297 | 15 | JTR1314 | 39 | 525 | 106 |
| 400 | Honda | CM400 T-A Chopper | NC01 79-81 | JTF278 | 16 | JTR246 | 35 | 530 | 100 |
| 400 | Honda | CM400 T | | JTF278 | 16 | JTR246 | 36 | 530 | 102 |
| 400 | Honda | CM400 T-B,C,D Chopper | NC01 81-83 | JTF276 | 16 | JTR247 | 35 | 520 | 100 |
| 400 | Honda | CM400 A | USA 79-81 | JTF278 | 16 | JTR246 | 35 | 530 | 102 |
| 400 | Honda | CM400 C/E | USA 80-81 | JTF278 | 16 | JTR246 | 35 | 530 | 102 |
| 400 | Honda | CM400 T | USA 79-81 | JTF278 | 16 | JTR246 | 35 | 530 | 102 |
| 400 | Honda | FT400 C | Japan | JTF289 | 15 | JTR1334 | 46 | 530 | 102 |
| 400 | Honda | GB400 F,F2 | Japan | JTF290 | 14 | JTR1332 | 39 | 525 | 108 |
| 400 | Honda | GB400 H3 | Japan | JTF294 | 14 | JTR1332 | 39 | 525 | 108 |
| 400 | Honda | NS400 R | NC19 85-88 | JTF292 | 16 | JTR298 | 40 | 530 | 108 |
| 400 | Honda | NT400 J BRO'S | Japan | JTF296 | 16 | JTR1311 | 44 | 525 | 112 |
| 400 | Honda | NT400 K-2 BRO'S | Japan | JTF296 | 16 | JTR1311 | 44 | 525 | 112 |
| 400 | Honda | NTV400 BRO'S | Japan | JTF296 | 15 | JTR1311 | 45 | 525 | 114 |
| 400 | Honda | NV400 C-J,K,L,N,P,R,V Steed | NC26 Japan | JTF296 | 16 | JTR1332 | 45 | 525 | 120 |
| 400 | Honda | RVF400 RR,RT | NC35 Japan | JTF297 | 15 | JTR312 | 38 | 525 | 102 |
| 400 | Honda | VF400 FC | Japan | JTF293 | 15 | JTR1332 | 45 | 525 | 108 |
| 400 | Honda | VF400 F2E | Japan | JTF293 | 15 | JTR1332 | 46 | 525 | 108 |
| 400 | Honda | VF400 FD | 83-86 | JTF286 | 15 | JTR1334 | 46 | 530 | 108 |
| 400 | Honda | VFR400 R | NC21 86 | JTF292 | 16 | JTR298 | 40 | 530 | 108 |
| 400 | Honda | VFR400 ZG,RG,RG-YA,ZH | NC21 Japan | JTF294 | 15 | JTR1332 | 45 | 525 | 106 |

| CC | Make | Model | | Year | Front Sprocket | T | Rear Sprocket | T | Pitch | Chain Length | |
|-----|-------|---------------------------|------|-----------|----------------|--------|---------------|---------|-------|--------------|-----|
| 400 | Honda | VFR400 RH,RH2,RJ3 Pro-Arm | NC24 | 87-89 | JTF294 | 15 | JTR1311 | 45 | 525 | 106 | |
| 400 | Honda | VFR400 R3-L,M | NC30 | 90-93 | JTF297 | 15 | JTR312 | 40 | 525 | 108 | |
| 400 | Honda | V LX400 Shadow | | | JTF296 | 16 | JTR1332 | 44 | 525 | 120 | |
| 400 | Honda | VRX400 T Roadster | NC33 | Japan | JTF296 | 16 | JTR1332 | 44 | 525 | 114 | |
| 400 | Honda | XL400 S | | | JTF281 | 14 | JTR245/2 | 44 | 520 | 98 | |
| 400 | Honda | XL400 R | | | JTF281 | 15 | JTR245/2 | 47 | 520 | 102 | |
| 400 | Honda | XL400 R-C | | 82 | JTF306 | 15 | JTR245/2 | 45 | 520 | 104 | |
| 400 | Honda | XL400 R-C | | 82 | JTF306 | 15 | JTR245/2 | 46 | 520 | 102 | |
| 400 | Honda | XL400 V-J,K,L Transalp | ND06 | Japan | JTF293 | 15 | JTR300 | 43 | 525 | 114 | |
| 400 | Honda | XL400 V Transalp | | Japan | JTF296 | 15 | JTR300 | 43 | 525 | 114 | |
| 450 | Honda | CB450 DXK | | 89-92 | JTF278 | 16 | JTR1334 | 36 | 530 | 100 | |
| 450 | Honda | CB450 NF | PC14 | 85 | JTF278 | 16 | JTR1334 | 36 | 530 | 100 | |
| 450 | Honda | CB450 T Hawk | | USA | JTF278 | 16 | JTR246 | 36 | 530 | 100 | |
| 450 | Honda | CB450 SG (27 PS) | PC17 | 86-88 | JTF291 | 15 | JTR1332 | 36 | 525 | 108 | |
| 450 | Honda | CB450 SG (44 PS) | PC17 | 86-88 | JTF291 | 16 | JTR1332 | 36 | 525 | 108 | |
| 450 | Honda | CB450 SG | | USA | JTF291 | 16 | JTR1332 | 36 | 525 | 108 | |
| 450 | Honda | CB450 Night Hawk | | | JTF278 | 16 | JTR1334 | 36 | 530 | 100 | |
| 450 | Honda | CB450 SC Nighthawk | | USA | JTF278 | 17 | JTR1334 | 36 | 530 | 106 | |
| 450 | Honda | CM450 A | | USA | JTF278 | 17 | JTR246 | 34 | 530 | 102 | |
| 450 | Honda | CM450 A Hondamatic | | USA | JTF278 | 17 | JTR1334 | 34 | 530 | 102 | |
| 450 | Honda | CM450 C | | USA | JTF278 | 17 | JTR246 | 34 | 530 | 102 | |
| 450 | Honda | CM450 E | | USA | JTF278 | 17 | JTR246 | 34 | 530 | 102 | |
| 450 | Honda | CMX450 Rebel | | | JTF291 | 16 | JTR1332 | 36 | 525 | 112 | |
| 450 | Honda | CMX450 C Rebel | | 86-87 | JTF291 | 16 | JTR1332 | 36 | 525 | 112 | |
| 450 | Honda | CMX450 C Rebel | | USA | JTF291 | 17 | JTR1332 | 37 | 525 | 112 | |
| 500 | Honda | CB500 F Four | | 72-77 | JTF288 | 17 | JTR282 | 34 | 530 | 100 | |
| 500 | Honda | CB500 F1 | | | JTF288 | 17 | JTR282 | 36 | 530 | 100 | |
| 500 | Honda | CB500 K1,K2,K3 | | 72-74 | JTF288 | 17 | JTR282 | 34 | 530 | 100 | |
| 500 | Honda | CB500 T | | 75-77 | JTF278 | 15 | JTR280 | 33 | 530 | 98 | |
| 500 | Honda | CB500 R,S,T,V,W,X,Y,1,2,3 | | 94-03 | JTF297 | 15 | JTR1332 | 40 | 525 | 108 | |
| 500 | Honda | CB500 S-W,X,Y,1,2 | | 98-03 | JTF297 | 15 | JTR1332 | 40 | 525 | 108 | |
| 500 | Honda | CB500 Cup | | 99 | JTF297 | 15 | JTR1332 | 40 | 525 | 108 | |
| 500 | Honda | CB500 F/FA-D,E,F,G,H | | 13-17 | JTF1381 | 15 | JTR1316 | 41 | 520 | 112 | |
| 500 | Honda | CB500 FA-J | | 18 | JTF1381 | 15 | JTR1316 | 41 | 520 | 112 | |
| 500 | Honda | CB500 X/XA-D,E,F,G,H | | 13-17 | JTF1381 | 15 | JTR1316 | 41 | 520 | 112 | |
| 500 | Honda | CB500 X/XA-J | | 18 | JTF1381 | 15 | JTR1316 | 41 | 520 | 112 | |
| 500 | Honda | CBF500 | PC39 | 04-08 | JTF297 | 15 | JTR1304 | 41 | 525 | 116 | |
| 500 | Honda | CBF500 ABS | PC39 | 04-08 | JTF297 | 15 | JTR1304 | 41 | 525 | 116 | |
| 500 | Honda | CBR500 F-H,J | | 87-88 | JTF295 | 15 | JTR1334 | 47 | 530 | 110 | |
| 500 | Honda | CBR500 R/RA-D,E,F,G,H | | 13-17 | JTF1381 | 15 | JTR1316 | 41 | 520 | 112 | |
| 500 | Honda | CBR500 R/RA-J | | 18 | JTF1381 | 15 | JTR1316 | 41 | 520 | 112 | |
| 500 | Honda | CMX500 A-H Rebel | | 17 | JTF1381 | 15 | JTR1225 | 40 | 520 | 110 | |
| 500 | Honda | CMX500 A-J Rebel | | 18 | JTF1381 | 15 | JTR1225 | 40 | 520 | 110 | |
| 500 | Honda | FT500 Ascot | | USA | JTF289 | 15 | JTR1334 | 42 | 530 | 100 | |
| 500 | Honda | FT500 C | PC07 | 82-84 | JTF289 | 15 | JTR1334 | 40 | 530 | 100 | |
| 500 | Honda | GB500 | | USA | JTF294 | 15 | JTR1332 | 37 | 525 | 108 | |
| 500 | Honda | GB500 | | Japan | JTF290 | 15 | JTR1332 | 37 | 525 | 108 | |
| 500 | Honda | GB500 TT, K Clubman | | 89-90 | JTF294 | 15 | JTR1332 | 37 | 525 | 108 | |
| 500 | Honda | VF500 C - V30 Magna | | 84-85 | JTF286 | 15 | JTR1334 | 44 | 530 | 108 | |
| 500 | Honda | VF500 FD,FE,F2E | PC12 | 84-85 | JTF286 | 15 | JTR1334 | 43 | 530 | 108 | |
| 500 | Honda | VF500 FF,F2F | | 85-87 | JTF286 | 15 | JTR1334 | 41 | 530 | 108 | |
| 500 | Honda | VF500 FF | | Australia | 85 | JTF286 | 15 | JTR1334 | 43 | 530 | 108 |
| 500 | Honda | VF500 F Interceptor | | USA | 84-85 | JTF286 | 15 | JTR1334 | 44 | 530 | 108 |
| 500 | Honda | VF500 F Interceptor | | USA | 86 | JTF286 | 15 | JTR1334 | 43 | 530 | 108 |
| 500 | Honda | XBR500 FG,FH (42 PS) | | 85-86 | JTF290 | 15 | JTR1332 | 36 | 525 | 106 | |
| 500 | Honda | XBR500 FG,FH (27 PS) | | 85-86 | JTF290 | 14 | JTR1332 | 36 | 525 | 106 | |
| 500 | Honda | XBR500 SJ,SH (44 PS) | | 87-88 | JTF294 | 15 | JTR1332 | 36 | 525 | 106 | |
| 500 | Honda | XBR500 SJ (27 PS) | | 87-88 | JTF294 | 14 | JTR1332 | 36 | 525 | 106 | |
| 500 | Honda | XL500 SZ,SA,SB | PD01 | 79-81 | JTF281 | 14 | JTR245/2 | 39 | 520 | 98 | |

| CC | Make | Model | Year | Front Sprocket | T | Rear Sprocket | T | Chain | | |
|-----|-------|---|---------|----------------|---------|---------------|----------|-------|--------|-----|
| | | | | | | | | Pitch | Length | |
| 500 | Honda | XL500 RC-RH ProLink | PD02 | 82-87 | JTF281 | 15 | JTR245/2 | 41 | 520 | 100 |
| 500 | Honda | XL500 S | | 79-81 | JTF281 | 14 | JTR245/2 | 41 | 520 | 96 |
| 500 | Honda | XL500 R Pro Link | | 82 | JTF281 | 15 | JTR245/2 | 43 | 520 | 100 |
| 550 | Honda | CB550 F1,F2,K1,K2,K3 (4 Cylinders) | | 75-80 | JTF288 | 17 | JTR282 | 37 | 530 | 100 |
| 550 | Honda | CBX550 FC,F2,F2C | | 82-85 | JTF338 | 16 | JTR1334 | 45 | 530 | 104 |
| 550 | Honda | CBX550 FC,F2,F2C | Germany | 82-83 | JTF338 | 16 | JTR1334 | 43 | 530 | 104 |
| 550 | Honda | CBX550 FD,F2D | PC04 | 81-86 | JTF338 | 16 | JTR1334 | 43 | 530 | 104 |
| 600 | Honda | CB600 F-W,X,Y,1,2,3,4,5,6 Hornet | PC34/36 | 98-06 | JTF1371 | 15 | JTR1304 | 42 | 525 | 110 |
| 600 | Honda | CB600 F-7,8,9,A,B,C,D Hornet | PC41 | 07-13 | JTF1370 | 16 | JTR1304 | 43 | 525 | 118 |
| 600 | Honda | CB600 S F2-Y,1,2,3 Hornet | | 00-03 | JTF1371 | 15 | JTR1304 | 42 | 525 | 110 |
| 600 | Honda | CBF600 N-4,5,6,7 | PC38 | 04-07 | JTF1371 | 15 | JTR1304 | 43 | 525 | 116 |
| 600 | Honda | CBF600 N/NA-8,9,A,B | PC43 | 08-11 | JTF1370 | 16 | JTR1304 | 42 | 525 | 124 |
| 600 | Honda | CBF600 S-4,5 ABS | PC38 | 04-05 | JTF1371 | 15 | JTR1304 | 43 | 525 | 116 |
| 600 | Honda | CBF600 S-6,7 Cowl ABS | PC38 | 06-07 | JTF1371 | 15 | JTR1304 | 43 | 525 | 116 |
| 600 | Honda | CBF600 S/SA-8,9,A,B C-ABS | | 08-11 | JTF1370 | 16 | JTR1304 | 42 | 525 | 124 |
| 600 | Honda | CBF600 S/SA-C C-ABS | | 12 | JTF1370 | 16 | JTR1304 | 42 | 525 | 124 |
| 600 | Honda | CBR600 FH,FJ,FK,FL | PC19/23 | 87-90 | JTF295 | 15 | JTR1334 | 43 | 530 | 110 |
| 600 | Honda | CBR600 F Hurricane | USA | 87-90 | JTF295 | 15 | JTR1334 | 44 | 530 | 110 |
| 600 | Honda | CBR600 FM,FN,FP,FR,FS,FT | PC25 | 91-96 | JTF295 | 15 | JTR302 | 43 | 530 | 108 |
| 600 | Honda | CBR600 SJR | USA | 96 | JTF295 | 15 | JTR302 | 43 | 530 | 108 |
| 600 | Honda | CBR600 SE | USA | 97-98 | JTF1371 | 15 | JTR1304 | 43 | 525 | 108 |
| 600 | Honda | CBR600 FV,FW | PC31 | 97-98 | JTF1371 | 15 | JTR1304 | 43 | 525 | 110 |
| 600 | Honda | CBR600 FM,FN,FP,FR,FS,FT,FV,FW <<< 520 Chain Conversion | | 91-98 | JTF1295 | 15 | JTR1303 | 43 | 520 | 110 |
| 600 | Honda | CBR600 FM,FN,FP,FR,FS,FT,FV,FW <<< 520 Chain Conversion (Aluminium Rear) | | 91-98 | JTF1295 | 15 | JTA1303 | 43 | 520 | 110 |
| 600 | Honda | CBR600 FX,FY | PC35 | 99-00 | JTF1370 | 16 | JTR1304 | 44 | 525 | 108 |
| 600 | Honda | CBR600 FX,FY <<< 520 Chain Conversion | | 99-00 | JTF1269 | 16 | JTR1303 | 44 | 520 | 108 |
| 600 | Honda | CBR600 FX,FY <<< 520 Chain Conversion (Aluminium Rear) | | 99-00 | JTF1269 | 16 | JTA1303 | 44 | 520 | 108 |
| 600 | Honda | CBR600 F 2/ F 3 | USA | 91-96 | JTF295 | 15 | JTR302 | 43 | 530 | 108 |
| 600 | Honda | CBR600 F 3 | USA | 97-98 | JTF1371 | 15 | JTR1304 | 43 | 525 | 108 |
| 600 | Honda | CBR600 F2 / F3 <<< 520 Chain Conversion | USA | 91-98 | JTF1295 | 15 | JTR1303 | 43 | 520 | 108 |
| 600 | Honda | CBR600 F4 | USA | 99-00 | JTF1370 | 16 | JTR1304 | 45 | 525 | 110 |
| 600 | Honda | CBR600 F4 <<< 520 Chain Conversion | USA | 99-00 | JTF1269 | 16 | JTR1303 | 45 | 520 | 110 |
| 600 | Honda | CBR600 F4 <<< 520 Chain Conversion (Aluminium Rear) | USA | 99-00 | JTF1269 | 16 | JTA1303 | 45 | 520 | 110 |
| 600 | Honda | CBR600 F 4i | USA | 01-06 | JTF1370 | 16 | JTR1307 | 46 | 525 | 108 |
| 600 | Honda | CBR600 F 4i <<< 520 Chain Conversion | USA | 01-06 | JTF1269 | 16 | JTR1308 | 46 | 520 | 108 |
| 600 | Honda | CBR600 F 4i <<< 520 Chain Conversion (Aluminium Rear) | USA | 01-06 | JTF1269 | 16 | JTA1308 | 46 | 520 | 108 |
| 600 | Honda | CBR600 F-1 | OC35 | 01 | JTF1370 | 16 | JTR1307 | 45 | 525 | 112 |
| 600 | Honda | CBR600 F-1 <<< 520 Chain Conversion | | 01 | JTF1269 | 16 | JTR1308 | 45 | 520 | 112 |
| 600 | Honda | CBR600 F-1 <<< 520 Chain Conversion (Aluminium Rear) | | 01 | JTF1269 | 16 | JTA1308 | 45 | 520 | 112 |
| 600 | Honda | CBR600 F-2,3,4,5,6,7 | PC35 | 02-07 | JTF1370 | 16 | JTR1307 | 45 | 525 | 108 |
| 600 | Honda | CBR600 F-2,3,4,5,6,7 <<< 520 Chain Conversion | | 02-07 | JTF1269 | 16 | JTR1308 | 45 | 520 | 108 |
| 600 | Honda | CBR600 F-2,3,4,5,6,7 <<< 520 Chain Conversion (Aluminium Rear) | | 02-07 | JTF1269 | 16 | JTA1308 | 45 | 520 | 108 |
| 600 | Honda | CBR600 F-B,C,D,E | | 11-14 | JTF1370 | 16 | JTR1304 | 43 | 525 | 118 |
| 600 | Honda | CBR600 F-B,C,D,E <<< 520 Chain Conversion | | 11-14 | JTF1269 | 16 | JTR1303 | 43 | 520 | 118 |
| 600 | Honda | CBR600 F-B,C,D,E <<< 520 Chain Conversion (Aluminium Rear) | | 11-14 | JTF1269 | 16 | JTA1303 | 43 | 520 | 118 |
| 600 | Honda | CBR600 FS-1,2 Sport | PC35 | 01-02 | JTF1370 | 16 | JTR1307 | 46 | 525 | 112 |
| 600 | Honda | CBR600 FS-1,FS-2 <<< 520 Chain Conversion | | 01-02 | JTF1269 | 16 | JTR1308 | 46 | 520 | 112 |
| 600 | Honda | CBR600 FS-1,FS-2 <<< 520 Chain Conversion (Aluminium Rear) | | 01-02 | JTF1269 | 16 | JTA1308 | 46 | 520 | 112 |
| 600 | Honda | CBR600 RA-A,B,C,D,E,F,G,H,J (C-ABS) | USA | 09-18 | JTF1370 | 16 | JTR1307 | 42 | 525 | 112 |
| 600 | Honda | CBR600 RA-A,B,C,D,E,F,G,H,J (C-ABS) <<< 520 Chain Conversion | USA | 09-18 | JTF1269 | 16 | JTR1308 | 42 | 520 | 112 |
| 600 | Honda | CBR600 RA-A,B,C,D,E,F,G,H,J (C-ABS) <<< 520 Chain Conversion (Aluminium Rear) | USA | 09-18 | JTF1269 | 16 | JTA1308 | 42 | 520 | 112 |
| 600 | Honda | CBR600 RA-A,B,C,D,E,F,G (C-ABS) | | 10-16 | JTF1370 | 16 | JTR1307 | 41 | 525 | 112 |
| 600 | Honda | CBR600 RA-A,B,C,D,E,F,G (C-ABS) <<< 520 Chain Conversion | | 10-16 | JTF1269 | 16 | JTR1308 | 41 | 520 | 112 |
| 600 | Honda | CBR600 RA-A,B,C,D,E,F,G (C-ABS) <<< 520 Chain Conversion (Aluminium Rear) | | 10-16 | JTF1269 | 16 | JTA1308 | 41 | 520 | 112 |
| 600 | Honda | CBR600 RR-3,4,5,6 | PC37 | 03-06 | JTF1370 | 16 | JTR1307 | 42 | 525 | 112 |
| 600 | Honda | CBR600 RR-3,4,5,6 <<< 520 Chain Conversion | | 03-06 | JTF1269 | 16 | JTR1308 | 42 | 520 | 112 |

| CC | Make | Model | Year | Front Sprocket | T | Rear Sprocket | T | Chain | |
|-----|-------|---|-------|----------------|----|---------------|----|-------|--------|
| | | | | | | | | Pitch | Length |
| 600 | Honda | CBR600 RR-3,4,5,6 <<< 520 Chain Conversion (Aluminium Rear) | 03-06 | JTF1269 | 16 | JTA1308 | 42 | 520 | 112 |
| 600 | Honda | CBR600 RR-3,4,5,6 USA | 03-06 | JTF1370 | 16 | JTR1307 | 43 | 525 | 112 |
| 600 | Honda | CBR600 RR-3,4,5,6 <<< 520 Chain Conversion USA | 03-06 | JTF1269 | 16 | JTR1308 | 43 | 520 | 112 |
| 600 | Honda | CBR600 RR-3,4,5,6 <<< 520 Chain Conversion (Aluminium Rear) USA | 03-06 | JTF1269 | 16 | JTA1308 | 43 | 520 | 112 |
| 600 | Honda | CBR600 RR-7,8,9,A,B,C,D,E,F,G PC40 | 07-16 | JTF1370 | 16 | JTR1307 | 41 | 525 | 112 |
| 600 | Honda | CBR600 RR-7,8,9,A,B,C,D,E,F,G <<< 520 Chain Conversion | 07-16 | JTF1269 | 16 | JTR1308 | 41 | 520 | 112 |
| 600 | Honda | CBR600 RR-7,8,9,A,B,C,D,E,F,G <<< 520 Chain Conversion (Aluminium Rear) | 07-16 | JTF1269 | 16 | JTA1308 | 41 | 520 | 112 |
| 600 | Honda | CBR600 RR-7,8,9,A,B,C,D,E,F,G,H,J USA | 07-18 | JTF1370 | 16 | JTR1307 | 42 | 525 | 112 |
| 600 | Honda | CBR600 RR-7,8,9,A,B,C,D,E,F,G,H,J <<< 520 Chain Conversion USA | 07-18 | JTF1269 | 16 | JTR1308 | 42 | 520 | 112 |
| 600 | Honda | CBR600 RR-7,8,9,A,B,C,D,E,F,G,H,J <<< 520 Chain Conversion (Aluminium Rear) USA | 07-18 | JTF1269 | 16 | JTA1308 | 42 | 520 | 112 |
| 600 | Honda | NV600 C-J Steed (PC21-100) PC21 Japan | | JTF293 | 16 | JTR1332 | 45 | 525 | 120 |
| 600 | Honda | NV600 C-K,L,N,P,R Steed PC21 Japan | | JTF296 | 16 | JTR1332 | 45 | 525 | 120 |
| 600 | Honda | V LX600 Shadow Japan | 90 | JTF296 | 16 | JTR1332 | 44 | 525 | 120 |
| 600 | Honda | VT600 C-J Chopper PC21 | 88 | JTF293 | 16 | JTR1332 | 44 | 525 | 120 |
| 600 | Honda | VT600 C Shadow PC16 | 90-98 | JTF296 | 16 | JTR1332 | 44 | 525 | 120 |
| 600 | Honda | VT600 C Shadow (VLX) | 99-07 | JTF296 | 16 | JTR1332 | 44 | 525 | 120 |
| 600 | Honda | VT600 CD Shadow Deluxe | 94-00 | JTF296 | 16 | JTR1332 | 44 | 525 | 120 |
| 600 | Honda | VT600 CD/CD2 Shadow Deluxe | 01-07 | JTF296 | 16 | JTR1332 | 44 | 525 | 120 |
| 600 | Honda | XL600 RD,RE,RF PD03 | 83-87 | JTF281 | 15 | JTR245/2 | 41 | 520 | 104 |
| 600 | Honda | XL600 LM-F PD04 | 85-87 | JTF281 | 15 | JTR245/2 | 40 | 520 | 106 |
| 600 | Honda | XL600 RM-G PD04 | 86-88 | JTF281 | 15 | JTR245/2 | 40 | 520 | 106 |
| 600 | Honda | XL600 VH,VJ Transalp PD06 | 87-88 | JTF293 | 15 | JTR300 | 47 | 525 | 118 |
| 600 | Honda | XL600 V-J,K,L Transalp PD06 | 88-90 | JTF296 | 15 | JTR300 | 47 | 525 | 118 |
| 600 | Honda | XL600 V-M,N,P,R,S,T,V,W,X,Y Transalp PD06 | 91-00 | JTF296 | 15 | JTR300 | 47 | 525 | 120 |
| 650 | Honda | CB650 Z,A,B RC03 | 79-81 | JTF338 | 16 | JTR284 | 40 | 530 | 102 |
| 650 | Honda | CB650 USA | 82 | JTF338 | 17 | JTR284 | 39 | 530 | 102 |
| 650 | Honda | CB650 C RC05 | 81-82 | JTF338 | 16 | JTR284 | 40 | 530 | 104 |
| 650 | Honda | CB650 C USA | 80-81 | JTF338 | 16 | JTR284 | 39 | 530 | 104 |
| 650 | Honda | CB650 CA,CB RC05 Germany | 81-82 | JTF338 | 16 | JTR284 | 39 | 530 | 104 |
| 650 | Honda | CB650 CA,CB Japan | | JTF338 | 17 | JTR284 | 37 | 530 | 104 |
| 650 | Honda | CB650 LC Japan | | JTF338 | 17 | JTR284 | 38 | 530 | |
| 650 | Honda | CB650 Night Hawk | 82-83 | JTF338 | 17 | JTR284 | 38 | 530 | 104 |
| 650 | Honda | CB650 SC Night Hawk | 80-81 | JTF338 | 16 | JTR284 | 39 | 530 | 106 |
| 650 | Honda | CB650 SC Nighthawk USA | 82 | JTF338 | 17 | JTR284 | 39 | 530 | 106 |
| 650 | Honda | CB650 F / FA - E,F,G,H,J | 14-18 | JTF1370 | 15 | JTR1304 | 42 | 525 | 118 |
| 650 | Honda | CBR650 F / FA - E,F,G,H,J | 14-18 | JTF1370 | 15 | JTR1304 | 42 | 525 | 118 |
| 650 | Honda | FMX650 RD12 | 05-08 | JTF308 | 14 | JTR245/3 | 42 | 520 | 110 |
| 650 | Honda | FX650 Vigor RD09 | 99-01 | JTF308 | 14 | JTR245/3 | 43 | 520 | 108 |
| 650 | Honda | NT650 K Hawk GT USA | 88-91 | JTF296 | 16 | JTR1311 | 44 | 525 | 112 |
| 650 | Honda | NTV650 J BRO'S Japan | 88-91 | JTF296 | 16 | JTR1332 | 43 | 525 | 112 |
| 650 | Honda | NTV650 K2 BRO'S Japan | 88-91 | JTF296 | 16 | JTR1311 | 43 | 525 | 112 |
| 650 | Honda | NX650 J Dominator RD02 | 88 | JTF306 | 15 | JTR245/3 | 45 | 520 | 108 |
| 650 | Honda | NX650 K,L Dominator RD02 | 89-90 | JTF308 | 15 | JTR245/3 | 45 | 520 | 108 |
| 650 | Honda | NX650 M,N,P,R Dominator RD02 | 91-94 | JTF308 | 15 | JTR245/3 | 47 | 520 | 110 |
| 650 | Honda | NX650 S,T,V,W,X,Y,R-1 Dominator RD08 | 95-01 | JTF308 | 15 | JTR305 | 46 | 520 | 110 |
| 650 | Honda | SLR650 V,W RD09 | 97-98 | JTF308 | 15 | JTR245/3 | 43 | 520 | 110 |
| 650 | Honda | SLR650 France | 97-98 | JTF308 | 14 | JTR245/3 | 43 | 520 | 110 |
| 650 | Honda | SLR650 X,Y | 99-01 | JTF308 | 14 | JTR245/3 | 43 | 520 | 110 |
| 650 | Honda | XL650 V Transalp RD10/11 | 01-07 | JTF296 | 15 | JTR300 | 48 | 525 | 118 |
| 650 | Honda | XR650 L-P,R,S,T,V,W,X,Y,1,2,3,4,5,6,7,8,9,A,B,C,D,E,F,G,H | 93-17 | JTF1309 | 15 | JTR301 | 45 | 520 | 110 |
| 650 | Honda | XR650 L-J | 18 | JTF1309 | 15 | JTR301 | 45 | 520 | 110 |
| 650 | Honda | XRV650 Africa Twin PD03 | 88-90 | JTF296 | 16 | JTR300 | 49 | 525 | 124 |
| 700 | Honda | CT700 USA | 14-16 | JTF1373 | 16 | JTR1316 | 43 | 520 | 114 |
| 700 | Honda | CT700 D USA | 14-16 | JTF1373 | 16 | JTR1316 | 39 | 520 | 114 |
| 700 | Honda | CT700 N USA | 14-16 | JTF1373 | 16 | JTR1316 | 43 | 520 | 114 |
| 700 | Honda | CT700 ND USA | 14-16 | JTF1373 | 16 | JTR1316 | 39 | 520 | 114 |
| 700 | Honda | CTX700 DCT USA | 14-18 | JTF1373 | 16 | JTR1316 | 39 | 520 | 114 |

| CC | Make | Model | | Year | Front Sprocket | T | Rear Sprocket | T | Pitch | Chain Length | |
|-----|-------|---------------------------------|--------|---------|----------------|---------|---------------|---------|-------|--------------|-----|
| 700 | Honda | CTX700 N DCT | USA | 14-18 | JTF1373 | 16 | JTR1316 | 43 | 520 | 114 | |
| 700 | Honda | NC700 JD | USA | 15-16 | JTF1373 | 16 | JTR1316 | 39 | 520 | 114 | |
| 700 | Honda | NC700 S/SA-C,D | | 12-13 | JTF1373 | 16 | JTR1316 | 43 | 520 | 114 | |
| 700 | Honda | NC700 X/XA-C,D | | 12-13 | JTF1373 | 16 | JTR1316 | 43 | 520 | 114 | |
| 700 | Honda | NC700 X/XA-E,F | USA | 14-15 | JTF1373 | 16 | JTR1316 | 43 | 520 | 114 | |
| 700 | Honda | VF700 F Interceptor | USA | 84-85 | JTF339 | 16 | JTR1334 | 44 | 530 | 110 | |
| 700 | Honda | VFR700 F Interceptor | USA | 86-88 | JTF339 | 16 | JTR1334 | 45 | 530 | 110 | |
| 700 | Honda | XL700 V/VA-8,9,A,B,C,D Transalp | RD13 | 08-13 | JTF296 | 15 | JTR300 | 47 | 525 | 118 | |
| 700 | Honda | NC700 D Integra | | 12-13 | JTF1373 | 16 | JTR1316 | 39 | 520 | 112 | |
| 750 | Honda | CB750 K1-K6 | | 71-76 | JTF288 | 18 | JTR284 | 48 | 530 | 104 | |
| 750 | Honda | CB750 K7 | | 77 | JTF331 | 15 | JTR333 | 41 | 630 | 88 | |
| 750 | Honda | CB750 K/LTD | USA | 79 | JTF330 | 15 | JTR333 | 38 | 630 | 90 | |
| 750 | Honda | CB750 A | USA | 76 | JTF288 | 17 | JTR284 | 48 | 530 | 104 | |
| 750 | Honda | CB750 A | USA | 77-78 | | 15 | JTR333 | 42 | 630 | 88 | |
| 750 | Honda | CB750 F,F1 (4 in 1) | | 77 | JTF288 | 17 | JTR284 | 48 | 530 | 102 | |
| 750 | Honda | CB750 F2 sohc | | 77 | JTF331 | 15 | JTR333 | 41 | 630 | 88 | |
| 750 | Honda | CB750 F2 (4 in 1) | | 78 | JTF331 | 15 | JTR333 | 43 | 630 | 88 | |
| 750 | Honda | CB750 F | USA | 75-76 | JTF288 | 17 | JTR284 | 48 | 530 | 102 | |
| 750 | Honda | CB750 F | USA | 77-78 | JTF331 | 14 | JTR333 | 43 | 630 | 88 | |
| 750 | Honda | CB750 F | USA | 79 | JTF330 | 15 | JTR336 | 38 | 630 | 90 | |
| 750 | Honda | CB750 KZ,FZ | RC01 | 79-80 | JTF330 | 15 | JTR333 | 38 | 630 | 90 | |
| 750 | Honda | CB750 K | USA | 80-82 | JTF339 | 18 | JTR284 | 46 | 530 | 108 | |
| 750 | Honda | CB750 F-B (4 Speed) | | | JTF339 | 18 | JTR284 | 46 | 530 | 108 | |
| 750 | Honda | CB750 F-A,B,C,D, (5 Speed) | | 80-82 | JTF339 | 18 | JTR1334 | 46 | 530 | 108 | |
| 750 | Honda | CB750 CB | RC06 | Germany | 80-81 | JTF339 | 18 | JTR284 | 39 | 530 | 104 |
| 750 | Honda | CB750 F2C,F2D | | | JTF339 | 18 | JTR1334 | 46 | 530 | 108 | |
| 750 | Honda | CB750 F Bol d'Or | | | JTF339 | 18 | JTR1334 | 46 | 530 | 108 | |
| 750 | Honda | CB750 SC Night Hawk | | 82 | JTF339 | 16 | JTR1334 | 46 | 530 | 108 | |
| 750 | Honda | CB750 SC | USA | 82-83 | JTF339 | 18 | JTR1334 | 43 | 530 | 88 | |
| 750 | Honda | CB750 CA,CB | | | JTF339 | 17 | JTR298 | 40 | 530 | 108 | |
| 750 | Honda | CB750 CA,CB,CDB Custom | Japan | | JTF339 | 18 | JTR1334 | 41 | 530 | 106 | |
| 750 | Honda | CB750 C | USA | 80-82 | JTF339 | 18 | JTR284 | 43 | 530 | 106 | |
| 750 | Honda | CB750 Custom | France | | JTF339 | 18 | JTR284 | 45 | 530 | 106 | |
| 750 | Honda | CB750 F | USA | 80-82 | JTF339 | 18 | JTR1334 | 46 | 530 | 108 | |
| 750 | Honda | CB750 M NAS Night Hawk | RC39 | Japan | | JTF1332 | 15 | JTR1332 | 38 | 525 | 110 |
| 750 | Honda | CB750 F2N,F2T | | Japan | | JTF1332 | 15 | JTR1332 | 39 | 525 | 112 |
| 750 | Honda | CB750 F2-N,P,R,S,T,V,W,X,Y | RC42 | | 92-00 | JTF1332 | 15 | JTR1332 | 40 | 525 | 112 |
| 750 | Honda | CB750 F2-1 | | 01-03 | JTF1332 | 15 | JTR1332 | 40 | 525 | 112 | |
| 750 | Honda | CB750 Nighthawk | USA | 91-03 | JTF1332 | 14 | JTR1332 | 38 | 525 | 110 | |
| 750 | Honda | CB750 KA,KB | | | JTF339 | 16 | JTR298 | 40 | 530 | 108 | |
| 750 | Honda | CBR750 FH,FJ Super Aero | RC27 | Japan | | JTF339 | 15 | JTR1334 | 45 | 530 | 116 |
| 750 | Honda | CBX750 FE,FG,F2G | RC17 | | 84-86 | JTF339 | 16 | JTR1334 | 45 | 530 | 114 |
| 750 | Honda | NC750 S/SA-E,F,G,H,I (ABS) | | 14-18 | JTF1373 | 17 | JTR1316 | 43 | 520 | 114 | |
| 750 | Honda | NC750 S DCT | | 14-16 | JTF1373 | 17 | JTR1316 | 39 | 520 | 112 | |
| 750 | Honda | NC750 X/XA-E,F,G,H | | 14-17 | JTF1373 | 17 | JTR1316 | 43 | 520 | 114 | |
| 750 | Honda | NC750 XA-J (ABS) | | 18 | JTF1373 | 17 | JTR1316 | 43 | 520 | 114 | |
| 750 | Honda | NC750 XD-E,F,G,H DCT | | 14-17 | JTF1373 | 17 | JTR1316 | 39 | 520 | 112 | |
| 750 | Honda | NC750 XD-J DCT | | 18 | JTF1373 | 17 | JTR1316 | 39 | 520 | 112 | |
| 750 | Honda | 750 Integra DCT | | 14-16 | JTF1373 | 17 | JTR1316 | 39 | 520 | 112 | |
| 750 | Honda | NC750 J Vultus | | 15-17 | JTF1373 | 17 | JTR1316 | 39 | 520 | 112 | |
| 750 | Honda | NR750 | NC40 | 92 | | 16 | | 40 | 525 | 108 | |
| 750 | Honda | RVF750 R | RC45 | 94-98 | JTF1332 | 17 | JTR312 | 40 | 525 | 108 | |
| 750 | Honda | VF750 FD,FE,FF V45 Interceptor | RC15 | 83-85 | JTF339 | 17 | JTR1334 | 44 | 530 | 110 | |
| 750 | Honda | VF750 F | | 96 | JTF333 | 16 | JTR1334 | 39 | 530 | 120 | |
| 750 | Honda | VFR750 F Interceptor | USA | 86 | JTF339 | 16 | JTR1334 | 45 | 530 | 110 | |
| 750 | Honda | VFR750 F Interceptor | USA | 90-97 | JTF333 | 16 | JTR1340 | 43 | 530 | 112 | |
| 750 | Honda | VF750 C V45 Magna | RC43 | 94-04 | JTF333 | 16 | JTR1334 | 40 | 530 | 118 | |
| 750 | Honda | VF750 CD/CD2 V45 Magna Deluxe | | 95-04 | JTF333 | 16 | JTR1334 | 40 | 530 | 118 | |
| 750 | Honda | VFR750 FG,FH,FJ,FK | RC24 | 86-89 | JTF333 | 16 | JTR1334 | 45 | 530 | 110 | |

| CC | Make | Model | Year | Front Sprocket | T | Rear Sprocket | T | Chain | |
|-----|-------|--|-------------|----------------|---------|---------------|---------|-------|---------|
| | | | | | | | | Pitch | Length |
| 750 | Honda | VFR750 FJ,FK | RC24 France | 88-89 | JTF333 | 16 | JTR1334 | 46 | 530 112 |
| 750 | Honda | VFR750 RJ,RK,RL,RM | RC30 | 88-92 | JTF313 | 16 | JTR312 | 40 | 525 106 |
| 750 | Honda | VFR750 FL,FM,FN,FP,FR,FS,FT,FV,FW | RC36 | 90-98 | JTF333 | 16 | JTR1340 | 43 | 530 112 |
| 750 | Honda | VLX750 Shadow | RC44 Greece | | JTF1372 | 17 | JTR1304 | 42 | 525 122 |
| 750 | Honda | VT750 C,CD Shadow | | 98-03 | JTF1372 | 17 | JTR1304 | 41 | 525 122 |
| 750 | Honda | VT750 CD2 Shadow Deluxe | | 98-03 | JTF1372 | 17 | JTR1304 | 41 | 525 122 |
| 750 | Honda | VT750 C2 Shadow | | 00-03 | JTF1372 | 17 | JTR1304 | 41 | 525 122 |
| 750 | Honda | VT750 C Shadow | | 04-07 | JTF1372 | 17 | JTR1304 | 41 | 525 122 |
| 750 | Honda | VT750 DC Shadow Spirit | | 01-07 | JTF1372 | 17 | JTR1304 | 42 | 525 122 |
| 750 | Honda | VT750 DC Black Widow | | 00-03 | JTF1372 | 17 | JTR1304 | 41 | 525 122 |
| 750 | Honda | VT750 RS Shadow | USA | 10-13 | JTF1372 | 17 | JTR1304 | 38 | 525 112 |
| 750 | Honda | VT750 S | | 11-13 | JTF1372 | 17 | JTR1304 | 38 | 525 112 |
| 750 | Honda | XRV750 Africa Twin | RD04 | 90-92 | JTF314 | 16 | JTR1332 | 46 | 525 124 |
| 750 | Honda | XRV750 Africa Twin | RD07 | 93-03 | JTF314 | 16 | JTR1332 | 45 | 525 124 |
| 750 | Honda | 750 Adv | | 17 | JTF1373 | 17 | JTR1316 | 38 | 520 118 |
| 750 | Honda | 750 X-Adv | | 17-18 | JTF1373 | 17 | JTR1316 | 38 | 520 118 |
| 800 | Honda | VFR800 F1-W,X | RC46 | 98-99 | JTF339 | 17 | JTR1340 | 43 | 530 108 |
| 800 | Honda | VFR800 F1-Y,1 PGM & CBS | RC46 | 00-01 | JTF339 | 17 | JTR1340 | 43 | 530 108 |
| 800 | Honda | VFR800 F1 2-9,A,B,C,D Interceptor VTEC | RC46 | 02-13 | JTF339 | 16 | JTR1340 | 43 | 530 110 |
| 800 | Honda | VFR800 F1 2-9,A,B,C,D Interceptor VTEC (ABS) | RC46 | 02-13 | JTF339 | 16 | JTR1340 | 43 | 530 110 |
| 800 | Honda | VFR800 F-E,F,G,H Interceptor VTEC (ABS) | | 14-17 | JTF1332 | 16 | JTR1346 | 43 | 525 110 |
| 800 | Honda | VFR800 X-B,C,D,E,F,Crossrunner | | 11-14 | JTF339 | 16 | JTR1340 | 43 | 530 116 |
| 800 | Honda | VFR800 X-F,G,H Crossrunner | | 15-17 | JTF1332 | 16 | JTR1346 | 43 | 525 110 |
| 900 | Honda | CB900 F,F2-A,B,C,D | | 79-84 | JTF339 | 17 | JTR1334 | 44 | 530 106 |
| 900 | Honda | CB900 Bol d'Or | | 79-82 | JTF339 | 17 | JTR1334 | 44 | 530 106 |
| 900 | Honda | CB900 F Hornet | | 02-06 | JTF333 | 16 | JTR302 | 43 | 530 114 |
| 900 | Honda | 919 (CB900 F) | USA | 02-07 | JTF333 | 16 | JTR302 | 43 | 530 114 |
| 900 | Honda | CBR900 RR N,P,R,S Fire Blade | SC28 | 92-95 | JTF333 | 16 | JTR302 | 42 | 530 108 |



| CC | Make | Model | Year | Front Sprocket | T | Rear Sprocket | T | Chain | | |
|------|-------|--|---------|----------------|---------|---------------|---------|-------|--------|-----|
| | | | | | | | | Pitch | Length | |
| 900 | Honda | CBR900 RR N,P,R,S Fire Blade | USA | 93-95 | JTF333 | 16 | JTR302 | 43 | 530 | 108 |
| 900 | Honda | CBR900 RR T,V,W,X Fire Blade | SC33 | 96-99 | JTF1370 | 16 | JTR1304 | 42 | 525 | 108 |
| 900 | Honda | CBR900 RR T,V,W,X Fire Blade | USA | 96-99 | JTF1370 | 16 | JTR1304 | 43 | 525 | 108 |
| 900 | Honda | CBR900 RR Fire Blade <<< 520 Chain Conversion | | 92-99 | JTF1269 | 16 | JTR1303 | 42 | 520 | 108 |
| 900 | Honda | CBR900 RR Fire Blade <<< 520 Chain Conversion (Aluminium Rear) | | 92-99 | JTF1269 | 16 | JTA1303 | 42 | 520 | 108 |
| 900 | Honda | CBR900 RR Fire Blade <<< 520 Chain Conversion | USA | 93-99 | JTF1269 | 16 | JTR1303 | 43 | 520 | 108 |
| 900 | Honda | CBR900 RR Fire Blade <<< 520 Chain Conversion (Aluminium Rear) | USA | 93-99 | JTF1269 | 16 | JTA1303 | 43 | 520 | 108 |
| 900 | Honda | CBR900 RR Y,1,2,3 Fire Blade | SC44/50 | 00-03 | JTF333 | 16 | JTR1306 | 42 | 530 | 108 |
| 900 | Honda | CBR900 RR Y,1,2,3 Fire Blade <<< 520 Chain Conversion | | 00-03 | JTF1269 | 16 | JTR1308 | 42 | 520 | 108 |
| 900 | Honda | CBR900 RR Y,1,2,3 Fire Blade <<< 520 Chain Conversion (Aluminium Rear) | | 00-03 | JTF1269 | 16 | JTA1308 | 42 | 520 | 108 |
| 929 | Honda | CBR929 RR Fire Blade | USA | 00-01 | JTF333 | 16 | JTR1306 | 43 | 530 | 108 |
| 929 | Honda | CBR929 RR Fire Blade <<< 520 Chain Conversion | USA | 00-01 | JTF1269 | 16 | JTR1308 | 43 | 520 | 108 |
| 929 | Honda | CBR929 RR Fire Blade <<< 520 Chain Conversion (Aluminium Rear) | USA | 00-01 | JTF1269 | 16 | JTA1308 | 43 | 520 | 108 |
| 954 | Honda | CBR954 RR Fire Blade | USA | 02-03 | JTF333 | 16 | JTR1306 | 43 | 530 | 108 |
| 954 | Honda | CBR954 RR Fire Blade <<< 520 Chain Conversion | USA | 02-03 | JTF1269 | 16 | JTR1308 | 43 | 520 | 108 |
| 954 | Honda | CBR954 RR Fire Blade <<< 520 Chain Conversion (Aluminium Rear) | USA | 02-03 | JTF1269 | 16 | JTA1308 | 43 | 520 | 108 |
| 1000 | Honda | CB1000 FP,FR,FS,FT,FV,FW BIG 1 | SC30 | 93-98 | JTF339 | 17 | JTR1334 | 42 | 530 | 116 |
| 1000 | Honda | CB1000 R/RA-8,9,A,B,C,D,E,F,G (ABS) | SC60A/C | 08-16 | JTF333 | 16 | JTR1340 | 44 | 530 | 116 |
| 1000 | Honda | CB1000 RA-J | | 18 | JTF1332 | 15 | | | 525 | 116 |
| 1000 | Honda | CBF1000 B,C,D,E,F | | 11-15 | JTF333 | 16 | JTR302 | 41 | 530 | 120 |
| 1000 | Honda | CBF1000 F/FA-6,7,8,9,A | SC58 | 06-10 | JTF333 | 16 | JTR302 | 43 | 530 | 120 |
| 1000 | Honda | CBF1000 F-B,C,D,E,F | | 11-15 | JTF333 | 16 | JTR302 | 41 | 530 | 120 |
| 1000 | Honda | CBF1000 F- | | 16 | JTF333 | 16 | JTR302 | 41 | 530 | 120 |
| 1000 | Honda | CBF1000 F- GT | | 16 | JTF333 | 16 | JTR302 | 41 | 530 | 120 |
| 1000 | Honda | CBF1000 FS-A (ABS) | | 10 | JTF333 | 16 | JTR302 | 41 | 530 | 120 |
| 1000 | Honda | CBR1000 FH,FJ Hurricane | SC21 | 87-88 | JTF339 | 17 | JTR1334 | 43 | 530 | 114 |
| 1000 | Honda | CBR1000 FK,FL,FM,FN,FP,FR,FS Hurricane | SC24 | 89-95 | JTF339 | 17 | JTR1334 | 42 | 530 | 114 |
| 1000 | Honda | CBR1000 FT,FV,FW,FX,FY | SC24 | 96-00 | JTF339 | 17 | JTR1334 | 41 | 530 | 114 |
| 1000 | Honda | CBR1000 RR-4,5 Fireblade | SC57 | 04-05 | JTF333 | 16 | JTR1306 | 40 | 530 | 114 |
| 1000 | Honda | CBR1000 RR-4,5 Fireblade <<< 520 Chain Conversion | | 04-05 | JTF1269 | 16 | JTR1308 | 40 | 520 | 114 |
| 1000 | Honda | CBR1000 RR-4,5 Fireblade <<< 520 Chain Conversion (Aluminium Rear) | | 04-05 | JTF1269 | 16 | JTA1308 | 40 | 520 | 114 |
| 1000 | Honda | CBR1000 RR-4,5 Fireblade | USA | 04-05 | JTF333 | 16 | JTR1306 | 41 | 530 | 114 |
| 1000 | Honda | CBR1000 RR-4,5 Fireblade <<< 520 Chain Conversion | USA | 04-05 | JTF1269 | 16 | JTR1308 | 41 | 520 | 114 |
| 1000 | Honda | CBR1000 RR-4,5 Fireblade <<< 520 Chain Conversion (Aluminium Rear) | USA | 04-05 | JTF1269 | 16 | JTA1308 | 41 | 520 | 114 |
| 1000 | Honda | CBR1000 RR-6,7 Fireblade | SC57 | 06-07 | JTF333 | 16 | JTR1306 | 42 | 530 | 114 |
| 1000 | Honda | CBR1000 RR-6,7 Fireblade <<< 520 Chain Conversion | | 06-07 | JTF1269 | 16 | JTR1308 | 42 | 520 | 114 |
| 1000 | Honda | CBR1000 RR-6,7 Fireblade <<< 520 Chain Conversion (Aluminium Rear) | | 06-07 | JTF1269 | 16 | JTA1308 | 42 | 520 | 114 |
| 1000 | Honda | CBR1000 RR-8,9,A,B,C,D,E,F,G Fireblade | SC59 | 08-16 | JTF333 | 16 | JTR1306 | 42 | 530 | 116 |
| 1000 | Honda | CBR1000 RR-8,9,A,B,C,D,E,F,G Fireblade <<< 520 Chain Conversion | | 08-16 | JTF1269 | 16 | JTR1308 | 42 | 520 | 116 |
| 1000 | Honda | CBR1000 RR-8,9,A,B,C,D,E,F,G Fireblade <<< 520 Chain Conversion (Aluminium Rear) | | 08-16 | JTF1269 | 16 | JTA1308 | 42 | 520 | 116 |
| 1000 | Honda | CBR1000 RR-H Fireblade | SC77 | 17 | JTF1370 | 16 | JTR1317 | 43 | 525 | 116 |
| 1000 | Honda | CBR1000 RR-J Fireblade | SC77 | 18 | JTF1370 | 16 | JTR1317 | 43 | 525 | 116 |
| 1000 | Honda | CBR1000 RA-A,B,C,D,E,F,G Fireblade C-ABS | | 10-16 | JTF333 | 16 | JTR1306 | 42 | 530 | 116 |
| 1000 | Honda | CBR1000 RA-A,B,C,D,E,F,G Fireblade C-ABS <<< 520 Chain Conversion | | 10-16 | JTF1269 | 16 | JTR1308 | 42 | 520 | 116 |
| 1000 | Honda | CBR1000 RA-A,B,C,D,E,F,G Fireblade C-ABS <<< 520 Chain Conversion (Aluminium Rear) | | 10-16 | JTF1269 | 16 | JTA1308 | 42 | 520 | 116 |
| 1000 | Honda | CBR1000 RA-H,J Fireblade | SC77 | 17-18 | JTF1370 | 16 | JTR1317 | 43 | 525 | 116 |
| 1000 | Honda | CBR1000 RA-H,J Fireblade <<< 520 Chain Conversion | SC77 | 17-18 | JTF1269 | 16 | JTR1308 | 43 | 525 | 116 |
| 1000 | Honda | CBR1000 RA-H,J Fireblade <<< 520 Chain Conversion (Aluminium Rear) | SC77 | 17-18 | JTF1269 | 16 | JTA1308 | 43 | 525 | 116 |
| 1000 | Honda | CBR1000 RR-G Fireblade SP | | 16 | JTF333 | 16 | JTR1306 | 42 | 530 | 116 |
| 1000 | Honda | CBR1000 RR-G Fireblade SP <<< 520 Chain Conversion | | 16 | JTF1269 | 16 | JTR1308 | 42 | 520 | 116 |
| 1000 | Honda | CBR1000 RR-G Fireblade SP <<< 520 Chain Conversion (Aluminium Rear) | | 16 | JTF1269 | 16 | JTA1308 | 42 | 520 | 116 |

| CC | Make | Model | Year | Front Sprocket | T | Rear Sprocket | T | Chain Pitch | Chain Length |
|------|-------|---|-------|----------------|----|---------------|----|-------------|--------------|
| 1000 | Honda | CBR1000 RR-H Fireblade SP SC77 | 17 | JTF1370 | 16 | JTR1317 | 43 | 525 | 116 |
| 1000 | Honda | CBR1000 RR-H Fireblade SP <<< 520 Chain Conversion | 17 | JTF1269 | 16 | JTR1308 | 43 | 520 | 116 |
| 1000 | Honda | CBR1000 RR-H Fireblade SP <<< 520 Chain Conversion (Aluminium Rear) | 17 | JTF1269 | 16 | JTA1308 | 43 | 520 | 116 |
| 1000 | Honda | CBR1000 S USA | 15-16 | JTF333 | 16 | JTR1306 | 42 | 530 | 116 |
| 1000 | Honda | CBR1000 S <<< 520 Chain Conversion USA | 15-16 | JTF1269 | 16 | JTR1308 | 42 | 520 | 116 |
| 1000 | Honda | CBR1000 S <<< 520 Chain Conversion (Aluminium Rear) USA | 15-16 | JTF1269 | 16 | JTA1308 | 42 | 520 | 116 |
| 1000 | Honda | CBR1000 SP-S1H,S2J | 17-18 | JTF1370 | 16 | JTR1317 | 43 | 525 | 116 |
| 1000 | Honda | CBR1000 SP-S1H,S2J <<< 520 Chain Conversion | 17-18 | JTF1269 | 16 | JTR1308 | 43 | 520 | 116 |
| 1000 | Honda | CBR1000 SP-S1H,S2J <<< 520 Chain Conversion (Aluminium Rear) | 17-18 | JTF1269 | 16 | JTA1308 | 43 | 520 | 116 |
| 1000 | Honda | CBR1000 SP2-S2H,S2J | 17-18 | JTF1370 | 16 | JTR1317 | 43 | 525 | 116 |
| 1000 | Honda | CBR1000 SP2-S2H,S2J <<< 520 Chain Conversion | 17-18 | JTF1269 | 16 | JTR1308 | 43 | 520 | 116 |
| 1000 | Honda | CBR1000 SP2-S2H,S2J <<< 520 Chain Conversion (Aluminium Rear) | 17-18 | JTF1269 | 16 | JTA1308 | 43 | 520 | 116 |
| 1000 | Honda | CBX1000 ZA (CB 1) SC03 | 78-79 | JTF335 | 15 | JTR336 | 35 | 630 | 86 |
| 1000 | Honda | CBX USA | 79 | JTF335 | 15 | JTR336 | 34 | 630 | 84 |
| 1000 | Honda | CBX1000 A ProLink | 80 | JTF340 | 18 | JTR1334 | 42 | 530 | 102 |
| 1000 | Honda | CBX1000 B,C ProLink SC06 | 80-82 | JTF340 | 18 | JTR1334 | 42 | 530 | 108 |
| 1000 | Honda | CRF1000 L-G,H Africa Twin | 16-17 | JTF1370 | 16 | JTR1331 | 42 | 525 | 124 |
| 1000 | Honda | CRF1000 L-J Africa Twin | 18 | JTF1370 | 16 | JTR1331 | 42 | 525 | 124 |
| 1000 | Honda | CRF1000 L2-J Africa Twin Adventure Sport | 18 | JTF1370 | 16 | JTR1331 | 42 | 525 | 124 |
| 1000 | Honda | CRF1000 D-G,H Africa Twin DCT | 16-17 | JTF1370 | 16 | JTR1331 | 42 | 525 | 124 |
| 1000 | Honda | CRF1000 D-J Africa Twin DCT | 18 | JTF1370 | 16 | JTR1331 | 42 | 525 | 124 |
| 1000 | Honda | RC51 (RVT1000R) USA | 00-06 | JTF333 | 16 | JTR1306 | 40 | 530 | 104 |
| 1000 | Honda | RC51 (RVT1000R) <<< 520 Chain Conversion USA | 00-06 | JTF1269 | 16 | JTR1308 | 40 | 520 | 104 |
| 1000 | Honda | VF1000 FE Interceptor | 84 | JTF339 | 17 | JTR1334 | 43 | 530 | 110 |
| 1000 | Honda | VF1000 FF,F2F SC15 | 84-85 | JTF339 | 17 | JTR1334 | 43 | 530 | 114 |
| 1000 | Honda | VF1000 RE,RF,RG SC16 | 84-86 | JTF339 | 17 | JTR1334 | 43 | 530 | 110 |
| 1000 | Honda | VF1000 RF,RG USA | 85-86 | JTF339 | 17 | JTR1334 | 44 | 530 | 110 |
| 1000 | Honda | VTR1000 F Superhawk USA | 98-05 | JTF333 | 16 | JTR302 | 41 | 530 | 102 |
| 1000 | Honda | VTR1000 F-V,W,X,Y,1,2,3,4,5 Fire Storm SC36 | 97-05 | JTF333 | 16 | JTR302 | 41 | 530 | 102 |
| 1000 | Honda | VTR1000 SP-1 SC45 | 00-01 | JTF333 | 16 | JTR1306 | 40 | 530 | 104 |
| 1000 | Honda | VTR1000 SP-1 <<< 520 Chain Conversion | 00-01 | JTF1269 | 16 | JTR1308 | 40 | 520 | 104 |
| 1000 | Honda | VTR1000 SP-2 SC45 | 02-06 | JTF333 | 16 | JTR1306 | 40 | 530 | 106 |
| 1000 | Honda | VTR1000 SP-2 <<< 520 Chain Conversion | 02-06 | JTF1269 | 16 | JTR1308 | 40 | 520 | 106 |
| 1000 | Honda | XL1000 V-X,Y,1,2,3,4,5,6,7,8,9,A,B,C,D Varadero SD01/02 | 99-13 | JTF1370 | 16 | JTR1304 | 47 | 525 | 112 |
| 1100 | Honda | CB1100 RB SC05 | 81 | JTF339 | 17 | JTR1334 | 40 | 530 | 104 |
| 1100 | Honda | CB1100 RC,RD SC08 | 82-83 | JTF339 | 17 | JTR1334 | 39 | 530 | 104 |
| 1100 | Honda | CB1100 F SC11 | 83 | JTF339 | 17 | JTR1334 | 41 | 530 | 106 |
| 1100 | Honda | CB1100 F USA | 83 | JTF339 | 17 | JTR1334 | 42 | 530 | 104 |
| 1100 | Honda | CB1100 SF X-11 SC42 | 00-03 | JTF339 | 17 | JTR302 | 43 | 530 | 110 |
| 1100 | Honda | CB1100 A-D | 13 | JTF339 | 18 | JTR302 | 39 | 530 | 110 |
| 1100 | Honda | CB1100 A-E,F | 14-15 | JTF339 | 18 | JTR302 | 40 | 530 | 110 |
| 1100 | Honda | CB1100 SA-E,F | 14-15 | | 18 | | 40 | 530 | 110 |
| 1100 | Honda | CB1100 EX-E,F,G,H | 15-17 | | 18 | | 40 | 530 | 110 |
| 1100 | Honda | CB1100 EX-J | 18 | | 18 | | 40 | 530 | 110 |
| 1100 | Honda | CB1100 RS-H,J | 17-18 | | 18 | | 40 | 530 | 110 |
| 1100 | Honda | CBR1100 XX-V,W,X,Y,1,2,3,4,5,6,7 Blackbird SC35 | 97-07 | JTF339 | 17 | JTR302 | 44 | 530 | 110 |
| 1300 | Honda | CB X-4 SC38 | 97-99 | JTF339 | 18 | JTR302 | 41 | 530 | 122 |
| 1300 | Honda | CB1300 F-3,4,5,6,7,8,9 SC54 | 03-09 | JTF339 | 18 | JTR302 | 39 | 530 | 114 |
| 1300 | Honda | CB1300 S-6,7,8,9 SC54 | 06-09 | JTF339 | 18 | JTR302 | 39 | 530 | 114 |
| 1300 | Honda | CB1300 S/SA-A,B,C,D | 10-13 | JTF339 | 18 | JTR302 | 39 | 530 | 114 |
| 1300 | Honda | CB1300 Super Four Japan | 03-13 | JTF339 | 18 | JTR302 | 39 | 530 | 114 |
| 1300 | Honda | CB1300 SB Japan | 05-13 | JTF339 | 18 | JTR302 | 39 | 530 | 114 |
| 1300 | Honda | CB1300 ST SC54 Japan | 09-13 | JTF339 | 18 | JTR302 | 39 | 530 | 114 |

Husqvarna Road Bikes

| | | | | | | | | | |
|-----|-----------|---------------|-------|--------|----|--|----|-----|--|
| 701 | Husqvarna | 701 Enduro | 16-17 | | 15 | | 45 | 520 | |
| 701 | Husqvarna | 701 Supermoto | 15-16 | | 15 | | 45 | 520 | |
| 900 | Husqvarna | 900 Nuda | 12 | JTF704 | 17 | | 42 | 525 | |
| 900 | Husqvarna | 900 Nuda R | 12 | JTF704 | 16 | | 42 | 525 | |

| CC | Make | Model | Year | Front Sprocket | T | Rear Sprocket | T | Chain Pitch | Chain Length |
|----------------------------|----------|----------------------------|------------------|----------------|----|---------------|----|-------------|--------------|
| Hyosung Road Bikes | | | | | | | | | |
| 110 | Hyosung | 110 Midas | Greece / SE Asia | JTF428 | 12 | JTR810 | 36 | 428 | |
| 125 | Hyosung | 125 Cruise I | 97 | JTF426 | 14 | JTR810 | 48 | 428 | 126 |
| 125 | Hyosung | 125 Cruise II | 97-98 | JTF410 | 14 | JTR810 | 47 | 428 | 126 |
| 125 | Hyosung | GA125 Cruise II Classic | 99-01 | JTF410 | 14 | JTR810 | 47 | 428 | 126 |
| 125 | Hyosung | GA125 Cruise II De Luxe | 99-01 | JTF410 | 14 | JTR810 | 47 | 428 | 126 |
| 125 | Hyosung | GF125 | 98-03 | JTF410 | 14 | JTR810 | 47 | 428 | 126 |
| 125 | Hyosung | GT125 Naked | 03-15 | JTF410 | 14 | JTR1067 | 52 | 428 | 138 |
| 125 | Hyosung | GT125 R Supersport | 06-14 | JTF410 | 14 | JTR1067 | 52 | 428 | 138 |
| 125 | Hyosung | GT125 Comet | 09 | JTF410 | 14 | JTR1067 | 52 | 428 | 138 |
| 125 | Hyosung | GT125 | 10-12 | JTF410 | 14 | JTR1067 | 52 | 428 | 138 |
| 125 | Hyosung | GT125 R Comet | 09-12 | JTF410 | 14 | JTR1067 | 52 | 428 | 138 |
| 125 | Hyosung | GT125 R EFI | 12 | JTF410 | 14 | JTR1067 | 52 | 428 | 138 |
| 125 | Hyosung | GV125 C Aquila | 01-10 | JTF410 | 13 | JTR810 | 48 | 428 | 138 |
| 125 | Hyosung | GV125 C Aquila Classic | 11-15 | JTF410 | 13 | JTR810 | 48 | 428 | 138 |
| 125 | Hyosung | RT125 Karion | 03-06 | JTF410 | 13 | JTR810 | 48 | 428 | 130 |
| 125 | Hyosung | RT125 Karion D Citytrail | 08-15 | JTF410 | 13 | JTR810 | 48 | 428 | 128 |
| 125 | Hyosung | RX125 D | 07-10 | JTF410 | 14 | JTR810 | 48 | 428 | 132 |
| 125 | Hyosung | RX125 D | 11 | JTF410 | 14 | JTR810 | 48 | 428 | 132 |
| 125 | Hyosung | RX125 SM | 07-10 | JTF410 | 14 | | 46 | 428 | 132 |
| 125 | Hyosung | RX125 SM | 11 | JTF410 | 14 | | 46 | 428 | 132 |
| 125 | Hyosung | XR125 | 99-06 | JTF410 | 14 | JTR810 | 48 | 428 | 132 |
| 125 | Hyosung | XR125 Funduro | 07-08 | JTF410 | 14 | JTR810 | 48 | 428 | 132 |
| 125 | Hyosung | XR125 SM | 07-14 | JTF410 | 14 | JTR810 | 48 | 428 | 132 |
| 250 | Hyosung | GT250 R Sport | 04-08 | JTF1554 | 14 | JTR1068 | 46 | 520 | 112 |
| 250 | Hyosung | GT250 Comet | 06-09 | JTF1554 | 14 | JTR1068 | 46 | 520 | 112 |
| 250 | Hyosung | GT250 Comet FI | 10 | JTF1554 | 14 | JTR1068 | 46 | 520 | 112 |
| 250 | Hyosung | GT250 i Naked EFI | 11-15 | JTF1554 | 14 | JTR1068 | 46 | 520 | 112 |
| 250 | Hyosung | GT250 R Comet | 09 | JTF1554 | 14 | JTR1068 | 46 | 520 | 112 |
| 250 | Hyosung | GT250 R Comet FI | 10 | JTF1554 | 14 | JTR1068 | 46 | 520 | 112 |
| 250 | Hyosung | GT250 R EFI | 11-15 | JTF1554 | 14 | JTR1068 | 46 | 520 | 112 |
| 250 | Hyosung | GV250 Aquila | 04-09 | JTF1554 | 14 | JTR1073 | 46 | 520 | 116 |
| 250 | Hyosung | GV250 Aquila FI Classic | 10-15 | JTF1554 | 14 | JTR1073 | 46 | 520 | 116 |
| 250 | Hyosung | GV250 EFI | 11-12 | JTF1554 | 14 | JTR1073 | 46 | 520 | 116 |
| 650 | Hyosung | GT650 Comet | 04-09 | JTF520 | 15 | JTR1074 | 44 | 525 | 108 |
| 650 | Hyosung | GT650 Comet FI | 10 | JTF520 | 15 | JTR1074 | 44 | 525 | 108 |
| 650 | Hyosung | GT650 Naked / Naked II EFI | 11-15 | JTF520 | 15 | JTR1074 | 44 | 525 | 108 |
| 650 | Hyosung | GT650 R Comet | 09 | JTF520 | 15 | JTR1074 | 44 | 525 | 108 |
| 650 | Hyosung | GT650 R Comet FI | 10 | JTF520 | 15 | JTR1074 | 44 | 525 | 108 |
| 650 | Hyosung | GT650 R EFI | 11-15 | JTF520 | 15 | JTR1074 | 44 | 525 | 108 |
| 650 | Hyosung | GT650 S Comet | 09 | JTF520 | 15 | JTR1074 | 44 | 525 | 108 |
| 650 | Hyosung | GT650 S Comet FI | 10 | JTF520 | 15 | JTR1074 | 44 | 525 | 108 |
| 650 | Hyosung | GT650 S EFI | 11 | JTF520 | 15 | JTR1074 | 44 | 525 | 108 |
| 650 | Hyosung | GT650 Naked | 04-06 | JTF520 | 15 | JTR1074 | 44 | 525 | 108 |
| 650 | Hyosung | GT650 R Sporttouring | 05-08 | JTF520 | 15 | JTR1074 | 44 | 525 | 108 |
| 650 | Hyosung | GT650 S Sport | 05-08 | JTF520 | 15 | JTR1074 | 44 | 525 | 108 |
| Jincheng Road Bikes | | | | | | | | | |
| 125 | Jincheng | 125 Abila | 07-08 | JTF1263 | 14 | JTR810 | 41 | 428 | 116 |
| Kawasaki Road Bikes | | | | | | | | | |
| 50 | Kawasaki | AE50 | 82-83 | JTF249 | 13 | JTR801 | 49 | 420 | 116 |
| 50 | Kawasaki | AE50 | Norway | JTF249 | 13 | JTR801 | 46 | 420 | 116 |
| 50 | Kawasaki | AR50 A1,C2-C10 | 81-98 | JTF249 | 13 | JTR801 | 49 | 420 | 116 |
| 50 | Kawasaki | AR50 A1 | USA | JTF249 | 13 | JTR801 | 46 | 420 | 116 |
| 80 | Kawasaki | AE80 A1-B1 | 81-89 | JTF249 | 15 | JTR801 | 43 | 420 | 114 |
| 80 | Kawasaki | AR80 C1-C5 | 82-87 | JTF249 | 14 | JTR801 | 43 | 420 | 114 |
| 80 | Kawasaki | AR80 C6-C8 | 88-92 | JTF249 | 15 | JTR801 | 43 | 420 | 114 |
| 80 | Kawasaki | AE/AR 80 | France | JTF249 | 15 | JTR801 | 41 | 420 | 114 |

| CC | Make | Model | Year | Front Sprocket | T | Rear Sprocket | T | Chain | | |
|-----|----------|--|------------------|----------------|---------|---------------|---------|-------|--------|-----|
| | | | | | | | | Pitch | Length | |
| 80 | Kawasaki | AE/AR 80 | France | | JTF249 | 15 | JTR801 | 43 | 420 | 118 |
| 80 | Kawasaki | AE80 | Germany | 81-82 | JTF249 | 16 | JTR801 | 41 | 420 | 114 |
| 80 | Kawasaki | AR80 | Germany | 81-82 | JTF249 | 15 | JTR801 | 41 | 420 | 114 |
| 90 | Kawasaki | KM90 A6 | | 77 | JTF418 | 14 | JTR802 | 37 | 428 | 98 |
| 100 | Kawasaki | KC100 | | | JTF418 | 14 | JTR810 | 37 | 428 | 104 |
| 100 | Kawasaki | KC100 C1-C4 | | 80-86 | JTF418 | 14 | JTR802 | 37 | 428 | 104 |
| 100 | Kawasaki | KE100 A5-A10 | | 79-81 | JTF417 | 15 | JTR802 | 42 | 428 | 110 |
| 100 | Kawasaki | KE100 A5-A10 | USA | 76-81 | JTF1263 | 15 | JTR802 | 42 | 428 | 110 |
| 100 | Kawasaki | KE100 B1-B20 | | 82-01 | JTF418 | 15 | JTR802 | 39 | 428 | 112 |
| 100 | Kawasaki | KE100 B1-B20 | USA | 82-01 | JTF1263 | 15 | JTR802 | 40 | 428 | 112 |
| 100 | Kawasaki | KE100 | Norway | 80- | JTF418 | 14 | JTR802 | 46 | 428 | 112 |
| 100 | Kawasaki | KH100 A2-A4 (EL) | | 78-81 | JTF418 | 14 | JTR802 | 39 | 428 | 106 |
| 100 | Kawasaki | KH100 B7-B8 | USA | 76-77 | JTF1263 | 14 | JTR802 | 37 | 428 | 110 |
| 100 | Kawasaki | KH100 G2-G4 (EX) | | 80-83 | JTF418 | 14 | JTR802 | 37 | 428 | 106 |
| 100 | Kawasaki | KH100 G5-G8 (EX) (6 Holes) | | 84-92 | JTF418 | 14 | JTR458 | 37 | 428 | 106 |
| 100 | Kawasaki | KH100 G9,G10 (EX) (6 Holes) | | 93-94 | JTF418 | 14 | JTR458 | 36 | 428 | 106 |
| 100 | Kawasaki | KH100 ES | Norway | 77- | JTF418 | 14 | JTR802 | 43 | 428 | 108 |
| 100 | Kawasaki | KM100 A4-A6 | | 78-82 | JTF418 | 14 | JTR802 | 37 | 428 | 110 |
| 100 | Kawasaki | KM100 A1-A7 | USA | 76-82 | JTF1263 | 14 | JTR802 | 36 | 428 | 96 |
| 100 | Kawasaki | KV100 A8-A12,B11-B14 | | 77-88 | | 15 | JTR802 | 42 | 428 | 110 |
| 100 | Kawasaki | KZR100 | Indonesia | | JTF505 | 14 | JTR802 | 47 | 428 | 108 |
| 100 | Kawasaki | MAX100 | Greece | | JTF249 | 15 | JTR801 | 39 | 420 | 100 |
| 100 | Kawasaki | Modenas 100 | Indonesia | | JTF505 | 13 | JTR802 | 44 | 428 | |
| 100 | Kawasaki | Modenas 100 | Indonesia | | JTF505 | 14 | JTR802 | 47 | 428 | |
| 115 | Kawasaki | 115 Kaze-R | Greece / SE Asia | 00- | JTF505 | 14 | JTR802 | 42 | 428 | 108 |
| 125 | Kawasaki | AR125 LC A1-A8,B1-B7 | | 82-93 | JTF417 | 14 | JTR468 | 36 | 428 | 116 |
| 125 | Kawasaki | AR125 LC B8 | | 94 | JTF417 | 15 | JTR468 | 36 | 428 | 116 |
| 125 | Kawasaki | AX125 AX Athlete | Greece / SE Asia | 13- | JTF505 | 14 | JTR468 | 36 | 428 | 104 |
| 125 | Kawasaki | BN125 A1-A8,A6F,A7F Eliminator | | 98-07 | JTF417 | 15 | JTR468 | 46 | 428 | 132 |
| 125 | Kawasaki | BN125 A9F Eliminator | | 09 | JTF417 | 15 | JTR468 | 46 | 428 | 132 |
| 125 | Kawasaki | KDX125 SR | | 90-99 | JTF417 | 15 | JTR459 | 52 | 428 | 132 |
| 125 | Kawasaki | KE125 A4-A12 | | 76-87 | JTF418 | 14 | JTR471 | 50 | 428 | 118 |
| 125 | Kawasaki | KH125 A1-A4 | | 77-82 | JTF418 | 14 | JTR810 | 47 | 428 | 112 |
| 125 | Kawasaki | KH125 L1,K1-K10 (EX) (6Holes) | | 83-98 | JTF418 | 14 | JTR458 | 36 | 428 | 110 |
| 125 | Kawasaki | KLX125 A1-A3,A6F | | 03-06 | JTF409 | 14 | JTR797 | 51 | 428 | 122 |
| 125 | Kawasaki | KLX125 L B1-B3,B6F | | 03-06 | JTF409 | 14 | JTR797 | 57 | 428 | 130 |
| 125 | Kawasaki | KLX125 CAF,CBF,CDF,CEF,CFF | | 10-14 | JTF273 | 14 | JTR1466 | 47 | 428 | 124 |
| 125 | Kawasaki | KLX125 DAF,DBF,DDF D-Tracker | | 10-13 | JTF273 | 14 | JTR1466 | 44 | 428 | 122 |
| 125 | Kawasaki | KMX125 A1-A5,B1-B12 | | 86-03 | JTF417 | 14 | JTR463 | 48 | 428 | 124 |
| 125 | Kawasaki | KS125 | | | JTF418 | 14 | JTR471 | 50 | 428 | 118 |
| 125 | Kawasaki | Z125 | Greece / SE Asia | | JTF1263 | 14 | JTR838 | 43 | 428 | 122 |
| 125 | Kawasaki | Z125 Pro (BR125) JHF, JHFA.JJF.JJFA.JJFB | | 17-18 | JTF1540 | 14 | JTR801 | 30 | 420 | 124 |
| 125 | Kawasaki | 125 Joy-R | Greece / SE Asia | | JTF249 | 15 | JTR801 | 36 | 420 | 102 |
| 125 | Kawasaki | ZX130 | Greece / SE Asia | | JTF249 | 14 | JTR801 | 42 | 420 | 108 |
| 125 | Kawasaki | ZX130 >>> 428 Chain Conversion | Greece / SE Asia | | JTF505 | 14 | JTR802 | 42 | 428 | 108 |
| 175 | Kawasaki | KD175 A1-A4 | USA | 76-79 | JTF1263 | 14 | JTR471 | 48 | 428 | 120 |
| 175 | Kawasaki | KE175 B1-B3 | | 76-78 | JTF418 | 14 | JTR471 | 45 | 428 | 118 |
| 175 | Kawasaki | KE175 B1-B3 | USA | 76-78 | JTF1263 | 14 | JTR471 | 48 | 428 | 120 |
| 175 | Kawasaki | KE175 D1-D2 | | 79-80 | JTF418 | 14 | JTR469 | 44 | 428 | 118 |
| 175 | Kawasaki | KE175 D3-D5 | | 81-83 | JTF418 | 14 | JTR469 | 44 | 428 | 116 |
| 175 | Kawasaki | KE175 D2-D5 | USA | 80-83 | JTF1263 | 14 | JTR469 | 44 | 428 | 116 |
| 175 | Kawasaki | KS175 | | | JTF418 | 15 | JTR471 | 45 | 428 | 118 |
| 175 | Kawasaki | KV175 A1-A9 | | 81-89 | JTF1263 | 14 | JTR469 | 53 | 428 | 122 |
| 200 | Kawasaki | KMX200 A2-A3 | | 88-92 | JTF417 | 16 | JTR463 | 50 | 428 | 126 |
| 200 | Kawasaki | KZ200 A1-A2 | USA | 78-79 | JTF569 | 15 | JTR473 | 40 | 520 | 98 |
| 200 | Kawasaki | KZ200 A1A | USA | 78 | JTF569 | 15 | JTR473 | 40 | 520 | 98 |
| 200 | Kawasaki | Z200 A1-A6 | | 77-83 | JTF569 | 15 | JTR473 | 40 | 520 | 98 |

| CC | Make | Model | Year | Front Sprocket | T | Rear Sprocket | T | Chain Pitch | Chain Length | |
|-----|----------|---|--------|----------------|---------|---------------|---------|-------------|--------------|-----|
| 250 | Kawasaki | BR250 A1 | 86 | JTF516 | 15 | | | 520 | 100 | |
| 250 | Kawasaki | EL250 Chopper | 88-90 | JTF516 | 14 | JTR1486 | 44 | 520 | 106 | |
| 250 | Kawasaki | EL250 Eliminator Chopper | 91-96 | JTF516 | 14 | JTR1486 | 44 | 520 | 114 | |
| 250 | Kawasaki | EL 250 (EL252 F2) | 97-03 | JTF516 | 14 | JTR1486 | 40 | 520 | 112 | |
| 250 | Kawasaki | BJ Estrella 250 A2,A3,C2 | 95-97 | JTF512 | 15 | JTR487 | 38 | 520 | 102 | |
| 250 | Kawasaki | BJ Estrella 250 | 98-00 | JTF512 | 15 | JTR487 | 38 | 520 | 102 | |
| 250 | Kawasaki | EX250 E1-E2 Ninja | USA | 86-87 | JTF516 | 14 | JTR1486 | 42 | 520 | 104 |
| 250 | Kawasaki | EX250 F2-F19,F6F,F7F Ninja 250 R | USA | 88-07 | JTF516 | 14 | JTR486 | 45 | 520 | 106 |
| 250 | Kawasaki | EX250R J8F,J9F,JAF,JBF,JBFA,JCF,JCFA Ninja 250 R | USA | 08-12 | JTF1539 | 14 | JTR486 | 45 | 520 | 106 |
| 250 | Kawasaki | EX250R K8F,K9F,KAF,KBF,KCF Ninja 250 R | 08-12 | JTF1539 | 14 | JTR486 | 43 | 520 | 106 | |
| 250 | Kawasaki | 250 Ninja R | Japan | 08-12 | JTF1539 | 14 | JTR486 | 43 | 520 | 106 |
| 250 | Kawasaki | 250 Ninja | Japan | 13-17 | JTF1539 | 14 | JTR486 | 44 | 520 | 108 |
| 250 | Kawasaki | EX250R Ninja 250 R Special Edition | 12 | JTF1539 | 14 | JTR486 | 43 | 520 | 106 | |
| 250 | Kawasaki | GPZ250 C1,C2,C3 Belt Drive Conversion | 83-85 | JTF424 | 15 | JTR476 | 35 | 530 | 98 | |
| 250 | Kawasaki | GPZ250 R (EX250E1-E2) | 86-87 | JTF516 | 14 | JTR486 | 42 | 520 | 104 | |
| 250 | Kawasaki | GPX250 R (EX250F2-F4,F6-F19) | 88-05 | JTF516 | 14 | JTR486 | 45 | 520 | 106 | |
| 250 | Kawasaki | GPX250 R (EX250F,G,R-2) | Japan | | JTF516 | 14 | JTR486 | 45 | 520 | 106 |
| 250 | Kawasaki | KE250 B1-B3 | USA | 77-79 | JTF507 | 14 | JTR1458 | 39 | 520 | 98 |
| 250 | Kawasaki | KH250 A5,A6 | USA | 76-77 | JTF506 | 14 | JTR474 | 48 | 525 | 108 |
| 250 | Kawasaki | KH250 S1,B3-B5 | | 75-82 | JTF506 | 14 | JTR474 | 48 | 525 | 108 |
| 250 | Kawasaki | KL250 A1-A2 | | 77-78 | JTF569 | 15 | JTR1458 | 40 | 520 | 96 |
| 250 | Kawasaki | KL250 A3-A4,C1-C2 | | 79-85 | JTF569 | 14 | JTR475 | 40 | 520 | 96 |
| 250 | Kawasaki | KL250 D2-D22 (KLR250) | | 84-05 | JTF516 | 15 | JTR475 | 44 | 520 | 104 |
| 250 | Kawasaki | KL250 G4-G7 Super Sherpa | USA | 00-03 | JTF569 | 14 | | 43 | 520 | 102 |
| 250 | Kawasaki | KL250 G9F Super Sherpa | USA | 09 | JTF569 | 14 | | 43 | 520 | 102 |
| 250 | Kawasaki | KLX250 R E1,E2,E3 | | 91-95 | JTF569 | 14 | JTR460 | 42 | 520 | 108 |
| 250 | Kawasaki | KLX250 G1,G2 | | 94-98 | JTF569 | 14 | JTR460 | 42 | 520 | 108 |
| 250 | Kawasaki | KLX250 | Japan | 98-16 | JTF569 | 14 | JTR460 | 42 | 520 | 106 |
| 250 | Kawasaki | KLX250 ES | Japan | 94-97 | JTF569 | 14 | JTR460 | 42 | 520 | 106 |
| 250 | Kawasaki | KLX250 SR | Japan | 93-97 | JTF569 | 14 | JTR460 | 42 | 520 | 106 |
| 250 | Kawasaki | KLX250 R E1,E2,E3,G1 | France | 93-97 | JTF569 | 14 | JTR460 | 42 | 520 | 106 |
| 250 | Kawasaki | KLX250 R F1,F2,F3,F4 | Japan | 93-97 | JTF569 | 14 | JTR460 | 42 | 520 | 106 |
| 250 | Kawasaki | KLX250 R D1,D2,D3,D4 | | 93-99 | JTF569 | 14 | JTR460 | 50 | 520 | 110 |
| 250 | Kawasaki | KLX250 S H6F,H7F | | 06-07 | JTF516 | 14 | JTR460 | 42 | 520 | 106 |
| 250 | Kawasaki | KLX250 S T9F,TAf,TBF,TCF,TDF,TEf,TFF | | 09-15 | JTF516 | 14 | JTR460 | 42 | 520 | 106 |
| 250 | Kawasaki | KLX250 SF W9F,WAF | | 09-10 | JTF516 | 14 | JTR460 | 39 | 520 | 104 |
| 250 | Kawasaki | KLX250 S9F,SAF,SBF,SCF,SDF,SEF,SFF,SGF,SHF | | 09-17 | JTF516 | 14 | JTR460 | 42 | 520 | 106 |
| 250 | Kawasaki | KR250 A1-A2 | | 84-85 | | | JTR486 | 38 | 520 | 98 |
| 250 | Kawasaki | KR250 B2 (KR1) | | 89 | JTF516 | 15 | JTR472 | 40 | 520 | 106 |
| 250 | Kawasaki | KR250 C2-C3 (KR1S) | | 90-92 | JTF516 | 15 | JTR472 | 41 | 520 | 108 |
| 250 | Kawasaki | KV250 A3,A4 | | 85-86 | JTF569 | 14 | JTR475 | 44 | 520 | 98 |
| 250 | Kawasaki | KZ250 D1,LTD,D2,CSR | USA | 80-81 | JTF569 | 15 | JTR473 | 37 | 520 | 102 |
| 250 | Kawasaki | S1 250 B | | 73-75 | JTF506 | 14 | JTR474 | 48 | 525 | 104 |
| 250 | Kawasaki | Z250 J1 | | | JTF513 | 15 | JTR476 | 35 | 530 | 98 |
| 250 | Kawasaki | Z250 A1-A2,B1 | | 78-80 | JTF424 | 15 | JTR476 | 35 | 530 | 98 |
| 250 | Kawasaki | Z250 A3,A4,B2 | | 81-82 | JTF513 | 15 | JTR476 | 35 | 530 | 98 |
| 250 | Kawasaki | Z250 C1-C2,G1-G2,LTD | | 81-83 | JTF569 | 15 | JTR473 | 37 | 520 | 102 |
| 250 | Kawasaki | Z 250 SL (BX250 AFF) Ninja KRT | | 15-16 | JTF1539 | 14 | JTR486 | 42 | 520 | |
| 250 | Kawasaki | Z250 | Japan | 13-17 | JTF1539 | 14 | JTR486 | 44 | 520 | 108 |
| 250 | Kawasaki | ZR250 A1-A5 Balius | Japan | 91-96 | JTF516 | 14 | JTR472 | 48 | 520 | 110 |
| 250 | Kawasaki | ZXR250 C1,C2,C3,D1 | Japan | | JTF516 | 14 | JTR472 | 48 | 520 | 110 |
| 250 | Kawasaki | ZZR250 (EX250) | | 90-03 | JTF516 | 14 | JTR486 | 47 | 520 | 108 |
| 250 | Kawasaki | 250 D-Tracker | Japan | 98-07 | JTF516 | 14 | JTR460 | 39 | 520 | 104 |
| 250 | Kawasaki | 250 D-Tracker X | Japan | 08-16 | JTF516 | 14 | JTR460 | 39 | 520 | 104 |
| 300 | Kawasaki | EX300 ADF,ADFA,AEF,AEFA,AGF,AGFA Ninja 300 | | 13-17 | JTF1539 | 14 | JTR486 | 42 | 520 | 106 |
| 300 | Kawasaki | EX300 AES,AESA,AFF,AFFA,AGF,AGFA Ninja 300 SE | | 14-16 | JTF1539 | 14 | JTR486 | 42 | 520 | 106 |
| 300 | Kawasaki | EX300 BDF,BDFA,BEF,BEFA,BFF,BFFA Ninja 300 ABS SE | | 13-15 | JTF1539 | 14 | JTR486 | 42 | 520 | 106 |
| 300 | Kawasaki | EX300 BGF,BGFA,BHF,BHFA Ninja 300 ABS SE | | 16-17 | JTF1539 | 14 | JTR486 | 42 | 520 | 106 |
| 300 | Kawasaki | EX300 BGF,BGFA Ninja 300 ABS KRT Edition | | 16-17 | JTF1539 | 14 | JTR486 | 42 | 520 | 106 |

| CC | Make | Model | Year | Front Sprocket | T | Rear Sprocket | T | Chain Pitch | Chain Length |
|-----|----------|--|---------------|----------------|----|---------------|----|-------------|--------------|
| 300 | Kawasaki | EX300 Ninja 300 ABS Winter Test Edition | 16-17 | JTF1539 | 14 | JTR486 | 42 | 520 | 106 |
| 300 | Kawasaki | KLE300 BHF Versys-X | 17 | JTF1539 | 14 | JTR486 | 46 | 520 | 112 |
| 300 | Kawasaki | KLE300 CHF,CJF Versys-X (ABS) | 17-18 | JTF1539 | 14 | JTR486 | 46 | 520 | 112 |
| 300 | Kawasaki | KLX300 A2,A3,A4,A5,A6,A7 (KLX300R) | 97-02 | JTF569 | 14 | JTR460 | 50 | 520 | 110 |
| 300 | Kawasaki | KLX300 A8,A9,A10,A6F,A7F (KLX300R) | 03-07 | JTF565SC | 14 | JTR460 | 50 | 520 | 110 |
| 300 | Kawasaki | KLX300 R B1 | France 97 | JTF569 | 14 | JTR460 | 50 | 520 | 110 |
| 300 | Kawasaki | Z300 | 15-17 | JTF1539 | 14 | JTR486 | 42 | 520 | 106 |
| 305 | Kawasaki | GPZ305 (EX305A1) | 83 | JTF513 | 15 | JTR476 | 33 | 530 | 100 |
| 305 | Kawasaki | KZ305 A1,A2 (CSR) | USA 81-82 | JTF513 | 15 | JTR476 | 33 | 530 | 100 |
| 400 | Kawasaki | EX400 GJF,GJFA Ninja | 18 | JTF1539 | 14 | JTR486 | 41 | 520 | |
| 400 | Kawasaki | KH400 S3 | 76-77 | JTF508 | 15 | JTR476 | 41 | 530 | 104 |
| 400 | Kawasaki | KLX400 B1 (KLX400 R) | 03 | JTF432SC | 14 | JTR808 | 47 | 520 | 112 |
| 400 | Kawasaki | KLX400 A1 (KLX400 SR) | 03 | JTF432SC | 15 | JTR808 | 44 | 520 | 112 |
| 400 | Kawasaki | KLE400 A1-A4 | Japan 91-94 | JTF512 | 16 | JTR487 | 44 | 520 | 108 |
| 400 | Kawasaki | KLE400 A6 | Japan 99 | JTF512 | 16 | JTR487 | 44 | 520 | 108 |
| 400 | Kawasaki | KH400 A3/A4/A5 | USA 76-78 | JTF508 | 15 | JTR476 | 41 | 530 | 104 |
| 400 | Kawasaki | KZ400 A1/A2(Deluxe) | USA 77-78 | JTF509 | 15 | JTR476 | 45 | 530 | 100 |
| 400 | Kawasaki | KZ400 B1,B2 | USA 78-79 | JTF509 | 15 | JTR476 | 45 | 530 | 100 |
| 400 | Kawasaki | KZ400 C1 | USA 78 | JTF509 | 15 | JTR476 | 45 | 530 | 100 |
| 400 | Kawasaki | KZ400 D1,D2,D3,D4 | USA 74-77 | JTF509 | 15 | JTR476 | 45 | 530 | 100 |
| 400 | Kawasaki | KZ400 S1,S2,S3 | USA 75-77 | JTF509 | 15 | JTR476 | 45 | 530 | 100 |
| 400 | Kawasaki | KZ400 H1(LTD) | USA 79 | JTF509 | 15 | JTR476 | 45 | 530 | 104 |
| 400 | Kawasaki | Z400 D1-D4 (2 Cyl) | 74-79 | JTF509 | 15 | JTR476 | 44 | 530 | 100 |
| 400 | Kawasaki | Z400 B1-B2,G1,H, LTD (2 Cyl) | 78-80 | JTF509 | 15 | JTR476 | 45 | 530 | 100 |
| 400 | Kawasaki | Z400 J1-J3 (4 Cyl) (KZ400J) | 80-83 | JTF513 | 16 | JTR481 | 40 | 530 | 100 |
| 400 | Kawasaki | ZR400 A1,B1 (Z400F) | 83-85 | JTF513 | 16 | JTR488 | 40 | 530 | 104 |
| 400 | Kawasaki | ZR400 C1,C2,C3,C4 Zephyr | Japan 89-95 | JTF512 | 16 | JTR486 | 41 | 520 | 108 |
| 400 | Kawasaki | ZR400 Zephyr X | Japan 97-08 | JTF512 | 16 | JTR486 | 42 | 520 | 108 |
| 400 | Kawasaki | ZRX400 II | Japan 94-97 | JTF1515 | 15 | | 43 | 525 | 106 |
| 400 | Kawasaki | ZX400 C2 (Z400F2) | 84-87 | JTF512 | 16 | JTR1478 | 38 | 520 | 106 |
| 400 | Kawasaki | GPZ400 (KZ400M) | Germany 83 | JTF513 | 16 | JTR488 | 40 | 530 | 106 |
| 400 | Kawasaki | GPZ400 | 27PS 84-97 | JTF512 | 16 | JTR1478 | 42 | 520 | 106 |
| 400 | Kawasaki | GPZ400 | 49PS 84-87 | JTF512 | 16 | JTR1478 | 38 | 520 | 104 |
| 400 | Kawasaki | GPZ400 R (ZX400D) | Japan | JTF512 | 15 | JTR486 | 39 | 520 | 102 |
| 400 | Kawasaki | GPZ400 S (EX400A3,A4) | Japan | JTF512 | 16 | JTR486 | 42 | 520 | 104 |
| 400 | Kawasaki | GPX400 R (ZX400F) | Japan | JTF512 | 15 | JTR1486 | 40 | 520 | 102 |
| 400 | Kawasaki | ZR400 D1 Xanthus | Japan | JTF512 | 15 | JTR1490 | 46 | 520 | 108 |
| 400 | Kawasaki | ZZR400 (ZX400K1,K2,K3) | Japan | JTF513 | 14 | JTR499 | 49 | 530 | 112 |
| 400 | Kawasaki | ZZR400 (ZX400M) | Japan | JTF513 | 15 | JTR499 | 52 | 530 | 114 |
| 400 | Kawasaki | ZZR400 (ZX400N1,N2,N3) | Japan | JTF513 | 15 | JTR499 | 52 | 530 | 114 |
| 400 | Kawasaki | ZXR400 H2,L1-L9 (ZX-4) | 88-02 | JTF512 | 15 | JTR478 | 45 | 520 | 110 |
| 400 | Kawasaki | ZX-4 (ZX400G) | Japan 87-88 | JTF512 | 15 | JTR1490 | 44 | 520 | 106 |
| 400 | Kawasaki | ZXR400 R (ZX400H1) | Japan 89-90 | JTF512 | 15 | JTR1490 | 45 | 520 | 108 |
| 400 | Kawasaki | ZXR400 R (ZX400J1) | Japan | JTF512 | 16 | JTR1490 | 44 | 520 | 108 |
| 400 | Kawasaki | ZXR400 R (ZX400J2) | Japan | JTF512 | 16 | JTR478 | 45 | 520 | 108 |
| 400 | Kawasaki | 400 Ninja | Japan 14-17 | JTF565 | 15 | JTR478 | 46 | 520 | 114 |
| 400 | Kawasaki | 400 Ninja R | Japan 14-17 | JTF565 | 15 | JTR478 | 46 | 520 | 114 |
| 440 | Kawasaki | KZ440 LTD A1-A4 | USA 80-83 | JTF509 | 15 | JTR476 | 45 | 530 | 104 |
| 440 | Kawasaki | KZ440 B1,B2 | USA 80-81 | JTF509 | 15 | JTR476 | 45 | 530 | 100 |
| 440 | Kawasaki | KZ440 K1,D2,D3,D4,D5,D6 (LTD) | USA 80-85 | JTF509 | 15 | JTR476 | 45 | 530 | 104 |
| 440 | Kawasaki | Z440 C1/2 | 80-81 | JTF509 | 15 | JTR476 | 44 | 530 | 104 |
| 440 | Kawasaki | Z440 C1/2 | Germany 80-81 | JTF509 | 15 | JTR476 | 45 | 530 | 100 |
| 440 | Kawasaki | Z440 C1/2 Fine Spline | 80-81 | JTF513 | 15 | JTR476 | 44 | 530 | 104 |
| 440 | Kawasaki | Z440 A1-A3, D4-D6, LTD | 80-85 | JTF509 | 15 | JTR476 | 45 | 530 | 104 |
| 440 | Kawasaki | Z440 H1/2 | | JTF509 | 15 | JTR476 | 43 | 530 | 102 |
| 440 | Kawasaki | Z440 H1/2 Fine Spline | | JTF513 | 15 | JTR476 | 43 | 530 | 102 |
| 450 | Kawasaki | KLX450 R A8F,A9F,AAF,ABF,ACF,ADF,AEF,AHF,AJF | 08-18 | JTF1565SC | 13 | JTR460 | 50 | 520 | 114 |
| 500 | Kawasaki | EN500 C1-C10 Vulcan | 96-05 | JTF512 | 16 | JTR1490 | 42 | 520 | 110 |
| 500 | Kawasaki | EN500 C6F,C7F,C8F,C9F Vulcan 500 Ltd | 06-09 | JTF512 | 16 | JTR1490 | 42 | 520 | 110 |

| CC | Make | Model | Year | Front Sprocket | T | Rear Sprocket | T | Chain | |
|-----|----------|---|--------------|----------------|----|---------------|----|-------|--------|
| | | | | | | | | Pitch | Length |
| 500 | Kawasaki | EN500 C1,C2 Classic | France 96-97 | JTF512 | 16 | | 42 | 520 | 110 |
| 500 | Kawasaki | ER500 A1,A2,A3,A4,C1,C2,C3,C4 (ER-5) | 97-06 | JTF512 | 17 | JTR486 | 42 | 520 | 106 |
| 500 | Kawasaki | ER-5 Twister (35ps) & (50ps) | 99 | JTF512 | 17 | JTR486 | 42 | 520 | 106 |
| 500 | Kawasaki | EX500 D6F,D7F,D8F,D9F Ninja 500R | 06-09 | JTF512 | 16 | JTR486 | 41 | 520 | 104 |
| 500 | Kawasaki | GPZ500 S (EX500A1-A6) | 87-93 | JTF512 | 16 | JTR486 | 42 | 520 | 104 |
| 500 | Kawasaki | GPZ500 S (EX500D1-D12) | 94-05 | JTF512 | 16 | JTR486 | 41 | 520 | 104 |
| 500 | Kawasaki | GPZ500 R | 88- | JTF513 | 15 | JTR479 | 42 | 530 | 104 |
| 500 | Kawasaki | GPX500 R | 88- | JTF513 | 15 | JTR479 | 42 | 530 | 104 |
| 500 | Kawasaki | KH500 | 72-75 | JTF508 | 16 | JTR481 | 45 | 530 | 106 |
| 500 | Kawasaki | KH500 A1,H1,D,E,F | USA 73-76 | JTF508 | 15 | JTR481 | 45 | 530 | 106 |
| 500 | Kawasaki | KH500 | France 72-75 | JTF508 | 15 | JTR481 | 42 | 530 | 106 |
| 500 | Kawasaki | KLE500 A1-A6 | 91-96 | JTF512 | 16 | JTR487 | 44 | 520 | 108 |
| 500 | Kawasaki | KLE500 A7-A14 | 97-05 | JTF512 | 17 | JTR487 | 46 | 520 | 110 |
| 500 | Kawasaki | KLE500 B6F,B7F | 06-07 | JTF512 | 17 | JTR487 | 44 | 520 | 110 |
| 500 | Kawasaki | KLR500 | 88 | JTF516 | 15 | JTR487 | 47 | 520 | 106 |
| 500 | Kawasaki | Z500 B1-B2 | 79-80 | JTF513 | 16 | JTR476 | 40 | 530 | 100 |
| 500 | Kawasaki | Z500 B3 (6 Speed) | 81 | JTF513 | 16 | JTR488 | 40 | 530 | 100 |
| 500 | Kawasaki | ZZR500 | 90-96 | JTF519 | 15 | JTR499 | 48 | 530 | 110 |
| 550 | Kawasaki | GPZ550 (Z550D1) Twin Shock | 81 | JTF513 | 16 | JTR488 | 38 | 530 | 100 |
| 550 | Kawasaki | GPZ550 (ZX550H1-H2) Unitrack | 82-83 | JTF513 | 16 | JTR488 | 38 | 530 | 104 |
| 550 | Kawasaki | GPZ550 (ZX550A1-A6) Unitrack | 84-92 | JTF512 | 16 | JTR1478 | 38 | 520 | 104 |
| 550 | Kawasaki | KZ550 A1-A4 | USA 80-83 | JTF513 | 16 | JTR481 | 40 | 530 | 100 |
| 550 | Kawasaki | KZ550 C1-C4 (LTD) | USA 80-83 | JTF513 | 16 | JTR488 | 38 | 530 | 100 |
| 550 | Kawasaki | KZ550 D1 (GPz) | USA 81 | JTF513 | 16 | JTR488 | 38 | 530 | 100 |
| 550 | Kawasaki | KZ550 H1,H2 (GPz) | USA 82-83 | JTF513 | 16 | JTR488 | 38 | 530 | 104 |
| 550 | Kawasaki | Z550 B1-B2 | 79-80 | JTF513 | 16 | JTR476 | 40 | 530 | 100 |
| 550 | Kawasaki | Z550 A1-A3 | 80-83 | JTF513 | 16 | JTR481 | 40 | 530 | 100 |
| 550 | Kawasaki | Z550 C1-C3,LTD | 81-83 | JTF513 | 16 | JTR488 | 38 | 530 | 100 |
| 550 | Kawasaki | ZR550 A1,A2 (Z550F) | 80-83 | JTF513 | 16 | JTR488 | 38 | 530 | 104 |
| 550 | Kawasaki | ZR550 B2-B8 Zephyr | 91-00 | JTF512 | 16 | JTR486 | 38 | 520 | 106 |
| 550 | Kawasaki | ZR550 B1-B4 Zephyr | USA 90-94 | JTF512 | 16 | JTR486 | 41 | 520 | 108 |
| 600 | Kawasaki | KLR600 (KL600A1,B1-B4) | 84-90 | JTF516 | 15 | JTR477 | 43 | 520 | 104 |
| 600 | Kawasaki | GPZ600 R (ZX600A1-A5) | 85-89 | JTF513 | 15 | JTR479 | 39 | 530 | 102 |
| 600 | Kawasaki | ZX600 B1 Ninja | USA 87 | JTF513 | 15 | JTR479 | 39 | 530 | 102 |
| 600 | Kawasaki | GPX600 R (ZX600C1-C3,C6-C10) | 88-00 | JTF513 | 15 | JTR479 | 39 | 530 | 102 |
| 600 | Kawasaki | ZZ-R600 (ZX600D1-D3) | 90-92 | JTF519 | 15 | JTR499 | 45 | 530 | 110 |
| 600 | Kawasaki | ZZ-R600 (ZX600E1-E12) | 93-04 | JTF519 | 16 | JTR499 | 48 | 530 | 112 |
| 600 | Kawasaki | ZZ-R600 (ZX600 J4,J6F,J7F,J8F) | 05-08 | JTF1535 | 15 | JTR1489 | 40 | 525 | 108 |
| 600 | Kawasaki | ZX600 D1-D4 Ninja (ZX-6) | USA 90-93 | JTF513 | 15 | JTR499 | 45 | 530 | 110 |
| 600 | Kawasaki | ZX600 E1-E10 Ninja (ZX-6) | USA 93-02 | JTF513 | 16 | JTR499 | 48 | 530 | 112 |
| 600 | Kawasaki | ZX-6R (ZX600 F1-F3) Ninja | 95-97 | JTF1515 | 15 | JTR498 | 40 | 525 | 108 |
| 600 | Kawasaki | ZX-6R (ZX600 F1-F3) Ninja <<< 520 Chain Conversion | 95-97 | | 15 | JTR1490 | 40 | 520 | 108 |
| 600 | Kawasaki | ZX-6R (ZX600 G1-G2,J1-J3) Ninja | 98-02 | JTF1535 | 15 | JTR1489 | 40 | 525 | 108 |
| 600 | Kawasaki | ZX-6R (ZX600 G1-G2,J1-J3) Ninja <<< 520 Chain Conversion | 98-02 | JTF1307 | 15 | JTR1478 | 40 | 520 | 108 |
| 600 | Kawasaki | ZX-6R (ZX600 G1-G2,J1-J3) Ninja <<< 520 Chain Conversion (Aluminium Rear) | 98-02 | JTF1307 | 15 | JTA478 | 40 | 520 | 108 |
| 600 | Kawasaki | ZX-6R (ZX600 P7F,P8F,P9F,RAF,RBF,RCF,RDF) Ninja | 07-15 | JTF1536 | 16 | JTR478 | 43 | 520 | 112 |
| 600 | Kawasaki | ZX-6R (ZX600) Ninja Performance | 11-12 | JTF1536 | 16 | JTR478 | 43 | 520 | 112 |
| 600 | Kawasaki | ZX-6RR (ZX600 K1,M1) Ninja | 03-04 | JTF1307 | 15 | JTR1478 | 40 | 520 | 108 |
| 600 | Kawasaki | ZX-6RR (ZX600 N1,N6F) Ninja | 05-06 | JTF1307 | 15 | JTR478 | 43 | 520 | 110 |
| 636 | Kawasaki | ZX-6R (ZX636 A1P) Ninja | 02 | JTF1535 | 15 | JTR1489 | 40 | 525 | 108 |
| 636 | Kawasaki | ZX-6R (ZX636 A1P) Ninja <<< 520 Chain Conversion | 02 | JTF1307 | 15 | JTR1478 | 40 | 520 | 108 |
| 636 | Kawasaki | ZX-6R (ZX636 A1P) Ninja <<< 520 Chain Conversion (Aluminium Rear) | 02 | JTF1307 | 15 | JTA478 | 40 | 520 | 108 |
| 636 | Kawasaki | ZX-6R (ZX636 B1,B2) Ninja | 03-04 | JTF1307 | 15 | JTR1478 | 40 | 520 | 108 |
| 636 | Kawasaki | ZX-6R (ZX636 C1,C6F,D6F) Ninja | 05-06 | JTF1307 | 15 | JTR478 | 43 | 520 | 110 |
| 636 | Kawasaki | ZX-6R (ZX636 EDF,EEF,EFF,EGF,EHF) Ninja | 13-17 | JTF1536 | 16 | JTR478 | 43 | 520 | 112 |
| 636 | Kawasaki | ZX-6R (ZX636 EGF,EGFA,EHFA) Ninja KRT Edition | 16-17 | JTF1536 | 16 | JTR478 | 43 | 520 | 112 |
| 636 | Kawasaki | ZX-6R (ZX636 FDF,FEF,FFF,FGF,FHF) Ninja ABS | 13-17 | JTF1536 | 16 | JTR478 | 43 | 520 | 112 |
| 636 | Kawasaki | ZX-6R (ZX636 FGF,FGFA,FHFA) Ninja KRT Edition | 16-17 | JTF1536 | 16 | JTR478 | 43 | 520 | 112 |

| CC | Make | Model | Year | Front Sprocket | T | Rear Sprocket | T | Chain Pitch | Chain Length |
|-----|----------|---|-----------|----------------|----|---------------|----|-------------|--------------|
| 650 | Kawasaki | ER-6f (EX650 A6F,A7F,A8F,B6F,B7F,B8F,D9F,DAF,DBF) | 06-11 | JTF565 | 15 | JTR478 | 46 | 520 | 114 |
| 650 | Kawasaki | ER-6f (EX650 ECF,EDS,EEF,EFF,FGF) | 12-16 | JTF565 | 15 | JTR478 | 46 | 520 | 114 |
| 650 | Kawasaki | ER-6n (ER650 A6F,A7F,A8F,B6F,B7F,B8F,B9F,CAF,CBF) | 06-11 | JTF565 | 15 | JTR478 | 46 | 520 | 114 |
| 650 | Kawasaki | ER-6n (ER650 ECF,EDS,EEF,EFF,EGF,FGF) | 12-16 | JTF565 | 15 | JTR478 | 46 | 520 | 114 |
| 650 | Kawasaki | EN650 AFF,AGF,CHF Vulcan-S | 15-17 | JTF565 | 15 | JTR478 | 46 | 520 | 120 |
| 650 | Kawasaki | EN650 BFF,BGF,DHF,DJF Vulcan-S ABS | 15-18 | JTF565 | 15 | JTR478 | 46 | 520 | 120 |
| 650 | Kawasaki | EN650 EFH,EJF Vulcan-S Cafe ABS | 15-18 | JTF565 | 15 | JTR478 | 46 | 520 | 120 |
| 650 | Kawasaki | EX650 A6F,A7F,A8F Ninja 650R | USA 06-08 | JTF565 | 15 | JTR478 | 46 | 520 | 114 |
| 650 | Kawasaki | EX650 C9F Ninja 650R | USA 09 | JTF565 | 15 | JTR478 | 45 | 520 | 114 |
| 650 | Kawasaki | EX650 CAF,CBF,ECF,EDS,EEF,EFF,EGF Ninja 650R | USA 10-17 | JTF565 | 15 | JTR478 | 46 | 520 | 114 |
| 650 | Kawasaki | EX650 FDS,FEF,FFF,FGF,KHF Ninja 650 ABS | USA 13-17 | JTF565 | 15 | JTR478 | 46 | 520 | 114 |
| 650 | Kawasaki | EX650 KHF,KJF Ninja 650 ABS | 17-18 | JTF565 | 15 | JTR478 | 46 | 520 | 114 |
| 650 | Kawasaki | EX650 Ninja 650R KRT ABS | USA 17 | JTF565 | 15 | JTR478 | 46 | 520 | 114 |
| 650 | Kawasaki | KLE650 A7F,A8F,A9F,CAF,CBF,CCF,CDF,DEF,FGF,FHF,FJF Versys | 07-18 | JTF565 | 15 | JTR478 | 46 | 520 | 114 |
| 650 | Kawasaki | KLE650 B7F,B8F,B9F,DAF,DBF Versys ABS | 07-11 | JTF565 | 15 | JTR478 | 46 | 520 | 114 |
| 650 | Kawasaki | KLE650 Versys LT | 16 | JTF565 | 15 | JTR478 | 46 | 520 | 114 |
| 650 | Kawasaki | KLE650 Versys City | 11 | JTF565 | 15 | JTR478 | 46 | 520 | 114 |
| 650 | Kawasaki | KLE650 Versys Tourer | 11 | JTF565 | 15 | JTR478 | 46 | 520 | 114 |
| 650 | Kawasaki | KLR650 (KL650A1-A3) | 87-89 | JTF516 | 15 | JTR487 | 43 | 520 | 106 |
| 650 | Kawasaki | KLR650 (KL650B1) Tengai | 89-90 | JTF516 | 15 | JTR487 | 43 | 520 | 106 |
| 650 | Kawasaki | KLR650 (KL650B2-B3) Tengai | 90-92 | JTF511 | 15 | JTR487 | 43 | 520 | 106 |
| 650 | Kawasaki | KLR650 (KL650A4-A19,A6F,A7F,E8F,E9,EAF) | 90-10 | JTF511 | 15 | JTR487 | 43 | 520 | 106 |
| 650 | Kawasaki | KLR650 (KL650EBF,ECF,EDF,EEF,EFF,EGF,EHF) | 11-17 | JTF511 | 15 | JTR487 | 43 | 520 | 106 |
| 650 | Kawasaki | KLR650 Camo (KL650EHFA) | 17 | JTF511 | 15 | JTR487 | 43 | 520 | 106 |
| 650 | Kawasaki | KLR650 C1-C8 | 95-03 | JTF511 | 15 | JTR487 | 42 | 520 | 106 |
| 650 | Kawasaki | KLX650 C1-C4 | 93-96 | JTF511 | 15 | JTR487 | 43 | 520 | 112 |
| 650 | Kawasaki | KLX650 R A1,A2,A3,D1 | 93-96 | JTF511 | 14 | JTR460 | 49 | 520 | 110 |
| 650 | Kawasaki | KLX650 R | 99-01 | JTF511 | 15 | JTR487 | 43 | 520 | 112 |
| 650 | Kawasaki | W650 A1,A2,A3,A4 (EJ650) | 99-02 | JTF520 | 15 | JTR498 | 39 | 525 | 104 |
| 650 | Kawasaki | W650 C3,C4,C5,C6F (EJ650) | 01-06 | JTF520 | 15 | JTR498 | 39 | 525 | 104 |
| 650 | Kawasaki | KZ650 B1,B2,B2A,B3 | USA 77-79 | JTF513 | 16 | JTR481 | 42 | 530 | 102 |
| 650 | Kawasaki | KZ650 C1,C2,C3 Custom | USA 77-79 | JTF513 | 16 | JTR488 | 42 | 530 | 102 |
| 650 | Kawasaki | KZ650 SR D1 | USA 77-78 | JTF513 | 16 | JTR488 | 40 | 530 | 102 |
| 650 | Kawasaki | KZ650 SR D2 | USA 77-79 | JTF513 | 16 | JTR488 | 41 | 530 | 102 |
| 650 | Kawasaki | KZ650 E1 (LTD) | USA 80 | JTF513 | 16 | JTR488 | 41 | 530 | 102 |
| 650 | Kawasaki | KZ650 F1 | USA 80 | JTF513 | 16 | JTR481 | 42 | 530 | 102 |
| 650 | Kawasaki | KZ650 H1-H3 (CSR) | USA 81-83 | JTF518 | 13 | JTR501 | 33 | 630 | 84 |
| 650 | Kawasaki | Z650 B1-B3,F1 | 79 | JTF513 | 16 | JTR481 | 42 | 530 | 102 |
| 650 | Kawasaki | Z650 C1-C3 | 78-79 | JTF513 | 16 | JTR488 | 42 | 530 | 102 |
| 650 | Kawasaki | Z650 SR D2-D3 | 79-80 | JTF513 | 16 | JTR488 | 40 | 530 | 104 |
| 650 | Kawasaki | Z650 F2-F4 | 79-83 | JTF518 | 13 | JTR501 | 34 | 630 | 84 |
| 650 | Kawasaki | Z650 (ER650 GHF) | 17 | JTF565 | 15 | JTR478 | 46 | 520 | 114 |
| 650 | Kawasaki | Z650 ABS (ER650 HHF,HJF) | 17-18 | JTF565 | 15 | JTR478 | 46 | 520 | 114 |
| 700 | Kawasaki | KZ700 A1/A1L | USA 84 | JTF518 | 13 | JTR501 | 33 | 630 | 88 |
| 750 | Kawasaki | H2 A,B,C 750 | 72-75 | JTF508 | 16 | JTR482 | 47 | 530 | 120 |
| 750 | Kawasaki | GPX750 R (ZX750F1-F3) | 86-88 | JTF513 | 16 | JTR502 | 47 | 530 | 112 |
| 750 | Kawasaki | GPZ750 (Z750 L3-L4 Sport) | 82-87 | JTF518 | 13 | JTR501 | 33 | 630 | 88 |
| 750 | Kawasaki | GPZ750 (Z750R1) | 82 | JTF518 | 13 | JTR501 | 33 | 630 | 88 |
| 750 | Kawasaki | GPZ750 (ZX750A1-A5) Unitrack | 83-89 | JTF514 | 15 | JTR501 | 38 | 630 | 94 |
| 750 | Kawasaki | GPZ750 Turbo (ZX750 E1-E2) | 84-85 | JTF518 | 15 | JTR501 | 46 | 630 | 98 |
| 750 | Kawasaki | GPZ750 R (ZX750 G2-G3) | 85-88 | JTF517 | 16 | JTR502 | 49 | 530 | 112 |
| 750 | Kawasaki | KZ750 B1/B2/B3/B4 | USA 76-79 | JTF513 | 16 | JTR488 | 38 | 530 | 106 |
| 750 | Kawasaki | KZ750 G1 (LTD) | USA 80 | JTF513 | 16 | JTR488 | 38 | 530 | 106 |
| 750 | Kawasaki | KZ750 E1/E2/E3 | USA 80-82 | JTF518 | 13 | JTR501 | 33 | 630 | 84 |
| 750 | Kawasaki | KZ750 H1-H4 (LTD) | USA 81-83 | JTF518 | 13 | JTR501 | 32 | 630 | 84 |
| 750 | Kawasaki | KZ750 M1 (CSR) | USA 82 | JTF513 | 16 | JTR488 | 38 | 530 | 106 |
| 750 | Kawasaki | KZ750 R1 (GPz) | USA 82 | JTF518 | 13 | JTR501 | 33 | 630 | 88 |
| 750 | Kawasaki | KZ750 L3 | USA 83 | JTF518 | 13 | JTR501 | 33 | 630 | 88 |
| 750 | Kawasaki | Z750 B1-B4,Y1,Y2,LTD (2 Cylinders) | 78-82 | JTF513 | 16 | JTR488 | 38 | 530 | 106 |

| CC | Make | Model | Year | Front Sprocket | T | Rear Sprocket | T | Chain | |
|-----|----------|--|-------|----------------|----|---------------|----|-------|--------|
| | | | | | | | | Pitch | Length |
| 750 | Kawasaki | Z750 C3 | | JTF518 | 13 | JTR501 | 33 | 630 | 88 |
| 750 | Kawasaki | Z750 E1 | 80 | JTF518 | 13 | JTR501 | 33 | 630 | 84 |
| 750 | Kawasaki | Z750 H1-H3,LTD | 80-82 | JTF518 | 13 | JTR501 | 32 | 630 | 88 |
| 750 | Kawasaki | Z750 L1-L2 | 81-82 | JTF518 | 13 | JTR501 | 33 | 630 | 84 |
| 750 | Kawasaki | Z750 (ZR750 J1,J2,J6F,L7F,L8F,L9F,LAF,LBF) | 04-11 | JTF1538 | 15 | JTR478 | 43 | 520 | 112 |
| 750 | Kawasaki | Z750 (ZR750 LCF) | 12 | JTF1538 | 15 | JTR478 | 43 | 520 | 112 |
| 750 | Kawasaki | Z750 (ZR750 M7F,M8F,M9F,MAF,MBF) ABS | 07-11 | JTF1538 | 15 | JTR478 | 43 | 520 | 112 |
| 750 | Kawasaki | Z750 (ZR750) ABS | 12 | JTF1538 | 15 | JTR478 | 43 | 520 | 112 |
| 750 | Kawasaki | Z750 R (ZR750 NBF) | 11 | JTF1538 | 15 | JTR478 | 43 | 520 | 112 |
| 750 | Kawasaki | Z750 R (ZR750 NCF) | 12 | JTF1538 | 15 | JTR478 | 43 | 520 | 112 |
| 750 | Kawasaki | Z750 R (ZR750 PBF,PCF) ABS | 11-12 | JTF1538 | 15 | JTR478 | 43 | 520 | 112 |
| 750 | Kawasaki | Z750 R (ZR750) Black Edition | 12 | JTF1538 | 15 | JTR478 | 43 | 520 | 112 |
| 750 | Kawasaki | Z750 S (ZR750 S K1,K6F) | 05-06 | JTF1538 | 15 | JTR478 | 43 | 520 | 112 |
| 750 | Kawasaki | ZR750 C1-C4 Zephyr | 91-94 | JTF520 | 15 | JTR498 | 39 | 525 | 106 |
| 750 | Kawasaki | ZR750 C5,D1,D2 Zephyr | 95-99 | JTF1531 | 15 | JTR498 | 39 | 525 | 106 |
| 750 | Kawasaki | ZR-7 (ZR750 F1-F5) | 99-04 | JTF520 | 16 | JTR498 | 38 | 525 | 108 |
| 750 | Kawasaki | ZR-7S (ZR750S H1-H3) | 01-04 | JTF520 | 16 | JTR498 | 38 | 525 | 108 |
| 750 | Kawasaki | ZXR750 H1 (ZX) | 89 | JTF519 | 16 | JTR499 | 46 | 530 | 112 |
| 750 | Kawasaki | ZXR750 H2 (ZX) | 90 | JTF519 | 16 | JTR488 | 46 | 530 | 112 |
| 750 | Kawasaki | ZXR750 J1,J2 (ZX) | 91-92 | JTF519 | 16 | JTR488 | 45 | 530 | 110 |
| 750 | Kawasaki | ZXR750 R K1 (ZX) | 91-92 | JTF519 | 16 | JTR488 | 42 | 530 | 108 |
| 750 | Kawasaki | ZXR750 R L1-L3 (ZX) | 93-95 | JTF519 | 16 | JTR488 | 44 | 530 | 110 |
| 750 | Kawasaki | ZXR750 R M1-M3 (ZX) | 93-95 | JTF519 | 16 | JTR488 | 41 | 530 | 108 |
| 750 | Kawasaki | ZX-7R (ZX750 P1-P8) Ninja | 96-03 | JTF520 | 16 | JTR1489 | 43 | 525 | 110 |
| 750 | Kawasaki | ZX-7RR (ZX750 N1-N2) Ninja | 96-99 | JTF520 | 16 | JTR1489 | 42 | 525 | 108 |
| 750 | Kawasaki | ZX-7RR (ZX750 N1-N2) Ninja <<< 520 Chain Conversion | 96-99 | JTF1516 | 16 | JTR1478 | 42 | 520 | 108 |
| 750 | Kawasaki | ZX-7RR (ZX750 N1-N2) Ninja <<< 520 Chain Conversion (Aluminium Rear) | 96-99 | JTF1516 | 16 | JTA478 | 42 | 520 | 108 |
| 800 | Kawasaki | VN800 A1-A2 | 95-96 | JTF519 | 16 | JTR499 | 46 | 530 | 114 |
| 800 | Kawasaki | VN800 A3-A11 Vulcan | 97-05 | JTF519 | 17 | JTR499 | 42 | 530 | 114 |
| 800 | Kawasaki | VN800 B1-B10 Classic | 96-06 | JTF519 | 17 | JTR499 | 42 | 530 | 112 |



| CC | Make | Model | Year | Front Sprocket | T | Rear Sprocket | T | Chain Pitch | Chain Length |
|------|----------|--|-------|----------------|----|---------------|----|-------------|--------------|
| 800 | Kawasaki | VN800 C1-C2,E1-E6F Drifter | 99-06 | JTF519 | 17 | JTR499 | 40 | 530 | 112 |
| 800 | Kawasaki | W800 ABF,ACF,ADF, AEF,AFF,AGF (EJ800) | 11-16 | JTF565 | 15 | JTR1490 | 37 | 520 | 104 |
| 800 | Kawasaki | W800 Special Edition | 12-16 | JTF565 | 15 | JTR1490 | 37 | 520 | 104 |
| 800 | Kawasaki | Z800 ADS,AEF,AFF,AGF,BGF (ZR800) | 13-16 | JTF1538 | 15 | JTR478 | 45 | 520 | 114 |
| 800 | Kawasaki | Z800e CDS,CEF,CFF,CGF (ZR800) | 13-16 | JTF1538 | 15 | JTR478 | 45 | 520 | 114 |
| 800 | Kawasaki | Z800 Sugomi Edition (ZR800) | 16 | JTF1538 | 15 | JTR478 | 45 | 520 | 114 |
| 900 | Kawasaki | GPZ900 R A1-A3 (ZX) Ninja USA | 84-86 | JTF517 | 17 | JTR502 | 50 | 530 | 114 |
| 900 | Kawasaki | GPZ900 R A1-A6 (ZX) Ninja | 84-89 | JTF517 | 17 | JTR502 | 49 | 530 | 112 |
| 900 | Kawasaki | GPZ900 R A7-A12 (ZX) Ninja | 90-96 | JTF517 | 17 | JTR502 | 48 | 530 | 112 |
| 900 | Kawasaki | KZ900 Z1,Z1A,Z1B USA | 73-75 | JTF518 | 15 | JTR483 | 35 | 630 | 92 |
| 900 | Kawasaki | KZ900 A USA | 76 | JTF521 | 15 | JTR483 | 35 | 630 | 92 |
| 900 | Kawasaki | KZ900 A4,A5 USA | 76-77 | JTF521 | 15 | JTR483 | 33 | 630 | 92 |
| 900 | Kawasaki | KZ900 B1 (LTD) USA | 76 | JTF518 | 15 | | 35 | 630 | 92 |
| 900 | Kawasaki | Z900 Z1,Z1A,Z1B | 73-75 | JTF518 | 15 | JTR483 | 35 | 630 | 92 |
| 900 | Kawasaki | Z900 A4 | 76 | JTF521 | 15 | JTR483 | 33 | 630 | 92 |
| 900 | Kawasaki | Z900 (ZR900 AHF,DJF) | 17-18 | JTF1537 | 15 | JTR1489 | 44 | 525 | 114 |
| 900 | Kawasaki | Z900 ABS (ZR900 BHF,BJF) | 17-18 | JTF1537 | 15 | JTR1489 | 44 | 525 | 114 |
| 900 | Kawasaki | Z900 R5 (ZR900 CJF,CJFA,CJFB,EJF) | 18 | JTF1537 | 15 | JTR1489 | 42 | 525 | |
| 900 | Kawasaki | ZX-9R (ZX900 B1-B4) Ninja | 94-97 | JTF519 | 16 | JTR488 | 44 | 530 | 112 |
| 900 | Kawasaki | ZX-9R (ZX900 C1-C2,E1-E2) Ninja | 98-01 | JTF519 | 16 | JTR488 | 41 | 530 | 110 |
| 900 | Kawasaki | ZX-9R (ZX900 F1-F2) Ninja | 02-03 | JTF1537 | 16 | JTR1489 | 41 | 525 | 110 |
| 1000 | Kawasaki | GPZ1000 RX (ZX1000A1-A3) | 86-89 | JTF524 | 15 | JTR500 | 40 | 632 | 94 |
| 1000 | Kawasaki | GPZ1000 RX (ZX1000 A1-A3) <<< 630 Chain Conversion | 86-89 | JTF526 | 15 | JTR506 | 40 | 630 | 94 |
| 1000 | Kawasaki | KLZ1000 ACF,ADF,AEF,BFF,BGF,BHF,BJF Versys | 12-18 | JTF1537 | 15 | JTR1489 | 43 | 525 | 116 |
| 1000 | Kawasaki | KLZ1000 | 04-06 | JTF1537 | 17 | JTR1792 | 41 | 525 | 112 |
| 1000 | Kawasaki | KZ1000 A1/A2/A2A USA | 77-78 | JTF521 | 15 | JTR501 | 33 | 630 | 92 |
| 1000 | Kawasaki | KZ1000 A3/A3A/A4 USA | 79-80 | JTF521 | 15 | JTR501 | 35 | 630 | 92 |
| 1000 | Kawasaki | KZ1000 B1/B2/B3/B4 (LTD) USA | 77-81 | JTF521 | 15 | JTR501 | 33 | 630 | 92 |
| 1000 | Kawasaki | KZ1000 C1/C2 Police USA | 78-79 | JTF521 | 15 | JTR501 | 37 | 630 | 94 |
| 1000 | Kawasaki | KZ1000 C3/C4 Police USA | 80-81 | JTF521 | 15 | JTR501 | 35 | 630 | 92 |
| 1000 | Kawasaki | KZ1000 D1 (Z1-R Series) USA | 78 | JTF521 | 15 | JTR501 | 33 | 630 | 92 |
| 1000 | Kawasaki | KZ1000 D3 (Z1-R Series) USA | 80 | JTF521 | 15 | JTR501 | 35 | 630 | 92 |
| 1000 | Kawasaki | KZ1000 G1 Classic USA | 80 | JTF521 | 15 | JTR501 | 33 | 630 | 92 |
| 1000 | Kawasaki | KZ1000 J1-J3 USA | 81-83 | JTF522 | 15 | JTR501 | 41 | 630 | 96 |
| 1000 | Kawasaki | KZ1000 K1/K2 (LTD) USA | 81-82 | JTF522 | 15 | JTR501 | 39 | 630 | 96 |
| 1000 | Kawasaki | KZ1000 M1/M2 (CSR) USA | 81-82 | JTF522 | 15 | JTR501 | 39 | 630 | 96 |
| 1000 | Kawasaki | KZ1000 P1 Police USA | 82 | JTF522 | 15 | JTR501 | 41 | 630 | 96 |
| 1000 | Kawasaki | KZ1000 P2-P20 Police USA | 83-01 | JTF522 | 15 | JTR501 | 41 | 630 | 98 |
| 1000 | Kawasaki | KZ1000 P21 Police USA | 02 | | | JTR488 | 46 | 530 | 116 |
| 1000 | Kawasaki | KZ1000 P24 Police USA | 05 | | | JTR488 | 46 | 530 | 116 |
| 1000 | Kawasaki | KZ1000 R1-R2 (Replica) USA | 82-83 | JTF522 | 15 | JTR501 | 41 | 630 | 98 |
| 1000 | Kawasaki | Z1000 A1/4 | 77-78 | JTF521 | 15 | JTR501 | 33 | 630 | 92 |
| 1000 | Kawasaki | Z1000 H1 | | JTF521 | 15 | JTR501 | 35 | 630 | 94 |
| 1000 | Kawasaki | Z1000 J1-J3 | 81-82 | JTF522 | 15 | JTR501 | 41 | 630 | 96 |
| 1000 | Kawasaki | Z1000 R2 | 83 | JTF522 | 15 | JTR501 | 41 | 630 | 98 |
| 1000 | Kawasaki | Z1000 K1,K2, LTD | 81-82 | JTF522 | 15 | JTR501 | 39 | 630 | 96 |
| 1000 | Kawasaki | Z1000 D1 (Z1R) | 78-80 | JTF521 | 15 | JTR501 | 33 | 630 | 92 |
| 1000 | Kawasaki | Z1000 (ZR1000 A1-A3,A6F) | 03-06 | JTF1537 | 16 | JTR1489 | 42 | 525 | 112 |
| 1000 | Kawasaki | Z1000 (ZR1000 B7F,B8F,B9F) | 07-09 | JTF1537 | 15 | JTR1489 | 40 | 525 | 110 |
| 1000 | Kawasaki | Z1000 (ZR1000 C7F,C8F,C9F) ABS | 07-09 | JTF1537 | 15 | JTR1489 | 40 | 525 | 110 |
| 1000 | Kawasaki | Z1000 (ZR1000 DAF,DBF,DCF,DDF,DDFA) | 10-14 | JTF1537 | 15 | JTR1489 | 42 | 525 | 112 |
| 1000 | Kawasaki | Z1000 (ZR1000 EBF,ECF,EDF,EDFA) ABS | 11-13 | JTF1537 | 15 | JTR1489 | 42 | 525 | 112 |
| 1000 | Kawasaki | Z1000 (ZR1000 GEFA,GFF,GGF,HFF,HJF) ABS | 14-18 | JTF1537 | 15 | JTR1489 | 43 | 525 | 112 |
| 1000 | Kawasaki | Z1000 Special Edition | 13 | JTF1537 | 15 | JTR1489 | 42 | 525 | 112 |
| 1000 | Kawasaki | Z1000 Special Edition | 14-15 | JTF1537 | 15 | JTR1489 | 43 | 525 | 112 |
| 1000 | Kawasaki | Z1000 (ZR1000) Black Edition | 12 | JTF1537 | 15 | JTR1489 | 42 | 525 | 112 |
| 1000 | Kawasaki | Z1000 R (ZR1000 JHF,JJF,HJF) | 17-18 | JTF1537 | 15 | JTR1489 | 43 | 525 | 112 |
| 1000 | Kawasaki | Z1000 SX (ZR1000 GBF,GCF,GDF,LEF,LFF,LGF,WHF,WJF) | 11-18 | JTF1537 | 15 | JTR1489 | 41 | 525 | 112 |
| 1000 | Kawasaki | Z1000 SX (ZR1000 HBF,HCF,HDF,MEF,MFF,MGF) ABS | 11-17 | JTF1537 | 15 | JTR1489 | 41 | 525 | 112 |

| CC | Make | Model | Year | Front Sprocket | T | Rear Sprocket | T | Pitch | Chain Length |
|------|----------|--|-------|----------------|----|---------------|----|-------|--------------|
| 1000 | Kawasaki | Z1000 SX City (ZR1000) | 11 | JTF1537 | 15 | JTR1489 | 41 | 525 | 112 |
| 1000 | Kawasaki | Z1000 SX Tourer (ZR1000) | 11-15 | JTF1537 | 15 | JTR1489 | 41 | 525 | 112 |
| 1000 | Kawasaki | ZX10 (ZX1000 B1-B3) Tomcat | 88-90 | JTF525 | 17 | JTR503 | 45 | 532 | 110 |
| 1000 | Kawasaki | ZX10 (ZX1000 B1-B3) Tomcat <<< 530 Chain Conversion | 88-90 | JTF527 | 17 | JTR502 | 45 | 530 | 110 |
| 1000 | Kawasaki | ZX-10R (ZX1000 C1-C2) Ninja | 04-05 | JTF1537 | 17 | JTR1489 | 39 | 525 | 110 |
| 1000 | Kawasaki | ZX-10R (ZX1000 C1-C2) Ninja <<< 520 Chain Conversion | 04-05 | JTF1516 | 17 | JTR1478 | 39 | 520 | 110 |
| 1000 | Kawasaki | ZX-10R (ZX1000 C1-C2) Ninja <<< 520 Chain Conversion (Aluminium Rear) | 04-05 | JTF1516 | 17 | JTA478 | 39 | 520 | 110 |
| 1000 | Kawasaki | ZX-10R (ZX1000 D6F,D7F) Ninja | 06-07 | JTF1537 | 17 | JTR1489 | 40 | 525 | 108 |
| 1000 | Kawasaki | ZX-10R (ZX1000 D6F,D7F) Ninja <<< 520 Chain Conversion | 06-07 | JTF1516 | 17 | JTR1478 | 40 | 520 | 108 |
| 1000 | Kawasaki | ZX-10R (ZX1000 D6F,D7F) Ninja <<< 520 Chain Conversion (Aluminium Rear) | 06-07 | JTF1516 | 17 | JTA478 | 40 | 520 | 108 |
| 1000 | Kawasaki | ZX-10R (ZX1000 E8F,E9F,FAF) Ninja | 08-10 | JTF1537 | 17 | JTR1489 | 41 | 525 | 110 |
| 1000 | Kawasaki | ZX-10R (ZX1000 E8F,E9F,FAF) Ninja <<< 520 Chain Conversion | 08-10 | JTF1516 | 17 | JTR1478 | 41 | 520 | 110 |
| 1000 | Kawasaki | ZX-10R (ZX1000 E8F,E9F,FAF) Ninja <<< 520 Chain Conversion (Aluminium Rear) | 08-10 | JTF1516 | 17 | JTA478 | 41 | 520 | 110 |
| 1000 | Kawasaki | ZX-10R (ZX1000 JBF,JCF,JDF,JEF,JFF) Ninja | 11-15 | JTF1537 | 17 | JTR1489 | 39 | 525 | 112 |
| 1000 | Kawasaki | ZX-10R (ZX1000 JBF,JCF,JDF,JEF,JFF) Ninja <<< 520 Chain Conversion | 11-15 | JTF1516 | 17 | JTR1478 | 39 | 520 | 112 |
| 1000 | Kawasaki | ZX-10R (ZX1000 JBF,JCF,JDF,JEF,JFF) Ninja <<< 520 Chain Conversion (Aluminium Rear) | 11-15 | JTF1516 | 17 | JTA478 | 39 | 520 | 112 |
| 1000 | Kawasaki | ZX-10R (ZX1000 KBF,KCF,KDF,KEF,KFF) Ninja ABS | 11-15 | JTF1537 | 17 | JTR1489 | 39 | 525 | 112 |
| 1000 | Kawasaki | ZX-10R (ZX1000 KBF,KCF,KDF,KEF,KFF) Ninja ABS <<< 520 Chain Conversion | 11-15 | JTF1516 | 17 | JTR1478 | 39 | 520 | 112 |
| 1000 | Kawasaki | ZX-10R (ZX1000 KBF,KCF,KDF,KEF,KFF) Ninja ABS <<< 520 Chain Conversion (Aluminium Rear) | 11-15 | JTF1516 | 17 | JTA478 | 39 | 520 | 112 |
| 1000 | Kawasaki | ZX-10R (ZX1000 RGF,RGFA,RHF,RHFA) Ninja | 16-17 | JTF1537 | 17 | JTR1489 | 39 | 525 | 114 |
| 1000 | Kawasaki | ZX-10R (ZX1000 RGF,RGFA,RHF,RHFA) Ninja <<< 520 Chain Conversion | 16-17 | JTF1516 | 17 | JTR1478 | 39 | 520 | 114 |
| 1000 | Kawasaki | ZX-10R (ZX1000 RGF,RGFA,RHF,RHFA) Ninja <<< 520 Chain Conversion (Aluminium Rear) | 16-17 | JTF1516 | 17 | JTA478 | 39 | 520 | 114 |
| 1000 | Kawasaki | ZX-10R (ZX1000 SGF,SGFA,SHF,SHFA,SJF,SJFA) Ninja ABS | 16-18 | JTF1537 | 17 | JTR1489 | 39 | 525 | 114 |
| 1000 | Kawasaki | ZX-10R (ZX1000 SGF,SGFA,SHF,SHFA,SJF,SJFA) Ninja ABS <<< 520 Chain Conversion | 16-18 | JTF1516 | 17 | JTR1478 | 39 | 520 | 114 |
| 1000 | Kawasaki | ZX-10R (ZX1000 SGF,SGFA,SHF,SHFA,SJF,SJFA) Ninja ABS <<< 520 Chain Conversion (Aluminium Rear) | 16-18 | JTF1516 | 17 | JTA478 | 39 | 520 | 114 |
| 1000 | Kawasaki | ZX-10R (ZX1000 RHFA) Ninja KRT ABS | 16-17 | JTF1537 | 17 | JTR1489 | 39 | 525 | 114 |
| 1000 | Kawasaki | ZX-10R (ZX1000 RHFA) Ninja KRT ABS <<< 520 Chain Conversion | 16-17 | JTF1516 | 17 | JTR1478 | 39 | 520 | 114 |
| 1000 | Kawasaki | ZX-10R (ZX1000 RHFA) Ninja KRT ABS <<< 520 Chain Conversion (Aluminium Rear) | 16-17 | JTF1516 | 17 | JTA478 | 39 | 520 | 114 |
| 1000 | Kawasaki | ZX-10R SE (ZX1002 CJF) | 18 | JTF1537 | 17 | JTR1489 | 39 | 525 | 114 |
| 1000 | Kawasaki | ZX-10RR (ZX1000 ZHF,ZJF) Ninja | 17-18 | JTF1537 | 17 | JTR1489 | 39 | 525 | 114 |
| 1000 | Kawasaki | ZX-10RR (ZX1000 ZHF) Ninja ABS <<< 520 Chain Conversion | 17-18 | JTF1516 | 17 | JTR1478 | 39 | 520 | 114 |
| 1000 | Kawasaki | ZX-10RR (ZX1000 ZHF) Ninja ABS <<< 520 Chain Conversion (Aluminium Rear) | 17-18 | JTF1516 | 17 | JTA478 | 39 | 520 | 114 |
| 1000 | Kawasaki | ZX1000 GDF Ninja 1000 USA | 13 | JTF1537 | 15 | JTR1489 | 41 | 525 | 112 |
| 1000 | Kawasaki | ZX1000 GDF Ninja 1000 <<< 520 Chain Conversion | 13 | JTF1516 | 15 | JTR1478 | 41 | 520 | 112 |
| 1000 | Kawasaki | ZX1000 GDF Ninja 1000 <<< 520 Chain Conversion (Aluminium Rear) | 13 | JTF1516 | 15 | JTA478 | 41 | 520 | 112 |
| 1000 | Kawasaki | ZX1000 HDF,MEF,MFF,WHF Ninja 1000 ABS USA | 13-17 | JTF1537 | 15 | JTR1489 | 41 | 525 | 112 |
| 1000 | Kawasaki | ZX1000 HDF,MEF,MFF,WHF Ninja 1000 ABS <<< 520 Chain Conversion | 13-17 | JTF1516 | 15 | JTR1478 | 41 | 520 | 112 |
| 1000 | Kawasaki | ZX1000 HDF,MEF,MFF,WHF Ninja 1000 ABS <<< 520 Chain Conversion (Aluminium Rear) | 13-17 | JTF1516 | 15 | JTA478 | 41 | 520 | 112 |
| 1000 | Kawasaki | 1000 Ninja H2 | 15-17 | | 18 | | 44 | 525 | 118 |
| 1000 | Kawasaki | 1000 Ninja H2 Carbon | 17 | | 18 | | 44 | 525 | 118 |
| 1000 | Kawasaki | 1000 Ninja H2-R | 15-17 | | 18 | | 42 | 525 | 116 |
| 1100 | Kawasaki | GPZ1100 (ZX1100 B1) | 81 | JTF522 | 15 | JTR501 | 41 | 630 | 98 |
| 1100 | Kawasaki | GPZ1100 (ZX1100 B2) | 82 | JTF522 | 15 | JTR501 | 40 | 630 | 98 |
| 1100 | Kawasaki | GPZ1100 A1-A3 (ZX) Unitrack | 83-85 | JTF523 | 15 | JTR501 | 41 | 630 | 100 |
| 1100 | Kawasaki | GPZ1100 (ZX1100 E1-E3) | 95-98 | JTF1529 | 17 | JTR502 | 45 | 530 | 112 |
| 1100 | Kawasaki | GPZ1100 (ZX1100 F1 ABS) | 96-98 | JTF1529 | 17 | JTR502 | 45 | 530 | 112 |
| 1100 | Kawasaki | KZ1100 B1 (GPz) USA | 81 | JTF522 | 15 | JTR501 | 41 | 630 | 98 |
| 1100 | Kawasaki | KZ1100 B2 (GPz) USA | 82 | JTF522 | 15 | JTR501 | 42 | 630 | 98 |

| CC | Make | Model | Year | Front Sprocket | T | Rear Sprocket | T | Pitch | Chain Length | |
|------|----------|---|--------|----------------|---------|---------------|---------|-------|--------------|-----|
| 1100 | Kawasaki | Z1100 R1 | 84-86 | JTF522 | 15 | JTR501 | 41 | 630 | 98 | |
| 1100 | Kawasaki | ZR1100 A1-A4,B1 Zephyr | 91-97 | JTF517 | 16 | JTR502 | 48 | 530 | 116 | |
| 1100 | Kawasaki | ZR1100 Zephyr / RS | Japan | 92-06 | JTF517 | 16 | JTR502 | 45 | 530 | 114 |
| 1100 | Kawasaki | ZR1100 (ZRX1100 C1-C4,D1) | | 97-00 | JTF1529 | 17 | JTR502 | 45 | 530 | 110 |
| 1100 | Kawasaki | ZX1100 A1-A2 (GPz) | USA | 83-84 | JTF523 | 15 | JTR501 | 41 | 630 | 100 |
| 1100 | Kawasaki | ZX1100 A2L (GPz) | USA | 84 | JTF523 | 15 | JTR501 | 41 | 630 | 100 |
| 1100 | Kawasaki | ZX1100 C1-C4 Ninja (ZX-11) | USA | 90-93 | JTF528 | 17 | JTR502 | 45 | 530 | 110 |
| 1100 | Kawasaki | ZX1100 D1-D9 Ninja (ZX-11) | USA | 93-01 | JTF517 | 17 | JTR502 | 45 | 530 | 110 |
| 1100 | Kawasaki | ZX1100 E1-E3 (GPz) | USA | 95-97 | JTF1529 | 17 | JTR502 | 45 | 530 | 112 |
| 1100 | Kawasaki | ZX1100 F1 (ABS) (GPz) | USA | 96 | JTF1529 | 17 | JTR502 | 45 | 530 | 112 |
| 1100 | Kawasaki | ZZ-R1100 (ZX1100 C1-C3) | | 90-92 | JTF528 | 17 | JTR502 | 45 | 530 | 110 |
| 1100 | Kawasaki | ZZ-R1100 (ZX1100 D1-D5) | | 93-97 | JTF517 | 17 | JTR502 | 45 | 530 | 110 |
| 1100 | Kawasaki | ZZ-R1100 (ZX1100 D6-D7) | | 98-99 | JTF517 | 17 | JTR502 | 44 | 530 | 110 |
| 1100 | Kawasaki | ZZ-R1100 (ZX1100 D8-D9) | | 00-01 | JTF517 | 17 | JTR502 | 45 | 530 | 110 |
| 1100 | Kawasaki | ZZ-R1100 D (ZX-11) | Japan | 93-01 | JTF517 | 17 | JTR502 | 44 | 530 | 110 |
| 1100 | Kawasaki | ZZ-R1100 (ZX1100 D3-D6) | France | 95-98 | JTF517 | 17 | JTR502 | 44 | 530 | 110 |
| 1100 | Kawasaki | ZZ-R1100 (ZX1100 D1-D7) | USA | 93-99 | JTF517 | 17 | JTR502 | 45 | 530 | 110 |
| 1200 | Kawasaki | ZRX1200 | | 01-04 | JTF1529 | 17 | JTR488 | 42 | 530 | 110 |
| 1200 | Kawasaki | ZRX1200 R (ZR1200 A1-A5) | | 01-06 | JTF1529 | 17 | JTR488 | 42 | 530 | 110 |
| 1200 | Kawasaki | ZRX1200 S (ZR1200S B1P,B2P,B3P) | | 01-06 | JTF1529 | 17 | JTR488 | 42 | 530 | 110 |
| 1200 | Kawasaki | ZRX1200 R | Japan | 01-08 | JTF1529 | 17 | JTR488 | 42 | 530 | 110 |
| 1200 | Kawasaki | ZRX1200 S | Japan | 01-08 | JTF1529 | 17 | JTR488 | 42 | 530 | 110 |
| 1200 | Kawasaki | ZX-12R (ZX1200 A1,A2) Ninja | | 00-01 | JTF517 | 18 | JTR488 | 46 | 530 | 116 |
| 1200 | Kawasaki | ZX-12R (ZX1200 B1,B2,B3,B4) Ninja | | 02-05 | JTF517 | 18 | JTR488 | 46 | 530 | 116 |
| 1200 | Kawasaki | ZZ-R1200 (ZX1200 C1-C4) Ninja | | 02-05 | JTF517 | 17 | JTR488 | 44 | 530 | 112 |
| 1400 | Kawasaki | ZX-14 (ZX1400 A6F,A7F,A8F) Ninja | | 06-08 | JTF517 | 17 | JTR1493 | 41 | 530 | 116 |
| 1400 | Kawasaki | ZX-14 (ZX1400 C9F,CAF,CBF) Ninja | | 09-11 | JTF517 | 17 | JTR1493 | 41 | 530 | 116 |
| 1400 | Kawasaki | ZX-14R (ZX1400 ECF,EDF,EDFA,EEFA) Ninja | | 12-14 | JTF517 | 17 | JTR1493 | 42 | 530 | 118 |
| 1400 | Kawasaki | ZX-14R (ZX1400 FDF,FDFA,FEFA,FFF) Ninja ABS | | 13-15 | JTF517 | 17 | JTR1493 | 42 | 530 | 118 |
| 1400 | Kawasaki | ZX-14R (ZX1400 HGF,HHF,HJF) Ninja ABS | | 16-18 | JTF517 | 17 | JTR1493 | 42 | 530 | 118 |
| 1400 | Kawasaki | ZX-14R (ZX1400 JGF,JHF,JJF) Ninja ABS SE | | 16-18 | JTF517 | 17 | JTR1493 | 42 | 530 | 118 |
| 1400 | Kawasaki | ZZR1400 B6F,B7F,D8F,D9F,DAF,DBF | | 06-10 | JTF517 | 17 | JTR1493 | 41 | 530 | 116 |
| 1400 | Kawasaki | ZZR1400 CBF,ECF,EDF,EEF | | 11-14 | JTF517 | 17 | JTR1493 | 42 | 530 | 118 |
| 1400 | Kawasaki | ZZR1400 DBF,FCF,FD,FEF,FFF,HGF,HHF,JJF (ABS) | | 11-18 | JTF517 | 17 | JTR1493 | 42 | 530 | 118 |
| 1400 | Kawasaki | ZZR1400 Special Edition | | 13 | JTF517 | 17 | JTR1493 | 42 | 530 | 118 |
| 1400 | Kawasaki | ZZR1400 Performance | | 11-12 | JTF517 | 17 | JTR1493 | 41 | 530 | 118 |
| 1400 | Kawasaki | ZZR1400 (ZX1400 FFFA,JGF,JHF,JJF) Performance Sport ABS | | 15-18 | JTF517 | 17 | JTR1493 | 41 | 530 | 118 |

Kreidler Road Bikes

| | | | | | | | | | |
|-----|----------|---|-------|--------|----|--------|----|-----|-----|
| 125 | Kreidler | 125 Enduro DD (QM125GY-2B(BSD)) | 08-14 | JTF426 | 15 | JTR269 | 51 | 428 | 136 |
| 125 | Kreidler | 125 Enduro DD (QM125GY-2B(BSD)) 80 Kmh Version | 08-11 | JTF426 | 15 | JTR269 | 56 | 428 | 140 |
| 125 | Kreidler | 125 Mustang | 98-00 | JTF259 | 16 | | | 428 | 126 |
| 125 | Kreidler | 125 Street DD (QM125-2D) | 09-13 | JTF426 | 15 | JTR269 | 51 | 428 | 136 |
| 125 | Kreidler | 125 Street DD (QM125-2D) 80 Kmh Version | 09-10 | JTF426 | 15 | JTR269 | 56 | 428 | 140 |
| 125 | Kreidler | 125 Supermoto DD (QM125GY-2B(ASD)) | 08-14 | JTF426 | 15 | JTR269 | 51 | 428 | 136 |
| 125 | Kreidler | 125 Supermoto DD (QM125GY-2B(ASD)) 80 Kmh Version | 08-12 | JTF426 | 15 | JTR269 | 56 | 428 | 140 |
| 125 | Kreidler | 125 Supermoto DT | 07-08 | JTF426 | 15 | JTR809 | 51 | 428 | 136 |

KTM Road Bikes

| | | | | | | | | | |
|-----|-----|----------|-------|---------|----|--------|----|-----|-----|
| 125 | KTM | 125 Duke | 11-13 | JTF1903 | 14 | JTR273 | 45 | 520 | 112 |
| 125 | KTM | 125 Duke | 14 | JTF1903 | 14 | JTR890 | 45 | 520 | 118 |
| 125 | KTM | 125 Duke | 15-17 | JTF1903 | 14 | JTR890 | 45 | 520 | 118 |
| 125 | KTM | 125 Duke | 18 | JTF1903 | 14 | JTR890 | 45 | 520 | 118 |
| 125 | KTM | 125 RC | 14-17 | JTF1903 | 14 | JTR890 | 45 | 520 | 118 |
| 125 | KTM | 125 RC | 18 | JTF1903 | 14 | JTR890 | 45 | 520 | 118 |
| 200 | KTM | 200 Duke | 12-14 | JTF1903 | 14 | JTR273 | 42 | 520 | 118 |
| 200 | KTM | 200 Duke | 15-16 | JTF1903 | 14 | JTR890 | 42 | 520 | 118 |
| 200 | KTM | 200 Duke | 17-18 | JTF1903 | 14 | JTR890 | 42 | 520 | 118 |
| 200 | KTM | 200 RC | 14-16 | JTF1903 | 14 | JTR890 | 42 | 520 | 118 |
| 200 | KTM | 200 RC | 17-18 | JTF1903 | 14 | JTR890 | 42 | 520 | 118 |

| CC | Make | Model | Year | Front Sprocket | T | Rear Sprocket | T | Pitch | Chain Length |
|------|------|-------------------------------|-------|----------------|----|---------------|----|-------|--------------|
| 250 | KTM | 250 RC | 15-18 | | 14 | | 46 | | |
| 250 | KTM | 250 RC | 15-18 | | 14 | | 46 | | |
| 250 | KTM | 250 RC R | 13-17 | | 16 | | 36 | 415 | |
| 390 | KTM | 390 Duke | 13-14 | JTF1908 | 15 | JTR890 | 45 | 520 | 118 |
| 390 | KTM | 390 Duke | 15-16 | JTF1908 | 15 | JTR890 | 45 | 520 | 118 |
| 390 | KTM | 390 Duke | 17-18 | JTF1908 | 15 | JTR890 | 45 | 520 | 118 |
| 390 | KTM | 390 RC | 14-16 | JTF1908 | 15 | JTR890 | 45 | 520 | 118 |
| 390 | KTM | 390 RC | 17-18 | JTF1908 | 15 | JTR890 | 45 | 520 | 118 |
| 390 | KTM | 390 RC R | 18 | JTF1908 | 15 | JTR890 | 45 | 520 | 118 |
| 690 | KTM | 690 Duke | 08-18 | JTF1902 | 16 | JTR897 | 40 | 520 | 118 |
| 690 | KTM | 690 Duke R | 10-17 | JTF1902 | 16 | JTR897 | 40 | 520 | 118 |
| 690 | KTM | 690 Rally | 09-10 | JTF1902 | 17 | JTR897 | 42 | 520 | 118 |
| 690 | KTM | 690 SM | 07 | JTF1902 | 15 | JTR897 | 40 | 520 | 118 |
| 690 | KTM | 690 SM | 08-09 | JTF1902 | 17 | JTR897 | 40 | 520 | 118 |
| 690 | KTM | 690 SM R | 08-09 | JTF1902 | 16 | JTR897 | 40 | 520 | 118 |
| 690 | KTM | 690 SM Ltd. Ed. | 10 | JTF1902 | 16 | JTR897 | 40 | 520 | 118 |
| 690 | KTM | 690 SMC | 08-11 | JTF1902 | 16 | JTR897 | 42 | 520 | 118 |
| 690 | KTM | 690 SMC R | 12-17 | JTF1902 | 16 | JTR897 | 42 | 520 | 118 |
| 750 | KTM | 790 Duke | 18 | JTF1902 | 16 | JTR897 | 41 | 520 | 118 |
| 950 | KTM | 950 LC8 Adventure | 03-06 | JTF1904 | 17 | JTR899 | 42 | 525 | 118 |
| 950 | KTM | 950 LC8 Adventure S | 04-06 | JTF1904 | 17 | JTR899 | 42 | 525 | 118 |
| 950 | KTM | 950 Super Enduro R | 06-10 | JTF1904 | 16 | JTR899 | 45 | 525 | 118 |
| 950 | KTM | 950 LC8 Supermoto | 06-09 | JTF1904 | 17 | JTR898 | 41 | 525 | 118 |
| 950 | KTM | 950 LC8 Supermoto R | 07-08 | JTF1904 | 17 | JTR898 | 41 | 525 | 118 |
| 990 | KTM | 990 Adventure | 05-09 | JTF1904 | 17 | JTR899 | 42 | 525 | 118 |
| 990 | KTM | 990 Adventure | 10-13 | JTF1904 | 16 | JTR899 | 42 | 525 | 118 |
| 990 | KTM | 990 Adventure R | 10-13 | JTF1904 | 16 | JTR899 | 42 | 525 | 118 |
| 990 | KTM | 990 Adventure S | 06-08 | JTF1904 | 17 | JTR899 | 42 | 525 | 118 |
| 990 | KTM | 990 Superduke | 05-12 | JTF1904 | 17 | JTR898 | 38 | 525 | 118 |
| 990 | KTM | 990 Superduke R | 10-11 | JTF1904 | 17 | JTR898 | 38 | 525 | 118 |
| 990 | KTM | 990 Superduke R | 12-13 | JTF1904 | 16 | JTR898 | 38 | 525 | 118 |
| 990 | KTM | 990 Supermoto | 08-10 | JTF1904 | 17 | JTR898 | 41 | 525 | 118 |
| 990 | KTM | 990 SM R | 10-14 | JTF1904 | 17 | JTR898 | 41 | 525 | 118 |
| 990 | KTM | 990 SM T | 10-13 | JTF1904 | 17 | JTR898 | 41 | 525 | 118 |
| 1050 | KTM | 1050 Adventure | 15-16 | JTF1904 | 17 | JTR899 | 42 | 525 | 118 |
| 1090 | KTM | 1090 Adventure | 17-18 | JTF1904 | 17 | JTR899 | 42 | 525 | 118 |
| 1090 | KTM | 1090 Adventure R | 17-18 | JTF1904 | 17 | JTR899 | 42 | 525 | 118 |
| 1190 | KTM | 1190 RC8 | 08-09 | JTF1904 | 17 | JTR898 | 37 | 525 | 118 |
| 1190 | KTM | 1190 RC8 | 10-11 | JTF1904 | 17 | JTR898 | 38 | 525 | 118 |
| 1190 | KTM | 1190 RC8 R | 10 | JTF1904 | 17 | JTR898 | 37 | 525 | 118 |
| 1190 | KTM | 1190 RC8 R | 11-15 | JTF1904 | 17 | JTR898 | 38 | 525 | 118 |
| 1190 | KTM | 1190 RC8 R Akropovic Ltd. Ed. | 10 | JTF1904 | 17 | JTR898 | 37 | 525 | 118 |
| 1190 | KTM | 1190 RC8 R Red Bull Ltd Ed. | 10 | JTF1904 | 17 | JTR898 | 37 | 525 | 118 |
| 1190 | KTM | 1190 RC8 R Track | 11-13 | JTF1904 | 17 | JTR898 | 38 | 525 | 118 |
| 1190 | KTM | 1190 Adventure | 13-16 | JTF1904 | 17 | JTR899 | 42 | 525 | 118 |
| 1190 | KTM | 1190 Adventure R | 13-16 | JTF1904 | 17 | JTR899 | 42 | 525 | 118 |
| 1290 | KTM | 1290 Superadventure | 15-16 | JTF1904 | 17 | JTR899 | 42 | 525 | 118 |
| 1290 | KTM | 1290 Superadventure R | 17 | JTF1904 | 17 | JTR899 | 42 | 525 | 118 |
| 1290 | KTM | 1290 Superadventure R | 18 | JTF1904 | 17 | JTR899 | 42 | 525 | 118 |
| 1290 | KTM | 1290 Superadventure S | 17 | JTF1904 | 17 | JTR899 | 42 | 525 | 118 |
| 1290 | KTM | 1290 Superadventure S | 18 | JTF1904 | 17 | JTR899 | 42 | 525 | 118 |
| 1290 | KTM | 1290 Superadventure T | 17 | JTF1904 | 17 | JTR899 | 42 | 525 | 118 |
| 1290 | KTM | 1290 Superadventure T | 18 | JTF1904 | 17 | JTR899 | 42 | 525 | 118 |
| 1290 | KTM | 1290 Superduke | 14-15 | JTF1904 | 17 | JTR893 | 38 | 525 | 112 |
| 1290 | KTM | 1290 Superduke R | 16-18 | JTF1904 | 17 | JTR893 | 38 | 525 | 112 |
| 1290 | KTM | 1290 Superduke GT | 16-18 | JTF1904 | 17 | JTR893 | 38 | 525 | 112 |

| CC | Make | Model | Year | Front Sprocket | T | Rear Sprocket | T | Chain Pitch | Chain Length |
|----------------------------------|------------|-------------------------------------|------------------|----------------|---------|---------------|---------|-------------|--------------|
| Kymco Road Bikes | | | | | | | | | |
| 110 | Kymco | 110 Active | Greece / SE Asia | JTF274 | 14 | JTR263 | 36 | 428 | 108 |
| 110 | Kymco | 110 Visa-R | Greece / SE Asia | 12- | JTF273 | 14 | JTR263 | 36 | 428 |
| 110 | Kymco | 110 Visa-R <<< 420 Chain Conversion | Greece / SE Asia | 12- | JTF249 | 14 | JTR257 | 36 | 420 |
| 125 | Kymco | 125 Hipster | | 01-04 | JTF264 | 16 | JTR269 | 41 | 428 |
| 125 | Kymco | 125 Jetix | Greece / SE Asia | 12- | JTF273 | 14 | JTR263 | 39 | 428 |
| 125 | Kymco | 125 Jetix <<< 420 Chain Conversion | Greece / SE Asia | 12- | JTF249 | 14 | JTR257 | 39 | 420 |
| 125 | Kymco | 125 K-Pipe | | 15 | | | | | |
| 125 | Kymco | 125 CK1 | | 15 | | | | | |
| 125 | Kymco | 125 Nex One | Greece / SE Asia | 08- | JTF273 | 14 | JTR263 | 36 | 428 |
| 125 | Kymco | 125 Pulsar | | 01-05 | JTF264 | 15 | JTR269 | 39 | 428 |
| 125 | Kymco | 125 Pulsar II | | 08-10 | JTF264 | 15 | JTR269 | 41 | 428 |
| 125 | Kymco | 125 Spike | Greece / SE Asia | | JTF274 | 14 | JTR269 | 41 | 428 |
| 125 | Kymco | 125 Stryker | | 99-05 | JTF264 | 16 | JTR269 | 46 | 428 |
| 125 | Kymco | 125 Stryker II | | 06-07 | | | | | |
| 125 | Kymco | 125 STR | Greece / SE Asia | 10- | JTF264 | 15 | JTR1206 | 42 | 428 |
| 125 | Kymco | 125 Quannon | | 06-07 | JTF1264 | 15 | | 42 | 428 |
| 125 | Kymco | 125 Zing | | 97-01 | JTF264 | 16 | JTR269 | 41 | 428 |
| 125 | Kymco | 125 Zing II | | 08-15 | JTF1264 | 15 | | | 428 |
| 150 | Kymco | 150 STR | Greece / SE Asia | 10- | JTF259 | 15 | JTR263 | 41 | 428 |
| 250 | Kymco | 250 Venox | | 04-09 | JTF1043 | 14 | JTR1075 | 39 | 520 |
| Motor Hispania Road Bikes | | | | | | | | | |
| 50 | M.Hispania | 50 Furia Enduro / SM | | 05-10 | JTF1120 | 11 | JTR1131 | 52 | 420 |
| 50 | M.Hispania | 50 RYZ Enduro | | 05-10 | JTF1120 | 11 | JTR1131 | 52 | 420 |
| 50 | M.Hispania | 50 RYZ SM | | 05-10 | JTF1120 | 11 | | 52 | 420 |
| 50 | M.Hispania | 50 RX | | 05-09 | JTF1120 | 11 | JTR1133 | 52 | 420 |
| 50 | M.Hispania | 125 Duna Enduro / Trail / SM | | 09-10 | JTF1550 | 14 | JTR1134 | 52 | 428 |
| 50 | M.Hispania | 125 MH7 LC | | 09-10 | JTF548 | 14 | | 52 | 428 |
| 50 | M.Hispania | 125 MH7 AC | | 09-10 | JTF1550 | 14 | | 48 | 428 |
| 50 | M.Hispania | 125 RX R | | 09-10 | JTF548 | 14 | | 52 | 428 |
| 50 | M.Hispania | 125 KN1 | | 10 | JTF548 | 14 | | 52 | 428 |
| Malaguti Road Bikes | | | | | | | | | |
| 50 | Malaguti | 50 Drakon | | 05-08 | JTF1120 | 11 | | 48 | 420 |
| 50 | Malaguti | 50 XSM | | 03- | JTF1120 | 11 | JTR1131 | 45 | 420 |
| 50 | Malaguti | 50 XTM | | 03- | JTF1120 | 11 | JTR1131 | 48 | 420 |
| 125 | Malaguti | 125 X3M Enduro | | 07-08 | JTF1263 | 14 | JTR1134 | 50 | 428 |
| 125 | Malaguti | 125 X3M Motard | | 07-08 | JTF1263 | 14 | JTR1134 | 48 | 428 |
| MBK Road Bikes | | | | | | | | | |
| 50 | MBK | 50 X-Limit SM | | 97-98 | JTF1120 | 12 | JTR832 | 52 | 420 |
| 50 | MBK | 50 X-Limit SM | | 99-01 | JTF1120 | 12 | | 52 | 420 |
| 50 | MBK | 50 X-Limit SM | | 02 | JTF1120 | 12 | JTR1131 | 50 | 420 |
| 50 | MBK | 50 X-Limit SM | | 03-06 | JTF1120 | 11 | JTR1131 | 48 | 420 |
| 50 | MBK | 50 X-Limit | | 03-06 | JTF1120 | 11 | JTR1131 | 50 | 420 |
| 50 | MBK | 50 X-Power | | 00-02 | JTF1120 | 12 | JTR1078 | 47 | 420 |
| 50 | MBK | 50 X-Power | | 03-06 | JTF1120 | 11 | JTR1078 | 47 | 420 |
| Modenas Road Bikes | | | | | | | | | |
| 115 | Modenas | 115 Kriss | Greece / SE Asia | | JTF505 | 14 | JTR802 | 42 | 428 |
| 125 | Modenas | 125 Kriss EFL | Greece / SE Asia | | JTF505 | 15 | JTR802 | 41 | 428 |
| 125 | Modenas | 125 Kristar | Greece / SE Asia | | JTF505 | 14 | JTR468 | 42 | 428 |
| 135 | Modenas | 135 GT | Greece / SE Asia | | JTF505 | 14 | JTR468 | 42 | 428 |
| 135 | Modenas | 135 Xcite | Greece / SE Asia | | JTF505 | 14 | JTR468 | 42 | 428 |

| CC | Make | Model | Year | Front Sprocket | T | Rear Sprocket | T | Chain Pitch | Chain Length |
|---------------------------|---------|-------------------------------|--------------|----------------|----|---------------|----|-------------|--------------|
| MuZ Road Bikes | | | | | | | | | |
| 600 | MuZ | 600 Sport Cup | France 97-98 | JTF577 | 15 | JTR18 | 39 | 520 | 108 |
| 660 | MuZ | 660 Baghira | 97-03 | JTF577 | 15 | JTR857 | 45 | 520 | 116 |
| 660 | MuZ | 660 Mastiff | 97-03 | JTF577 | 15 | JTR857 | 43 | 520 | 110 |
| 660 | MuZ | 660 Scorpion Replica | 95-99 | JTF577 | 15 | | 39 | 520 | 108 |
| 660 | MuZ | 660 Scorpion Sport | 95-99 | JTF577 | 15 | JTR18 | 39 | 520 | 108 |
| 660 | MuZ | 660 Scorpion Tour | 95-02 | JTF577 | 15 | JTR18 | 43 | 520 | 114 |
| 660 | MuZ | 660 Scorpion Traveller | 95-02 | JTF577 | 15 | JTR18 | 43 | 520 | 108 |
| 660 | MuZ | 660 Tour | France 97-98 | JTF577 | 15 | JTR18 | 43 | 520 | 110 |
| 660 | MuZ | 660 Trouper | France 97-98 | JTF577 | 15 | JTR18 | 39 | 520 | 108 |
| 1000 | MuZ | 1000 S | 03 | | 17 | JTR479 | 43 | 530 | 108 |
| 1000 | MuZ | 1000 SF | 05 | | 16 | JTR479 | 45 | 530 | |
| Peugeot Road Bikes | | | | | | | | | |
| 50 | Peugeot | 50 XP6 | 98-06 | JTF1120 | 12 | JTR1131 | 52 | 420 | |
| 50 | Peugeot | 50 XP6 SM | 02-03 | JTF1120 | 12 | JTR1131 | 52 | 420 | 126 |
| 50 | Peugeot | 50 XP6 SM Street | 03-04 | JTF1120 | 12 | | | 420 | 126 |
| 50 | Peugeot | XPS50 T | 04-06 | JTF1120 | 12 | JTR1131 | 52 | 420 | |
| 50 | Peugeot | XPS50 SM | 04-09 | JTF1120 | 11 | JTR1131 | 52 | 420 | |
| 50 | Peugeot | 50 XR6 | 01 | JTF1120 | 11 | JTR1131 | 52 | 420 | 128 |
| 50 | Peugeot | 50 XR6 | 02-06 | JTF1120 | 12 | JTR1133 | 52 | 420 | 128 |
| 110 | Peugeot | 110 Vox | 13 | JTF273 | 14 | JTR263 | 36 | 428 | |
| 125 | Peugeot | 125 XPS CT | 06 | JTF1263 | 14 | JTR1134 | 48 | 428 | 124 |
| Rieju Road Bikes | | | | | | | | | |
| 50 | Rieju | 50 MRT | 09-10 | JTF1120 | 11 | JTR1131 | 52 | 420 | 132 |
| 50 | Rieju | 50 MRT Supermotard / Pro | 09-10 | JTF1120 | 11 | JTR1131 | 52 | 420 | 132 |
| 50 | Rieju | 50 MRX/SMX (2002 - June 2004) | 02-04 | JTF1120 | 12 | JTR1131 | 48 | 420 | 124 |
| 50 | Rieju | 50 MRX/SMX (July 2004 - 2006) | 04-08 | JTF1120 | 11 | JTR1131 | 52 | 420 | 126 |
| 50 | Rieju | 50 MRX Pro (2002 - June 2004) | 02-04 | JTF1120 | 12 | JTR1131 | 48 | 420 | 124 |
| 50 | Rieju | 50 MRX Pro (July 2004 - 2005) | 04-05 | JTF1120 | 11 | JTR1131 | 52 | 420 | |
| 50 | Rieju | 50 Naked | 04-09 | JTF1120 | 11 | JTR1077 | 47 | 420 | 126 |
| 50 | Rieju | 50 Tango | 07-10 | JTF1120 | 11 | JTR1076 | 52 | 420 | 126 |
| 50 | Rieju | 50 Tango Motard | 09 | | | | | | |
| 50 | Rieju | 50 TangoO! | 09 | | | | | | |
| 50 | Rieju | 50 Spike | 02 | JTF1120 | 12 | JTR1076 | 48 | 420 | |
| 50 | Rieju | 50 Spike | 03-05 | JTF1120 | 12 | JTR1076 | 52 | 420 | |
| 50 | Rieju | 50 RS2 | 09 | JTF1120 | 11 | JTR1077 | 47 | 420 | 126 |
| 50 | Rieju | 50 RS2 Matrix | 03 | JTF1120 | 13 | JTR1077 | 47 | 420 | 128 |
| 50 | Rieju | 50 RS2 Matrix | 04-10 | JTF1120 | 11 | JTR1077 | 47 | 420 | 126 |
| 50 | Rieju | 50 RS2 Pro | 09 | JTF1120 | 11 | JTR1077 | 47 | 420 | 126 |
| 50 | Rieju | 50 RS3 Matrix | 11 | JTF1120 | 11 | JTR1131 | 47 | 420 | 126 |
| 50 | Rieju | 50 RR | | JTF1120 | 12 | JTR1132 | 48 | 420 | |
| 125 | Rieju | 125 Marathon Pro | 09-15 | JTF1550 | 14 | JTR1134 | 56 | 428 | 136 |
| 125 | Rieju | 125 Marathon Pro Supermotard | 09-15 | JTF1550 | 14 | JTR1134 | 56 | 428 | 136 |
| 125 | Rieju | 125 RS2 Naked | 06-09 | JTF1263 | 14 | JTR1081 | 46 | 428 | 126 |
| 125 | Rieju | 125 RS2 Matrix | 06-09 | JTF1263 | 14 | JTR1081 | 46 | 428 | 126 |
| 125 | Rieju | 125 RS2 Pro | 09 | JTF1263 | 14 | JTR1081 | 46 | 428 | 126 |
| 125 | Rieju | 125 RS3 | 10-13 | JTF1263 | 14 | JTR1134 | 48 | 428 | 128 |
| 125 | Rieju | 125 RS3 Naked | 10-13 | JTF1263 | 14 | JTR1134 | 48 | 428 | 128 |
| 125 | Rieju | 125 SMX | 05-08 | JTF1263 | 14 | JTR1134 | 48 | 428 | 126 |
| 125 | Rieju | 125 Tango | 06-09 | JTF1263 | 14 | JTR1134 | 48 | 428 | 126 |
| 125 | Rieju | 125 Tango Pro | 09 | JTF1263 | 14 | JTR1134 | 48 | 428 | 126 |
| 250 | Rieju | 250 Marathon | 09 | | | | | | |
| 250 | Rieju | 250 Tango | 09 | | 17 | | 44 | 428 | 124 |
| 450 | Rieju | 450 Marathon | 09 | | | | | | |

| CC | Make | Model | Year | Front Sprocket | T | Rear Sprocket | T | Chain Pitch | Chain Length |
|--------------------------|--------|--------------------------------|---------------|----------------|----|---------------|----|-------------|--------------|
| Suzuki Road Bikes | | | | | | | | | |
| 50 | Suzuki | A50 | | JTF563 | 14 | JTR801 | 37 | 420 | 106 |
| 50 | Suzuki | AC50 | Norway | JTF563 | 13 | JTR801 | 39 | 420 | 106 |
| 50 | Suzuki | AP50 | France | JTF563 | 12 | JTR801 | 38 | 420 | 106 |
| 50 | Suzuki | AP50 | | JTF563 | 14 | JTR801 | 37 | 420 | 106 |
| 50 | Suzuki | APX50 Auto | France | JTF429 | 12 | JTR801 | 49 | 420 | 114 |
| 50 | Suzuki | APX50 Auto | France | JTF429 | 12 | JTR801 | 49 | 420 | 118 |
| 50 | Suzuki | DR50 | | JTF563 | 12 | JTR801 | 43 | 420 | 98 |
| 50 | Suzuki | ER21 50 | France | JTF563 | 14 | JTR801 | 49 | 420 | 114 |
| 50 | Suzuki | FM50 A Landy | Greece | JTF429 | 14 | JTR801 | 32 | 420 | 94 |
| 50 | Suzuki | FR50 | | JTF563 | 13 | JTR801 | 36 | 420 | 104 |
| 50 | Suzuki | GSX-R50 (RB50 H) | | JTF563 | 14 | JTR801 | 37 | 420 | 100 |
| 50 | Suzuki | GT50 | France | JTF563 | 15 | JTR801 | 32 | 420 | 96 |
| 50 | Suzuki | GT50 KB,KN,KX | | JTF563 | 12 | JTR801 | 47 | 420 | 112 |
| 50 | Suzuki | OR50 E-N,T | | JTF563 | 13 | JTR801 | 43 | 420 | 98 |
| 50 | Suzuki | PV50 | Norway | JTF563 | 13 | JTR801 | 30 | 420 | 88 |
| 50 | Suzuki | RG50 EW1-4,EWH,EWWH,EWJ,EWCJ/L | Japan | JTF413 | 12 | JTR801 | 43 | 420 | 126 |
| 50 | Suzuki | RV50 | France | JTF563 | 15 | JTR801 | 32 | 420 | 96 |
| 50 | Suzuki | RV50 C | | JTF563 | 14 | JTR801 | 32 | 420 | |
| 50 | Suzuki | RV50 K,LM,A | | JTF563 | 13 | JTR801 | 38 | 420 | |
| 50 | Suzuki | RV50 X / D Van Van | | JTF563 | 15 | JTR801 | 32 | 420 | 98 |
| 50 | Suzuki | TS50 ERK,N,T,X | Germany | JTF563 | 11 | JTR801 | 50 | 420 | 114 |
| 50 | Suzuki | TS50 ERN,T,X,Z,K | | JTF563 | 12 | JTR801 | 49 | 420 | 114 |
| 50 | Suzuki | TS50 ER | Norway | JTF563 | 12 | JTR801 | 54 | 420 | 116 |
| 50 | Suzuki | TS50 KC,KM | | JTF563 | 12 | JTR801 | 45 | 420 | 112 |
| 50 | Suzuki | TS50 KN | | JTF563 | 12 | JTR801 | 47 | 420 | 112 |
| 50 | Suzuki | TS50 W 2-4 | SA11A Japan | JTF413 | 12 | | | 420 | 120 |
| 50 | Suzuki | TSX50 (TS50XK-N,P,R) | Germany | JTF413 | 12 | JTR801 | 54 | 420 | 126 |
| 50 | Suzuki | TSX50 (TS50XK-) | | JTF413 | 12 | JTR801 | 51 | 420 | 124 |
| 50 | Suzuki | ZR50 K-N,X | | JTF563 | 12 | JTR801 | 45 | 420 | 112 |
| 50 | Suzuki | ZR50 K/N (X1E) | Germany | JTF563 | 10 | JTR801 | 45 | 420 | 110 |
| 50 | Suzuki | ZR50 X1 | Norway | JTF562 | 10 | JTR801 | 44 | 420 | 112 |
| 50 | Suzuki | ZR50 SL | Norway | JTF563 | 11 | JTR801 | 47 | 420 | 112 |
| 50 | Suzuki | ZR50 SK | Norway | JTF563 | 11 | JTR801 | 48 | 420 | 112 |
| 50 | Suzuki | ZR50 SK-E,F,X,H | | JTF563 | 11 | JTR801 | 46 | 420 | 112 |
| 50 | Suzuki | ZR50 SL GT Chopper | France | JTF429 | 12 | JTR801 | 45 | 420 | 112 |
| 50 | Suzuki | ZRS 50 RG | France | JTF429 | 12 | JTR801 | 46 | 420 | 112 |
| 70 | Suzuki | FR70 | | JTF563 | 14 | JTR801 | 34 | 420 | 112 |
| 75 | Suzuki | TS75 M/A/B | USA | JTF563 | 15 | JTR801 | 42 | 420 | 110 |
| 80 | Suzuki | FR80 B | | JTF563 | 14 | JTR801 | 34 | 420 | 104 |
| 80 | Suzuki | FR80 N,Z,D | | JTF563 | 14 | JTR801 | 34 | 420 | 106 |
| 80 | Suzuki | GT80 E,X3 | | JTF428 | 14 | JTR802 | 40 | 428 | 110 |
| 80 | Suzuki | GT80 L,X | | JTF428 | 14 | JTR802 | 38 | 428 | 110 |
| 80 | Suzuki | RG80 | | JTF428 | 15 | JTR802 | 43 | 428 | 112 |
| 80 | Suzuki | RG80 C-F/M Gamma | NC11A Germany | JTF1425 | 15 | JTR810 | 49 | 428 | 130 |
| 80 | Suzuki | RG80 Gamma | | JTF1425 | 14 | JTR810 | 47 | 428 | 132 |
| 80 | Suzuki | RG80 | | JTF1425 | 14 | JTR810 | 48 | 428 | 130 |
| 80 | Suzuki | TS80 ER,X,Z | | JTF428 | 14 | JTR802 | 42 | 428 | 114 |
| 80 | Suzuki | TS80 ER,X,Z | Germany | JTF428 | 14 | JTR802 | 41 | 428 | 114 |
| 80 | Suzuki | TS80 ER,X,Z | France | JTF428 | 14 | JTR802 | 45 | 428 | 112 |
| 80 | Suzuki | TSX80 E,G (TS80X) | | JTF1425 | 14 | JTR802 | 42 | 428 | 120 |
| 80 | Suzuki | TSX80 R-E,G,H (TS80X) | France | JTF1425 | 14 | JTR802 | 43 | 428 | 122 |
| 90 | Suzuki | RV90 M,A,B | | JTF1425 | 15 | JTR802 | 46 | 428 | 110 |
| 90 | Suzuki | TC90 R | USA | | | JTR810 | 47 | | |
| 90 | Suzuki | TS90 R Honcho | USA | JTF1263 | 14 | JTR810 | 51 | 428 | 114 |
| 90 | Suzuki | TC90 J | USA | | | JTR810 | 51 | 428 | 114 |
| 90 | Suzuki | TS90 J Rover | USA | JTF1263 | 14 | JTR802 | 51 | 428 | |
| 100 | Suzuki | A100 All | | JTF1425 | 14 | JTR802 | 37 | 428 | 108 |

| CC | Make | Model | Year | Front Sprocket | T | Rear Sprocket | T | Chain Pitch | Chain Length |
|-----|--------|--|--------------------|----------------|----|---------------|----|-------------|--------------|
| 100 | Suzuki | DR100 K,L | Australia 89-90 | JTF426 | 13 | JTR804 | 42 | 428 | 112 |
| 100 | Suzuki | DS100 C,N,T,X | USA 78-81 | JTF1263 | 14 | JTR809 | 44 | 428 | 114 |
| 100 | Suzuki | GP100 C,JC | 78-80 | JTF1425 | 15 | JTR802 | 46 | 428 | 120 |
| 100 | Suzuki | GP100 N,UN | 79-80 | JTF1425 | 15 | JTR802 | 46 | 428 | 120 |
| 100 | Suzuki | GP100 UX,X,D,ED | | JTF1425 | 15 | JTR802 | 46 | 428 | 120 |
| 100 | Suzuki | GP100 UX | | JTF1425 | 15 | JTR802 | 42 | 428 | 118 |
| 100 | Suzuki | GP100 ED,UD | | JTF1425 | 15 | JTR802 | 42 | 428 | 118 |
| 100 | Suzuki | GT100 | Norway 76 | JTF418 | 14 | JTR802 | 51 | 428 | 120 |
| 100 | Suzuki | TS100 | 73-77 | JTF416 | 14 | JTR809 | 44 | 428 | 114 |
| 100 | Suzuki | TS100 K,L,M | 77-79 | JTF416 | 13 | JTR809 | 49 | 428 | 124 |
| 100 | Suzuki | TS100 ER-N,T,X | 79-82 | JTF416 | 14 | JTR809 | 44 | 428 | 114 |
| 100 | Suzuki | TS100 ERZ | 82-84 | JTF416 | 14 | JTR804 | 44 | 428 | 118 |
| 100 | Suzuki | TS100 ERZ | 82-84 | JTF416 | 14 | JTR804 | 45 | 428 | 120 |
| 100 | Suzuki | TS100 ER | Norway 81- | JTF418 | 14 | JTR809 | 49 | 428 | 122 |
| 110 | Suzuki | DR-Z110 K3,K4 | 03-04 | JTF249 | 14 | JTR801 | 33 | 420 | 86 |
| 110 | Suzuki | DR-Z110 K5 | 05 | JTF249 | 14 | JTR801 | 33 | 420 | 86 |
| 110 | Suzuki | 110 Shogun | Greece / SE Asia | JTF428 | 14 | JTR802 | 35 | 428 | 100 |
| 120 | Suzuki | B120 | 71-77 | JTF1425 | 14 | JTR810 | 31 | 428 | 106 |
| 120 | Suzuki | RGV120 | Greece | JTF428 | 13 | JTR802 | 42 | 428 | 126 |
| 125 | Suzuki | DR125 S | SF42A 80-85 | JTF426 | 14 | JTR809 | 47 | 428 | 122 |
| 125 | Suzuki | DR125 S Raider | SF44A 85-94 | JTF409 | 16 | JTR809 | 53 | 428 | 134 |
| 125 | Suzuki | DR125 Z,D,E | USA 82-84 | JTF426 | 14 | JTR809 | 47 | 428 | 122 |
| 125 | Suzuki | DR125 G,H,J | USA 86-88 | JTF409 | 16 | JTR809 | 53 | 428 | 134 |
| 125 | Suzuki | DR125 SE R/S/T/V/W/X/Y | 94-00 | JTF409 | 16 | JTR809 | 53 | 428 | 134 |
| 125 | Suzuki | DR125 SM | 08-13 | JTF1263 | 16 | JTR805 | 50 | 428 | 130 |
| 125 | Suzuki | FL125 SDW-K7,K8,K9 Address | 07-09 | JTF273 | 14 | JTR802 | 34 | 428 | 100 |
| 125 | Suzuki | FX125 | Greece / SE Asia | JTF410 | 14 | JTR802 | 44 | 428 | 122 |
| 125 | Suzuki | GN125 Z/D | USA 82-83 | JTF426 | 14 | JTR810 | 42 | 428 | 114 |
| 125 | Suzuki | GN125 E-M/N/P/R/S/T/V | 92-98 | JTF426 | 14 | JTR810 | 42 | 428 | 114 |
| 125 | Suzuki | GN125 | NF41A France 92-98 | JTF426 | 14 | JTR810 | 41 | 428 | 114 |
| 125 | Suzuki | GN125 R (80 Kmh Version) | Germany 94-96 | JTF426 | 12 | JTR810 | 42 | 428 | 114 |
| 125 | Suzuki | GN125 | Germany 97-99 | JTF410 | 14 | JTR810 | 41 | 428 | 124 |
| 125 | Suzuki | GN125 | 99-00 | JTF426 | 14 | JTR810 | 42 | 428 | 124 |
| 125 | Suzuki | GP125 All | 80-89 | JTF1425 | 15 | JTR810 | 41 | 428 | 118 |
| 125 | Suzuki | GS125 (Drum Brake) | 79-82 | JTF426 | 14 | JTR810 | 42 | 428 | 116 |
| 125 | Suzuki | GS125 ES (Disc Brake) | 83-96 | JTF426 | 14 | JTR810 | 43 | 428 | 116 |
| 125 | Suzuki | GS125 ES | 97-00 | JTF426 | 14 | JTR810 | 43 | 428 | 124 |
| 125 | Suzuki | GS125 | Germany 97-98 | JTF410 | 14 | JTR810 | 43 | 428 | |
| 125 | Suzuki | GSX-R125 | 17-18 | JTF1425 | 14 | JTR803 | 45 | 428 | 122 |
| 125 | Suzuki | GSX-S125 | 17-18 | JTF1425 | 14 | JTR803 | 45 | 428 | 122 |
| 125 | Suzuki | GT125 M | | JTF1425 | 14 | JTR810 | 47 | 428 | 124 |
| 125 | Suzuki | GT125 A,B,C,N,L | 74-81 | JTF416 | 13 | JTR810 | 50 | 428 | 122 |
| 125 | Suzuki | GZ125 Marauder | 98-11 | JTF410 | 15 | JTR1794 | 45 | 428 | 132 |
| 125 | Suzuki | GZ125 Marauder (80 Kmh Version) | Germany 98-06 | JTF410 | 14 | JTR1794 | 45 | 428 | 132 |
| 125 | Suzuki | RG125 UC-G,H,J,K,L,M,N (12BHP) | 86-92 | JTF1425 | 15 | JTR810 | 42 | 428 | 128 |
| 125 | Suzuki | RG125 FU-N,P,R Wolf | NF13B,E 92-94 | JTF425 | 16 | JTR1806 | 47 | 428 | 130 |
| 125 | Suzuki | RG125 FU-N,P,R Wolf <<< 520 Chain Conversion | NF13B,E 92-94 | JTF422 | 14 | JTR1825 | 41 | 520 | |
| 125 | Suzuki | RG125 FU-N Race Replica | 92 | JTF425 | 16 | JTR1806 | 47 | 428 | 130 |
| 125 | Suzuki | RG125 FU-P,R,S,T Race Replica | 93-96 | JTF425 | 16 | JTR1806 | 47 | 428 | 132 |
| 125 | Suzuki | RV125 | | JTF1425 | 15 | JTR810 | 50 | 428 | 124 |
| 125 | Suzuki | RV125 K3-K6 Van Van | 03-06 | JTF1425 | 15 | JTR1796 | 51 | 428 | 134 |
| 125 | Suzuki | RV125 K7-K9,L0-L6 Van Van | 07-16 | JTF1425 | 15 | JTR1796 | 49 | 428 | 134 |
| 125 | Suzuki | SP125 Z,D | USA 82-83 | JTF426 | 14 | JTR809 | 47 | 428 | 122 |
| 125 | Suzuki | SP125 G,H,J | USA 86-88 | JTF409 | 16 | JTR809 | 53 | 428 | 134 |
| 125 | Suzuki | TC125 J,K,L,M,A,B | USA 73-77 | JTF422 | 12 | JTR811 | 39 | 520 | 94 |
| 125 | Suzuki | TF125 | 81- | JTF1263 | 13 | JTR809 | 53 | 428 | 118 |
| 125 | Suzuki | TS125 K,L,M,A,B,C | 73-77 | JTF1425 | 15 | JTR809 | 50 | 428 | 118 |
| 125 | Suzuki | TS125 C,ER-N,T,X | 78-82 | JTF1425 | 15 | JTR809 | 44 | 428 | 114 |
| 125 | Suzuki | TS125 C,N | USA 78-79 | JTF1263 | 15 | JTR809 | 44 | 428 | 114 |

| CC | Make | Model | Year | Front Sprocket | T | Rear Sprocket | T | Chain Pitch | Chain Length |
|-----|--------|---|-----------------------|----------------|----|---------------|----|-------------|--------------|
| 125 | Suzuki | TS125 T,X | USA 80-81 | JTF1263 | 15 | JTR809 | 46 | 428 | 116 |
| 125 | Suzuki | TS125 ERZ | 82-84 | JTF1425 | 15 | JTR804 | 45 | 428 | 118 |
| 125 | Suzuki | TSX125 LC (TS125X) All | 84-91 | JTF416 | 14 | JTR805 | 50 | 428 | 126 |
| 125 | Suzuki | TSR125 (TS125SRK) | SF15A 89 | JTF425 | 17 | JTR805 | 50 | 428 | 130 |
| 125 | Suzuki | TSR125 (TS125R-L,M,N,P,R,S,T) | SF15A 90-96 | JTF1425 | 15 | JTR805 | 50 | 428 | 130 |
| 125 | Suzuki | TSR125(TS125R-L/R) <<< 520 Chain Conversion | SF15A 90-94 | JTF422 | 12 | JTR808 | 39 | 520 | 106 |
| 125 | Suzuki | TU125 XT | 99-00 | JTF410 | 14 | JTR810 | 41 | 428 | 114 |
| 125 | Suzuki | VL125 Intruder LC | 00-07 | JTF410 | 14 | JTR1806 | 56 | 428 | 142 |
| 185 | Suzuki | GT185 | 74-79 | JTF422 | 14 | JTR815 | 38 | 520 | 102 |
| 185 | Suzuki | TC185 M,A,B | USA 75-77 | | 12 | JTR811 | 39 | 520 | 94 |
| 185 | Suzuki | TF185 | 81- | JTF422 | 12 | JTR811 | 46 | 520 | 100 |
| 185 | Suzuki | TS185 | 79-84 | JTF422 | 12 | JTR811 | 39 | 520 | 96 |
| 185 | Suzuki | TS185 K,L,M,A,B,C,N,T,X | USA 71-81 | JTF422 | 12 | JTR811 | 39 | 520 | 102 |
| 200 | Suzuki | DR200 S- G,H,J,K,M | 86-91 | JTF4325C | 15 | JTR811 | 46 | 520 | 112 |
| 200 | Suzuki | DR200 G,H,J | USA 86-88 | JTF4325C | 15 | JTR811 | 45 | 520 | 112 |
| 200 | Suzuki | DR200 S | USA 15-18 | JTF4325C | 15 | JTR811 | 45 | 520 | 112 |
| 200 | Suzuki | DR200 S | 17-18 | JTF4325C | 15 | JTR811 | 45 | 520 | 112 |
| 200 | Suzuki | DR200 SE-T,V,W,X,Y,K1-K9,L0,L1-L5 | 96-15 | JTF4325C | 15 | JTR811 | 45 | 520 | 112 |
| 200 | Suzuki | GT200 EX (X5) | 79-82 | JTF422 | 12 | JTR815 | 35 | 520 | 98 |
| 200 | Suzuki | SB200 N,X | 79-81 | JTF422 | 12 | JTR815 | 35 | 520 | 98 |
| 200 | Suzuki | SP200 G,H,J | USA 86-88 | JTF4325C | 15 | JTR811 | 45 | 520 | 110 |
| 200 | Suzuki | TSR200 (TS200 RM,RP) | SH12A 90-92 | JTF1408 | 15 | JTR808 | 39 | 520 | 106 |
| 200 | Suzuki | RV200 Van Van | 16-18 | JTF1408 | 15 | JTR1826 | 46 | 520 | 114 |
| 250 | Suzuki | DR250 S-L,M,N,P | 90-93 | JTF4325C | 13 | JTR822 | 49 | 520 | 112 |
| 250 | Suzuki | DR250 S-Z,E,F,G,H | SJ41A 82-87 | JTF434 | 14 | JTR820 | 42 | 520 | 106 |
| 250 | Suzuki | DR250 S-Z,E,F,G,H | SJ41A Australia 82-87 | JTF434 | 15 | JTR820 | 42 | 520 | 106 |
| 250 | Suzuki | DR250 S | SJ41A Japan | JTF434 | 15 | JTR820 | 42 | 520 | 102 |
| 250 | Suzuki | DR250 RS | SJ45A Japan 95 | JTF4325C | 14 | | | 520 | 108 |
| 250 | Suzuki | DR-Z250 K1,K2,K3,K4,K5,K6,K7 | 01-07 | JTF4325C | 13 | JTR808 | 49 | 520 | 112 |
| 250 | Suzuki | GF250 D | 88 | JTF434 | 13 | JTR1825 | 45 | 520 | 106 |
| 250 | Suzuki | GN250 All | 82-99 | JTF434 | 15 | JTR819/2 | 41 | 520 | 100 |
| 250 | Suzuki | GS250 T T/X | 79-80 | JTF430 | 14 | JTR819 | 47 | 520 | 106 |
| 250 | Suzuki | GSF250 M,N,P Bandit | GJ74A Japan 91-93 | JTF1439 | 13 | JTR823 | 49 | 520 | 116 |
| 250 | Suzuki | GSF250 | Japan 95 | JTF4325C | 13 | JTR823 | 49 | 520 | 116 |
| 250 | Suzuki | GSR250 | Japan 12-17 | JTF1447 | 14 | JTR823 | 46 | 520 | 116 |
| 250 | Suzuki | GSR250 F | Japan 15-17 | JTF1447 | 14 | JTR823 | 46 | 520 | 116 |
| 250 | Suzuki | GSR250 S | Japan 13-17 | JTF1447 | 14 | JTR823 | 46 | 520 | 116 |
| 250 | Suzuki | GSX250 ET,EX | GJ51B Germany 80-82 | JTF430 | 14 | JTR819 | 47 | 520 | 104 |
| 250 | Suzuki | GSX250 ET,EX | GJ51B 80-82 | JTF430 | 14 | JTR819 | 46 | 520 | 104 |
| 250 | Suzuki | GSX250 ED,EZ Katana | 82-84 | JTF430 | 15 | JTR826 | 47 | 520 | 110 |
| 250 | Suzuki | GSX250 E,ES,SZ,ED,EZ Katana | Germany 82-84 | JTF430 | 14 | JTR826 | 47 | 520 | 110 |
| 250 | Suzuki | GSX250 Katana (4 Cyl) | Japan 90-94 | JTF1439 | 13 | JTR823 | 49 | 520 | 116 |
| 250 | Suzuki | GSX250 FM,FN Acrosse | 91-93 | JTF1439 | 13 | JTR823 | 49 | 520 | 110 |
| 250 | Suzuki | GSX250 R | 17-18 | JTF1447 | 14 | JTR823 | 46 | 520 | 116 |
| 250 | Suzuki | GSX-R250 RCH,RH,CJ,CK | Japan 87-89 | JTF1439 | 13 | JTR1825 | 47 | 520 | 108 |
| 250 | Suzuki | GSX-R250 RK | Japan 89 | JTF1439 | 14 | JTR822 | 48 | 520 | 112 |
| 250 | Suzuki | GT250 (X7) | 79-85 | JTF430 | 15 | JTR819/2 | 41 | 520 | 102 |
| 250 | Suzuki | GT250 K,L,M | 73-75 | JTF419 | 14 | JTR812 | 41 | 525 | 98 |
| 250 | Suzuki | GT250 A,B | USA 76-77 | JTF419 | 14 | JTR812 | 41 | 525 | 98 |
| 250 | Suzuki | GT250 A,B,C | 75-78 | JTF419 | 14 | JTR812 | 43 | 525 | 98 |
| 250 | Suzuki | GW250 L2,L3,L4,L5,L6,L7 Inazuma | 12-17 | JTF1447 | 14 | JTR823 | 46 | 520 | 116 |
| 250 | Suzuki | GW250 L5,L6 Inazuma F | 15-17 | JTF1447 | 14 | JTR823 | 46 | 520 | 116 |
| 250 | Suzuki | GW250 L5,L6 Inazuma Z | 15-16 | JTF1447 | 14 | JTR823 | 46 | 520 | 116 |
| 250 | Suzuki | GZ250 Marauder | 99-00 | JTF434 | 15 | JTR819/2 | 41 | 520 | 110 |
| 250 | Suzuki | GZ250 Marauder | 04-10 | JTF434 | 15 | JTR819/2 | 41 | 520 | 110 |
| 250 | Suzuki | GZ250 | 10-11 | JTF434 | 15 | JTR819/2 | 41 | 520 | 110 |
| 250 | Suzuki | RG250 FG,CH,FH,FCH Gamma | 86-88 | JTF436 | 14 | JTR819 | 39 | 520 | 110 |
| 250 | Suzuki | RG250 WD,WE Gamma | 83-84 | JTF436 | 14 | JTR819 | 37 | 520 | 110 |
| 250 | Suzuki | RGV250 K,L Wolf | VJ21A 89-90 | JTF436 | 15 | JTR817 | 46 | 520 | 114 |

| CC | Make | Model | | Year | Front Sprocket | T | Rear Sprocket | T | Pitch | Chain Length |
|-----|--------|---|-------------|-------|----------------|----|---------------|----|-------|--------------|
| 250 | Suzuki | RGV250 M,N,P,R,S,T | VJ22B | 91-96 | JTF436 | 14 | JTR822 | 43 | 520 | 114 |
| 250 | Suzuki | RGV250 M,N,P,R | VJ22B Japan | 91-94 | JTF436 | 14 | JTR822 | 44 | 520 | 114 |
| 250 | Suzuki | RGV250 N | USA | 92 | JTF5655C | 14 | JTR822 | 44 | 520 | |
| 250 | Suzuki | RGV250 | Greece | | JTF4325C | 14 | JTR822 | 46 | 520 | 112 |
| 250 | Suzuki | SP250 Z,D,F | USA | 82-85 | JTF434 | 15 | JTR820 | 42 | 520 | 102 |
| 250 | Suzuki | T20 Super Six | | 68 | | 14 | JTR812 | 44 | 525 | |
| 250 | Suzuki | T20 Super Six <<< 520 Chain Conversion | | 68 | JTF422 | 14 | JTR1826 | 44 | 520 | |
| 250 | Suzuki | TS250 R,J,K,L,M,A | USA | 71-76 | JTF433 | 15 | JTR813 | 39 | 525 | 104 |
| 250 | Suzuki | TS250 B,C,N,T,X | USA | 77-81 | JTF419 | 15 | JTR813 | 40 | 525 | 104 |
| 250 | Suzuki | TS250 A,B,C | | 75-79 | JTF433 | 15 | JTR813 | 40 | 525 | 104 |
| 250 | Suzuki | TS250 ERN,T | | 80-83 | JTF433 | 16 | JTR813 | 40 | 525 | 102 |
| 250 | Suzuki | TS250 K,L,M | | 73-75 | JTF419 | 15 | JTR812 | 41 | 525 | 104 |
| 250 | Suzuki | TSX250 LC (TS250X-E,F,G,H,I,K) | SJ11D | 85-90 | JTF4325C | 13 | JTR828 | 48 | 520 | 112 |
| 250 | Suzuki | TSX250 LC (TS250 XE) | Australia | 85 | JTF4325C | 13 | JTR828 | 47 | 520 | 102 |
| 250 | Suzuki | TU250 X | | 98-00 | JTF434 | 15 | JTR819/2 | 41 | 520 | 110 |
| 250 | Suzuki | TU250 X | | 09-18 | JTF434 | 15 | JTR819/2 | 43 | 520 | 108 |
| 250 | Suzuki | TV250 (RGV250 Wolf) | VJ21A Japan | 89-90 | JTF436 | 14 | JTR817 | 46 | 520 | 114 |
| 250 | Suzuki | VL250 Intruder LC | | 00-04 | JTF434 | 15 | JTR1825 | 43 | 520 | 114 |
| 250 | Suzuki | 250 V-Strom | | 17-18 | JTF1447 | 14 | | 47 | 520 | |
| 300 | Suzuki | GS300 L Z/D/F | USA | 82-85 | JTF430 | 15 | JTR1826 | 42 | 520 | 108 |
| 350 | Suzuki | DR350 S-L,M,N,P | SK42B | 90-93 | JTF4325C | 14 | JTR822 | 43 | 520 | 108 |
| 350 | Suzuki | DR350 SE-R,S | | 94-95 | JTF4325C | 15 | JTR822 | 41 | 520 | 110 |
| 350 | Suzuki | DR350 SE-T | | 96 | JTF4325C | 15 | JTR808 | 41 | 520 | 108 |
| 350 | Suzuki | DR350 SE-V,W | | 97-98 | JTF4325C | 15 | JTR808 | 43 | 520 | 108 |
| 350 | Suzuki | DR350 SE-X | | 99 | JTF4325C | 15 | JTR808 | 44 | 520 | 110 |
| 350 | Suzuki | DR350 SE-T,V,W,X | USA | 96-99 | JTF4325C | 15 | JTR808 | 41 | 520 | 108 |
| 350 | Suzuki | SG350 N Goose | NK42A Japan | 91-92 | JTF4325C | 14 | JTR1825 | 37 | 520 | 102 |
| 370 | Suzuki | DR370 C,N | USA | 78-79 | JTF434 | 15 | JTR820 | 42 | 520 | 110 |
| 370 | Suzuki | SP370 C,N | | 77-82 | JTF434 | 15 | JTR820 | 42 | 520 | 102 |
| 380 | Suzuki | GT380 A,B,C | | 73-75 | JTF424 | 15 | JTR814 | 40 | 530 | 104 |
| 380 | Suzuki | GT380 K,L,M | | 75-78 | JTF424 | 15 | JTR814 | 40 | 530 | 104 |
| 380 | Suzuki | GT380 B (Asco) | USA | 77 | JTF424 | 15 | JTR814 | 40 | 530 | 104 |
| 380 | Suzuki | GT380 | France | | JTF424 | 14 | JTR814 | 42 | 530 | 98 |
| 400 | Suzuki | DR400 S-T,X,Z | | 80-83 | JTF434 | 16 | JTR822 | 44 | 520 | 108 |
| 400 | Suzuki | DR-Z400 S-K1,K2,K3,K4,K5,K6,K7,K8,K9,L0-L8 | | 00-18 | JTF4325C | 15 | JTR808 | 44 | 520 | 112 |
| 400 | Suzuki | DR-Z400 SM-K5,K6,K7,K8,K9,L0-L8 | | 05-18 | JTF4325C | 15 | JTR808 | 41 | 520 | 110 |
| 400 | Suzuki | GN400 TT ,D,LX | | 80-82 | JTF434 | 16 | JTR1825 | 37 | 520 | 98 |
| 400 | Suzuki | GN400 X T,X | USA | 80-81 | JTF434 | 16 | JTR1825 | 37 | 520 | 98 |
| 400 | Suzuki | GN400 T T,X,Z | USA | 80-82 | JTF434 | 16 | JTR1825 | 37 | 520 | 98 |
| 400 | Suzuki | GS400 B,C,EC,EN | | 77-79 | JTF513 | 16 | JTR814 | 45 | 530 | 104 |
| 400 | Suzuki | GS400 F | | 77-78 | JTF513 | 15 | JTR814 | 42 | 530 | 104 |
| 400 | Suzuki | GS400 LX | | 80 | JTF513 | 16 | JTR814 | 41 | 530 | 102 |
| 400 | Suzuki | GS400 LT | | 81 | JTF513 | 16 | JTR814 | 43 | 530 | 102 |
| 400 | Suzuki | GS400 E | GK54A Japan | | JTF565 | 15 | JTR823 | 42 | 520 | 110 |
| 400 | Suzuki | GSF400 L,M,N Bandit | GK75B | 90-92 | JTF433 | 14 | JTR807 | 47 | 525 | 114 |
| 400 | Suzuki | GSF400 P,R Bandit | | 93-94 | JTF433 | 14 | JTR807 | 46 | 525 | 114 |
| 400 | Suzuki | GSX400 E,S (T,X) | Germany | 80-81 | JTF513 | 15 | JTR814 | 44 | 530 | 110 |
| 400 | Suzuki | GSX400 (2 Cyl) | France | 84 | JTF513 | 16 | JTR814 | 44 | 530 | 110 |
| 400 | Suzuki | GSX400 ED,EZ,S-Z,D,E,F,G,H | GK51/53C | 82-87 | JTF513 | 16 | JTR814 | 45 | 530 | 110 |
| 400 | Suzuki | GSX400 ES,ET,EX (2 Cyl) | | 80-83 | JTF513 | 15 | JTR814 | 44 | 530 | 104 |
| 400 | Suzuki | GSX400 ES,ET,EX (2 Cyl) | Australia | 80-83 | JTF513 | 15 | JTR814 | 45 | 530 | 104 |
| 400 | Suzuki | GSX400 F-J,K,AK,L | GK74A Japan | 88-90 | JTF433 | 14 | JTR807 | 49 | 525 | 114 |
| 400 | Suzuki | GSX400 FWS D | GK71A | 83-84 | JTF435 | 15 | JTR816 | 46 | 530 | 112 |
| 400 | Suzuki | GSX400 FX,FZ,FD,FE | | 81-86 | JTF435 | 15 | JTR816 | 43 | 530 | 104 |
| 400 | Suzuki | GSX400 R3,R3C (GSX-R400) | GK71F Japan | 87 | JTF433 | 14 | | 46 | 525 | 112 |
| 400 | Suzuki | GSX400 R3,R3C (GSX-R400) <<< 520 Chain Conversion | GK71F Japan | 87 | JTF1439 | 14 | JTR1825 | 46 | 520 | 112 |
| 400 | Suzuki | GSX400 R,RC,R2 (GSX-R400) | GK71B Japan | 85 | JTF433 | 15 | | 46 | 525 | 114 |

| CC | Make | Model | Year | Front Sprocket | T | Rear Sprocket | T | Chain | | | |
|-----|--------|--|-------|----------------|-------|---------------|----|---------|--------|-----|-----|
| | | | | | | | | Pitch | Length | | |
| 400 | Suzuki | GSX400 R,RC,R2 (GSX-R400) <<< 520 Chain Conversion | GK71B | Japan | 85 | JTF1439 | 15 | JTR1825 | 46 | 520 | 114 |
| 400 | Suzuki | GSX400 TX | | | 81-85 | JTF513 | 16 | JTR814 | 43 | 530 | 104 |
| 400 | Suzuki | GSX400 X Impulse | GK71E | Japan | 86 | JTF433 | 14 | | 46 | 525 | 110 |
| 400 | Suzuki | GSX400 Impulse | GK79A | Japan | 94 | JTF433 | 14 | JTR807 | 48 | 525 | 116 |
| 400 | Suzuki | GSX-R400 >>> 530 Chain Conversion | | Japan | 88-89 | JTF435 | 14 | JTR829 | 45 | 530 | 108 |
| 400 | Suzuki | GSX-R400 J,RK,RAK | GK73A | Japan | 88-89 | JTF433 | 14 | JTR807 | 45 | 525 | 108 |
| 400 | Suzuki | GSX-R400 RL,RM,RN | GK76A | Japan | 90-92 | JTF433 | 14 | JTR807 | 44 | 525 | 108 |
| 400 | Suzuki | RF400 | | Japan | | JTF433 | 14 | JTR807 | 49 | 525 | 114 |
| 400 | Suzuki | RG400 EW | HK31A | Japan | 87 | JTF433 | 15 | | 41 | 525 | 106 |
| 400 | Suzuki | RG400 EW <<< 520 Chain Conversion | HK31A | Japan | 87 | JTF512 | 15 | JTR1825 | 41 | 520 | 106 |
| 400 | Suzuki | SP400 | | | 79-82 | JTF434 | 15 | JTR820 | 42 | 520 | 102 |
| 400 | Suzuki | SV400 | | Japan | | JTF512 | 15 | JTR823 | 45 | 520 | |
| 400 | Suzuki | TS400 J,K,L,M,A,B | | USA | 72-77 | JTF419 | 15 | JTR813 | 40 | 525 | 104 |
| 400 | Suzuki | 400 Inazuma | | Japan | 97-04 | JTF565 | 14 | JTR823 | 49 | 520 | 114 |
| 425 | Suzuki | GS425 N,EL,EN | | | 79-80 | JTF513 | 16 | JTR814 | 45 | 530 | 104 |
| 450 | Suzuki | GS450 E/S-T,X | | | 80-82 | JTF513 | 16 | JTR814 | 45 | 530 | 104 |
| 450 | Suzuki | GS450 E/S-E,F,G,H,J | | | 84-88 | JTF513 | 16 | JTR814 | 45 | 530 | 110 |
| 450 | Suzuki | GS450 L-E,F,G,H | | | 84-87 | JTF513 | 16 | JTR814 | 42 | 530 | 108 |
| 500 | Suzuki | DR500 S-X,Z | | | 81-83 | JTF434 | 15 | JTR1825 | 45 | 520 | 106 |
| 500 | Suzuki | DR500 X,Z,D | | USA | 81-83 | JTF434 | 14 | JTR1825 | 47 | 520 | 106 |
| 500 | Suzuki | GS500 E-K,L,M,N,P (2 Cyl) | | | 88-93 | JTF565 | 16 | JTR823 | 39 | 520 | 112 |
| 500 | Suzuki | GS500 E-R,S,T,V,W (2 Cyl) | | | 94-98 | JTF516 | 16 | JTR823 | 39 | 520 | 112 |
| 500 | Suzuki | GS500 E-X,Y,K1,K2,K3,K4,K5,K6,K7 | | | 99-07 | JTF516 | 16 | JTR823 | 39 | 520 | 110 |
| 500 | Suzuki | GS500 F-K4,K5,K6,K7,K8,K9,LO | | | 04-10 | JTF516 | 16 | JTR823 | 39 | 520 | 110 |
| 500 | Suzuki | GS500 H K7 | | USA | 07 | JTF516 | 16 | JTR823 | 39 | 520 | 110 |
| 500 | Suzuki | GT500 A,B | | | 75-78 | JTF420 | 15 | JTR814 | 33 | 530 | 110 |
| 500 | Suzuki | RE5 M/A | | USA | 75-76 | | 14 | | 43 | 630 | 96 |
| 500 | Suzuki | RG500 Gamma | HM31A | | 86-89 | JTF513 | 16 | JTR824 | 40 | 530 | 106 |



| CC | Make | Model | Year | Front Sprocket | T | Rear Sprocket | T | Chain Pitch | Chain Length |
|-----|--------|--|--------------|----------------|----|---------------|----|-------------|--------------|
| 500 | Suzuki | SP500 X,Z,D | USA 81-83 | JTF434 | 15 | JTR1825 | 46 | 520 | 106 |
| 500 | Suzuki | SP600 F | USA 85 | JTF437 | 16 | JTR828 | 42 | 520 | 108 |
| 500 | Suzuki | T500 1/2/3/R/J/K/L/M | USA 68-75 | JTF420 | 15 | JTR814 | 33 | 530 | 112 |
| 550 | Suzuki | GS550 B,C,N (Drum Brake) | 77-79 | JTF513 | 15 | JTR814 | 50 | 530 | 110 |
| 550 | Suzuki | GS550 EC,EN,ET (Disc Brake) | 78-82 | JTF513 | 15 | JTR816 | 50 | 530 | 110 |
| 550 | Suzuki | GS550 LN,LT,LX Chopper | 79-81 | JTF513 | 15 | JTR816 | 50 | 530 | 110 |
| 550 | Suzuki | GS550 E T Spoke wheel | USA 80 | JTF513 | 15 | JTR814 | 50 | 530 | 110 |
| 550 | Suzuki | GS550 E T, L T Cast wheel | USA 80 | JTF513 | 15 | JTR816 | 50 | 530 | 110 |
| 550 | Suzuki | GS550 L X | USA 81 | JTF513 | 15 | JTR816 | 49 | 530 | 108 |
| 550 | Suzuki | GS550 T X | USA 81 | JTF513 | 15 | JTR816 | 50 | 530 | 110 |
| 550 | Suzuki | GS550 M Z | USA 82 | JTF513 | 15 | JTR816 | 50 | 530 | 112 |
| 550 | Suzuki | GS550 L Z | USA 82 | JTF513 | 15 | JTR814 | 49 | 530 | 108 |
| 550 | Suzuki | GS550 L D,F,G | USA 83-86 | JTF513 | 15 | JTR816 | 47 | 530 | 112 |
| 550 | Suzuki | GS550 E D,F | USA 83-85 | JTF513 | 14 | JTR816 | 48 | 530 | 112 |
| 550 | Suzuki | GS550 ES D,E,F,G | USA 83-86 | JTF513 | 14 | JTR816 | 48 | 530 | 112 |
| 550 | Suzuki | GS550 E3S E | USA 84 | JTF513 | 14 | JTR816 | 48 | 530 | 112 |
| 550 | Suzuki | GS550 M-X,Z Katana | 81-82 | JTF513 | 15 | JTR816 | 50 | 530 | 112 |
| 550 | Suzuki | GSX550 ED,EE,ES,EF,EG,EU | 83-87 | JTF513 | 14 | JTR816 | 46 | 530 | 112 |
| 550 | Suzuki | GT550 R,J,K,L,M,A,B | USA 71-77 | JTF424 | 16 | JTR814 | 40 | 530 | 108 |
| 550 | Suzuki | GT550 A,B | 76-77 | JTF424 | 15 | JTR814 | 36 | 530 | 106 |
| 550 | Suzuki | GT550 K,L,M | 72-75 | JTF424 | 16 | JTR814 | 36 | 530 | 108 |
| 600 | Suzuki | DR600 S-SU,R,U,F,G,H,J | SN41A 85-89 | JTF437 | 16 | JTR828 | 42 | 520 | 108 |
| 600 | Suzuki | GSF 600 T,V,W,X,Y Bandit | 95-99 | JTF513 | 15 | JTR829 | 47 | 530 | 110 |
| 600 | Suzuki | GSF 600 K1,K2,K3,K4 Bandit | 00-04 | JTF513 | 15 | JTR829 | 47 | 530 | 112 |
| 600 | Suzuki | GSF 600 S T,V,W,X,Y Bandit | 95-99 | JTF513 | 15 | JTR829 | 47 | 530 | 110 |
| 600 | Suzuki | GSF 600 S K1,K2,K3,K4 Bandit | 00-04 | JTF513 | 15 | JTR829 | 47 | 530 | 112 |
| 600 | Suzuki | GSF600 S T,V,W,X,Y,K1,K2 Bandit (USA) | USA 95-02 | JTF513 | 15 | JTR829 | 48 | 530 | 112 |
| 600 | Suzuki | GSF600 S T,V,W,X,Y,K1,K2 Bandit (Canada) | Canada 95-02 | JTF513 | 15 | JTR829 | 47 | 530 | 110 |
| 600 | Suzuki | GSR600 K6,K7,K8,K9,L0 | 06-10 | JTF520 | 16 | JTR1792 | 48 | 525 | 114 |
| 600 | Suzuki | GSR600 B Yoshimura | 10 | JTF520 | 16 | JTR1792 | 48 | 525 | 114 |
| 600 | Suzuki | GSX600 F,FJ,FUJ,FU2J Katana | 85-88 | JTF513 | 14 | JTR824 | 46 | 530 | 112 |
| 600 | Suzuki | GSX600 F-K,L,M Katana | GN72B 89-91 | JTF513 | 14 | JTR829 | 46 | 530 | 112 |
| 600 | Suzuki | GSX600 F-N,P,R,S,T,V Katana | 92-97 | JTF513 | 14 | JTR829 | 45 | 530 | 112 |
| 600 | Suzuki | GSX600 F-W,X,Y,K1,K2,K3,K4,K5,K6 Katana | 98-06 | JTF513 | 15 | JTR829 | 47 | 530 | 118 |
| 600 | Suzuki | GSX-R600 W N,P | USA 92-93 | JTF513 | 14 | JTR829 | 44 | 530 | 108 |
| 600 | Suzuki | GSX-R600 V | 97 | JTF520 | 16 | JTR498 | 45 | 525 | 108 |
| 600 | Suzuki | GSX-R600 W,X | U.K. 98-99 | JTF520 | 16 | JTR498 | 45 | 525 | 108 |
| 600 | Suzuki | GSX-R600 W,X,Y | 98-00 | JTF520 | 16 | JTR498 | 46 | 525 | 108 |
| 600 | Suzuki | GSX-R600 K1,K2,K3,K4,K5 | 01-05 | JTF520 | 16 | JTR1792 | 45 | 525 | 110 |
| 600 | Suzuki | GSX-R600 K1,K2,K3,K4,K5 <<< 520 Chain Conversion | 01-05 | JTF1516 | 16 | JTR1793 | 45 | 520 | 110 |
| 600 | Suzuki | GSX-R600 K1,K2,K3,K4,K5 <<< 520 Chain Conversion (Aluminium Rear) | 01-05 | JTF1516 | 16 | JTA1793 | 45 | 520 | 110 |
| 600 | Suzuki | GSX-R600 K6,K7,K8,K9,L0 | 06-10 | JTF520 | 16 | JTR1792 | 43 | 525 | 114 |
| 600 | Suzuki | GSX-R600 K6,K7,K8,K9,L0 <<< 520 Chain Conversion | 06-10 | JTF1516 | 16 | JTR1793 | 43 | 520 | 114 |
| 600 | Suzuki | GSX-R600 K6,K7,K8,K9,L0 <<< 520 Chain Conversion (Aluminium Rear) | 06-10 | JTF1516 | 16 | JTA1793 | 43 | 520 | 114 |
| 600 | Suzuki | GSX-R600 L1,L2,L3,L4,L5,L6,L7,L8 | 11-18 | JTF520 | 16 | JTR1876 | 43 | 525 | 114 |
| 600 | Suzuki | GSX-R600 L1,L2,L3,L4,L5,L6,L7,L8 <<< 520 Chain Conversion | 11-18 | JTF1516 | 16 | JTR486 | 43 | 520 | 114 |
| 600 | Suzuki | GSX-R600 L1,L2,L3,L4,L5,L6,L7,L8 <<< 520 Chain Conversion (Aluminium Rear) | 11-18 | JTF1516 | 16 | JTA486 | 43 | 520 | 114 |
| 600 | Suzuki | GSX-R600 Moto GP | 16 | JTF520 | 16 | JTR1876 | 43 | 525 | 114 |
| 600 | Suzuki | RF600 RR/RS | GN76A 93-95 | JTF513 | 14 | JTR829 | 43 | 530 | 108 |
| 600 | Suzuki | RF600 RT,RV | 96-97 | JTF513 | 14 | JTR829 | 42 | 530 | 108 |
| 650 | Suzuki | DL650 K4,K5,K6 V-Strom | 04-06 | JTF520 | 15 | JTR1792 | 47 | 525 | 116 |
| 650 | Suzuki | DL650 K7,K8,K9,L0,L1,L2 V-Strom | 07-12 | JTF520 | 15 | JTR1792 | 47 | 525 | 118 |
| 650 | Suzuki | DL650 K7,K8,K9,L0,L1 V-Strom X | 10-11 | JTF520 | 15 | JTR1792 | 47 | 525 | 118 |
| 650 | Suzuki | DL650 A L5-L8 V-Strom XT ABS | 15-18 | JTF520 | 15 | JTR1792 | 47 | 525 | 118 |
| 650 | Suzuki | DL650 A K7,K8,K9,L0-L8 V-Strom ABS | 07-18 | JTF520 | 15 | JTR1792 | 47 | 525 | 118 |
| 650 | Suzuki | DL650 A L2-L5 V-Strom ABS Adventure | 12-15 | JTF520 | 15 | JTR1792 | 47 | 525 | 118 |
| 650 | Suzuki | DL650 A L0 V-Strom Traveller | 10 | JTF520 | 15 | JTR1792 | 47 | 525 | 118 |
| 650 | Suzuki | DL650 A L0 V-Strom GT | 10 | JTF520 | 15 | JTR1792 | 47 | 525 | 118 |

| CC | Make | Model | Year | Front Sprocket | T | Rear Sprocket | T | Chain Pitch | Chain Length | |
|-----|--------|---|-------------|----------------|---------|---------------|---------|-------------|--------------|-----|
| 650 | Suzuki | DL650 A L5,L6 V-Strom XT ABS | USA | 15-16 | JTF520 | 15 | JTR1792 | 47 | 525 | 118 |
| 650 | Suzuki | DL650 SEA L0,L1,L2 V-Strom Touring | USA | 10-12 | JTF520 | 15 | JTR1792 | 47 | 525 | 118 |
| 650 | Suzuki | DR650 RSE-L,M,N,P,R,S | SP43/44B | 90-95 | JTF437 | 16 | JTR828 | 42 | 520 | 114 |
| 650 | Suzuki | DR650 SE-T,V,W,X,Y,K1-K9,L0-L6 | | 96-18 | JTF1448 | 15 | JTR1791 | 41 | 525 | 110 |
| 650 | Suzuki | DR650 SE-T,V,W,X,Y,K1-K9,L0-L6 | USA | 96-18 | JTF1448 | 15 | JTR1791 | 42 | 525 | 110 |
| 650 | Suzuki | GR650 X-D,E,F | GP51A | 83-85 | JTF435 | 15 | JTR816 | 38 | 530 | 106 |
| 650 | Suzuki | GS650 E,S,XE | France | | JTF513 | 15 | JTR816 | 45 | 530 | 106 |
| 650 | Suzuki | GS650 E X/Z | USA | 81-82 | JTF513 | 15 | JTR816 | 45 | 530 | 106 |
| 650 | Suzuki | GSF650 K5,K6 Bandit | | 05-06 | JTF513 | 15 | JTR829 | 47 | 530 | 112 |
| 650 | Suzuki | GSF650 K7,K8,K9 Bandit | | 07-09 | JTF520 | 15 | JTR807 | 48 | 525 | 118 |
| 650 | Suzuki | GSF650 L0,L1 Bandit | | 10-11 | JTF520 | 15 | JTR807 | 48 | 525 | 118 |
| 650 | Suzuki | GSF650 SA-K5,K6 Bandit (ABS) | | 05-06 | JTF513 | 15 | JTR829 | 47 | 530 | 116 |
| 650 | Suzuki | GSF650 SA-K7,K8,K9,L0,L1,L2,L3,L4,L5 Bandit (ABS) | | 07-15 | JTF520 | 15 | JTR807 | 48 | 525 | 118 |
| 650 | Suzuki | GSF650 S-L0 Bandit Traveller | | 10 | JTF520 | 15 | JTR807 | 48 | 525 | 118 |
| 650 | Suzuki | GSX650 F/FA-K8,K9,L0,L1,L2,L3,L4,L5,L6 | | 08-16 | JTF520 | 15 | JTR807 | 48 | 525 | 118 |
| 650 | Suzuki | SFV650 K9,L0,L1,L2,L3,L4,L5 Gladius | | 09-15 | JTF565 | 15 | JTR823 | 46 | 520 | 112 |
| 650 | Suzuki | SFV650 AZ Gladius | | 13 | JTF565 | 15 | JTR823 | 46 | 520 | 112 |
| 650 | Suzuki | SV650 X,Y,K1,K2,K3,K4,K5,K6,K7,K8 | | 99-08 | JTF520 | 15 | JTR807 | 45 | 525 | 110 |
| 650 | Suzuki | SV650 S-X,Y,K1,K2,K3,K4,K5,K6,K7,K8,K9 | | 99-09 | JTF520 | 15 | JTR807 | 44 | 525 | 108 |
| 650 | Suzuki | SV650 S-L0,L1,L2,L3 | | 10-13 | JTF520 | 15 | JTR807 | 45 | 525 | 108 |
| 650 | Suzuki | SV650 A/SA-K7,K8,K9,L0 (ABS) | | 07-10 | JTF520 | 15 | JTR807 | 45 | 525 | 114 |
| 650 | Suzuki | SV650 L6,L7,L8 | | 16-18 | JTF565 | 15 | JTR823 | 46 | 520 | 112 |
| 650 | Suzuki | SV650 A-L6,L7,L8 ABS | | 16-18 | JTF565 | 15 | JTR823 | 46 | 520 | 112 |
| 650 | Suzuki | SV650 X-L8 | | 18 | JTF565 | 15 | JTR823 | 46 | 520 | 112 |
| 650 | Suzuki | XF650 V,W,X,Y,K1,K2 Freewind | | 97-02 | JTF1448 | 15 | JTR1791 | 43 | 525 | 110 |
| 650 | Suzuki | XN85 (650 Turbo) | | 83-86 | JTF513 | 16 | | 38 | 530 | 112 |
| 700 | Suzuki | GS700 E F | USA | 85 | JTF513 | 14 | JTR816 | 45 | 530 | 114 |
| 700 | Suzuki | GS700 ES F | USA | 85 | JTF513 | 14 | JTR816 | 45 | 530 | 114 |
| 750 | Suzuki | DR750 S-J,UJ, Big | SR41B | 88 | JTF438 | 15 | JTR1825 | 48 | 520 | 116 |
| 750 | Suzuki | DR750 S-K, Big | SR41B | 89 | JTF438 | 15 | JTR828 | 48 | 520 | 116 |
| 750 | Suzuki | GT750 J,K | | 72-73 | JTF424 | 15 | JTR816 | 40 | 530 | 106 |
| 750 | Suzuki | GT750 L,M | | 74-75 | JTF424 | 16 | JTR816 | 46 | 530 | 108 |
| 750 | Suzuki | GT750 A,B | | 76-77 | JTF424 | 16 | JTR816 | 43 | 530 | 108 |
| 750 | Suzuki | GT750 K,L,M,A,B | USA | 73-77 | JTF424 | 15 | JTR816 | 40 | 530 | 106 |
| 750 | Suzuki | GS750 B,EC,EN,DC,DN,LN | | 77-82 | JTF518 | 15 | JTR818 | 41 | 630 | 96 |
| 750 | Suzuki | GS750 B,C,N (8 Valve) | USA | 77-79 | JTF518 | 15 | JTR818 | 41 | 630 | 96 |
| 750 | Suzuki | GS750 E C,N (8 Valve) | USA | 78-79 | JTF518 | 15 | JTR818 | 41 | 630 | 96 |
| 750 | Suzuki | GS750 L N (8 Valve) | USA | 79 | JTF518 | 15 | JTR818 | 41 | 630 | 96 |
| 750 | Suzuki | GS750 E T,X,Z (16 Valve) | USA | 80-82 | JTF518 | 15 | JTR818 | 41 | 630 | 96 |
| 750 | Suzuki | GS750 L T,X (16 Valve) | USA | 80-81 | JTF518 | 15 | JTR818 | 40 | 630 | 96 |
| 750 | Suzuki | GS750 T Z,D (16 Valve) | USA | 82-83 | JTF518 | 15 | JTR818 | 41 | 630 | 96 |
| 750 | Suzuki | GS750 E/ES D | USA | 83 | JTF513 | 14 | JTR816 | 43 | 530 | 112 |
| 750 | Suzuki | GS750 S D | USA | 83 | JTF518 | 15 | JTR818 | 41 | 630 | 96 |
| 750 | Suzuki | GSR750 L1-L6 (ABS) | | 11-16 | JTF520 | 17 | JTR1792 | 42 | 525 | 112 |
| 750 | Suzuki | GSR750 Z (ABS) | | 16-17 | JTF520 | 17 | JTR1792 | 42 | 525 | 112 |
| 750 | Suzuki | GSX750 LT,LX,T,ET,EX,EZ,SZ | | 79-82 | JTF518 | 15 | JTR818 | 41 | 630 | 96 |
| 750 | Suzuki | GSX750 S,SS | GS75X Japan | 84-85 | JTF513 | 16 | JTR816 | 43 | 530 | 110 |
| 750 | Suzuki | GSX750 S-2,S2C | GS75X Japan | 84-85 | JTF513 | 16 | JTR816 | 42 | 530 | 110 |
| 750 | Suzuki | GSX750 SE,S3/4 Katana (pop-up h/light) | GR72A | 84-86 | JTF513 | 14 | JTR816 | 43 | 530 | 114 |
| 750 | Suzuki | GSX750 EE,ESD,ESE,EFE | | 80-89 | JTF513 | 14 | JTR816 | 43 | 530 | 114 |
| 750 | Suzuki | GSX750 W,X,Y,K1,K2,K3 (Retro Style) | | 98-03 | JTF513 | 15 | JTR816 | 42 | 530 | 112 |
| 750 | Suzuki | GSX750 F-K,L,M,N,P,R,S,T,V,W | GR78A | 89-98 | JTF513 | 15 | JTR829 | 47 | 530 | 118 |
| 750 | Suzuki | GSX750 F-X,Y,K1,K2,K3,K4,K5,K6 | | 99-06 | JTF513 | 15 | JTR829 | 45 | 530 | 116 |
| 750 | Suzuki | GSX-R750 R (GSX-R750) | GR71F Japan | 87 | JTF513 | 14 | JTR829 | 42 | 530 | 106 |

| CC | Make | Model | | Year | Front Sprocket | T | Rear Sprocket | T | Chain Pitch | Chain Length | |
|------|--------|--|---------|--------|----------------|---------|---------------|---------|-------------|--------------|-----|
| 750 | Suzuki | GSX-R750 R2,RH,RR (GSX-R750) | GR71G | Japan | 87 | JTF513 | 14 | JTR829 | 42 | 530 | 110 |
| 750 | Suzuki | GSX-R750 J | GR77C | Japan | 88 | JTF513 | 15 | JTR829 | 42 | 530 | 106 |
| 750 | Suzuki | GSX-R750 K,AK | GR77C | Japan | 89-90 | JTF513 | 15 | JTR829 | 45 | 530 | 108 |
| 750 | Suzuki | GSX-R750 L,M | GR7AC | Japan | 90-91 | JTF513 | 15 | JTR816 | 43 | 530 | 106 |
| 750 | Suzuki | GSX-R750 F | GR75A | | 85 | JTF513 | 14 | JTR829 | 42 | 530 | 106 |
| 750 | Suzuki | GSX-R750 G,HG,H,XH | GR75A | | 86-87 | JTF513 | 14 | JTR829 | 42 | 530 | 110 |
| 750 | Suzuki | GSX-R750 J,K Sling Shot | GR77B | | 88-89 | JTF513 | 15 | JTR829 | 44 | 530 | 108 |
| 750 | Suzuki | GSX-R750 J,K Sling Shot | GR77B | France | 88-89 | JTF513 | 15 | JTR829 | 45 | 530 | 108 |
| 750 | Suzuki | GSX-R750 J,K | | USA | 88-89 | JTF513 | 15 | JTR829 | 45 | 530 | 108 |
| 750 | Suzuki | GSX-R750 L,M Sling Shot | GR7AD | | 90-91 | JTF513 | 15 | JTR816 | 43 | 530 | 108 |
| 750 | Suzuki | GSX-R750 WN,WP,WR,WS | GR7BD | | 92-95 | JTF513 | 15 | JTR816 | 42 | 530 | 108 |
| 750 | Suzuki | GSX-R750 WN,WP,WR,WS <<< 520 Chain Conversion | GR7BD | | 92-95 | JTF1516 | 15 | JTR1825 | 42 | 520 | 108 |
| 750 | Suzuki | GSX-R750 WT,WV SRAD | | | 96-97 | JTF513 | 15 | JTR499 | 43 | 530 | 108 |
| 750 | Suzuki | GSX-R750 WT,WV SRAD <<< 520 Chain Conversion | | | 96-97 | JTF1516 | 15 | JTR1490 | 43 | 520 | 108 |
| 750 | Suzuki | GSX-R750 WT,WV SRAD | | USA | 96-97 | JTF513 | 16 | JTR499 | 43 | 530 | 108 |
| 750 | Suzuki | GSX-R750 WT,WV SRAD <<< 520 Chain Conversion | | USA | 96-97 | JTF1516 | 16 | JTR1490 | 43 | 520 | 108 |
| 750 | Suzuki | GSX-R750 WW,X Fuel Injection SRAD | | | 98-99 | JTF520 | 16 | JTR498 | 44 | 525 | 110 |
| 750 | Suzuki | GSX-R750 WW,X Fuel Injection SRAD <<< 520 Chain Conversion | | | 98-99 | JTF1516 | 16 | JTR1490 | 44 | 520 | 110 |
| 750 | Suzuki | GSX-R750 Y,K1-K3 Fuel Injection SRAD | | | 00-03 | JTF520 | 17 | JTR1792 | 42 | 525 | 110 |
| 750 | Suzuki | GSX-R750 Y,K1-K3 Fuel Injection SRAD <<< 520 Chain Conversion | | | 00-03 | JTF1516 | 17 | JTR1793 | 42 | 520 | 110 |
| 750 | Suzuki | GSX-R750 Y,K1-K3 Fuel Injection SRAD <<< 520 Chain Conversion (Aluminium Rear) | | | 00-03 | JTF1516 | 17 | JTA1793 | 42 | 520 | 110 |
| 750 | Suzuki | GSX-R750 K4,K5 Fuel Injection | | | 04-05 | JTF520 | 17 | JTR1792 | 43 | 525 | 110 |
| 750 | Suzuki | GSX-R750 K4,K5 Fuel Injection <<< 520 Chain Conversion | | | 04-05 | JTF1516 | 17 | JTR1793 | 43 | 520 | 110 |
| 750 | Suzuki | GSX-R750 K4,K5 Fuel Injection <<< 520 Chain Conversion (Aluminium Rear) | | | 04-05 | JTF1516 | 17 | JTA1793 | 43 | 520 | 110 |
| 750 | Suzuki | GSX-R750 K4,K5 Fuel Injection | | USA | 04-05 | JTF520 | 17 | JTR1792 | 42 | 525 | 110 |
| 750 | Suzuki | GSX-R750 K4,K5 Fuel Injection <<< 520 Chain Conversion | | USA | 04-05 | JTF1516 | 17 | JTR1793 | 42 | 520 | 110 |
| 750 | Suzuki | GSX-R750 K4,K5 Fuel Injection <<< 520 Chain Conversion (Aluminium Rear) | | USA | 04-05 | JTF1516 | 17 | JTA1793 | 42 | 520 | 110 |
| 750 | Suzuki | GSX-R750 K6,K7,K8,K9,L0 | | | 06-10 | JTF520 | 17 | JTR1792 | 45 | 525 | 116 |
| 750 | Suzuki | GSX-R750 K6,K7,K8,K9,L0 <<< 520 Chain Conversion | | | 06-10 | JTF1516 | 17 | JTR1793 | 45 | 520 | 116 |
| 750 | Suzuki | GSX-R750 K6,K7,K8,K9,L0 <<< 520 Chain Conversion (Aluminium Rear) | | | 06-10 | JTF1516 | 17 | JTA1793 | 45 | 520 | 116 |
| 750 | Suzuki | GSX-R750 L1,L2,L3,L4,L5,L6,L7,L8 | | | 11-18 | JTF520 | 17 | JTR1876 | 45 | 525 | 116 |
| 750 | Suzuki | GSX-R750 L1,L2,L3,L4,L5,L6,L <<< 520 Chain Conversion | | | 11-18 | JTF1516 | 17 | JTR486 | 45 | 520 | 116 |
| 750 | Suzuki | GSX-R750 L1,L2,L3,L4,L5,L6,L <<< 520 Chain Conversion (Aluminium Rear) | | | 11-18 | JTF1516 | 17 | JTA486 | 45 | 520 | 116 |
| 750 | Suzuki | GSX-R750 L1,L2,L3,L4,L5,L6,L7,L8 | | USA | 11-18 | JTF520 | 17 | JTR1876 | 43 | 525 | 116 |
| 750 | Suzuki | GSX-R750 L1,L2,L3,L4,L5,L6 <<< 520 Chain Conversion | | USA | 11-18 | JTF1516 | 17 | JTR486 | 43 | 520 | 116 |
| 750 | Suzuki | GSX-R750 L1,L2,L3,L4,L5,L6 <<< 520 Chain Conversion (Aluminium Rear) | | USA | 11-18 | JTF1516 | 17 | JTA486 | 43 | 520 | 116 |
| 750 | Suzuki | GSX-R750 Moto GP | | | 16 | JTF520 | 17 | JTR1876 | 45 | 525 | 116 |
| 750 | Suzuki | GSX-S750 L5-L6 | | | 15-16 | JTF520 | 17 | JTR1792 | 42 | 525 | 112 |
| 750 | Suzuki | GSX-S750 L7-L8 | | | 17-18 | JTF520 | 17 | JTR1876 | 43 | 525 | 114 |
| 750 | Suzuki | GSX-S750 Z L5-L6 | | | 15-16 | JTF520 | 17 | JTR1792 | 42 | 525 | 112 |
| 750 | Suzuki | GSX-S750 Z L7 | | | 17 | JTF520 | 17 | JTR1876 | 43 | 525 | 114 |
| 750 | Suzuki | GSX-S750 Z L8 | | | 18 | JTF520 | 17 | JTR1876 | 43 | 525 | 114 |
| 800 | Suzuki | DR800 S-K,L Big | SR43A/B | | 88-90 | JTF438 | 15 | JTR828 | 48 | 520 | 116 |
| 800 | Suzuki | DR800 S-M,N,P Big | SR43B | | 91-93 | JTF438 | 15 | JTR828 | 47 | 520 | 116 |
| 800 | Suzuki | DR800 | | | 94 | JTF1448 | 15 | JTR1821 | 47 | 525 | 116 |
| 800 | Suzuki | DR800 S Big | | | 99-00 | JTF438 | 15 | JTR828 | 47 | 520 | 116 |
| 800 | Suzuki | VZ800 V,W,X,Y,K1,K2,K3,K4 Marauder | | | 97-04 | JTF513 | 15 | JTR829 | 48 | 530 | 116 |
| 900 | Suzuki | RF900 R-R,S,S2,T,V,W,X | | | 94-00 | JTF440 | 15 | JTR827 | 43 | 532 | 110 |
| 900 | Suzuki | RF900 R-R,S,S2,T,V,W,X <<< 530 Chain Conversion | | | 94-00 | JTF513 | 15 | JTR816 | 43 | 530 | 110 |
| 900 | Suzuki | RF900 RZ S | | USA | 95 | JTF440 | 15 | JTR827 | 43 | 532 | 110 |
| 1000 | Suzuki | DL1000 K2,K3,K4,K5,K6,K7,K8,K9,L0 V-Strom | | | 02-10 | JTF520 | 17 | JTR1792 | 42 | 525 | 112 |
| 1000 | Suzuki | DL1000 K2,K3,K4,K5,K6,K7,K8,K9,L0 V-Strom | | USA | 06-10 | JTF520 | 17 | JTR1792 | 41 | 525 | 112 |
| 1000 | Suzuki | DL1000 SE L0 V-Strom | | | 10 | JTF520 | 17 | JTR1792 | 42 | 525 | 112 |

| CC | Make | Model | Year | Front Sprocket | T | Rear Sprocket | T | Chain Pitch | Chain Length |
|------|--------|--|-----------|----------------|----|---------------|----|-------------|--------------|
| 1000 | Suzuki | DL1000 SE/SEA L0,L1,L2 V-Strom Touring | USA 10-12 | JTF520 | 17 | JTR1792 | 41 | 525 | 112 |
| 1000 | Suzuki | DL1000 L4,L5,L6 V-Strom ABS | 14-16 | JTF520 | 17 | JTR1792 | 42 | 525 | 120 |
| 1000 | Suzuki | DL1000 A-L5,L6,7,L8 V-Strom ABS Adventure | 15-18 | JTF520 | 17 | JTR1792 | 42 | 525 | 120 |
| 1000 | Suzuki | DL1000 A-L6 V-Strom ABS Desert | 16 | JTF520 | 17 | JTR1792 | 42 | 525 | 120 |
| 1000 | Suzuki | DL1000 A-L6 V-Strom ABS Sport | 16 | JTF520 | 17 | JTR1792 | 42 | 525 | 120 |
| 1000 | Suzuki | DL1000 V-Strom XT | 18 | JTF520 | 17 | JTR1792 | 42 | 525 | 120 |
| 1000 | Suzuki | GS1000 All Requires JTF518B front sprocket spacer | 78-82 | JTF518 | 15 | JTR818 | 42 | 630 | 96 |
| 1000 | Suzuki | GSX1000 All Requires JTF518B front sprocket spacer | 82-84 | JTF518 | 15 | JTR818 | 42 | 630 | 96 |
| 1000 | Suzuki | GSX-R1000 K1,K2,K3,K4,K5,K6 | 01-06 | JTF513 | 17 | JTR1800 | 42 | 530 | 110 |
| 1000 | Suzuki | GSX-R1000 K1,K2,K3,K4,K5,K6 <<< 525 Chain Conversion | 01-06 | JTF520 | 17 | JTR1792 | 42 | 525 | 110 |
| 1000 | Suzuki | GSX-R1000 K1,K2,K3,K4,K5,K6 <<< 520 Chain Conversion | 01-06 | JTF1516 | 17 | JTR1793 | 42 | 520 | 110 |
| 1000 | Suzuki | GSX-R1000 K1,K2,K3,K4,K5,K6 <<< 520 Chain Conversion (Aluminium Rear) | 01-06 | JTF1516 | 17 | JTA1793 | 42 | 520 | 110 |
| 1000 | Suzuki | GSX-R1000 K7,K8 | 07-08 | JTF513 | 17 | JTR1800 | 43 | 530 | 112 |
| 1000 | Suzuki | GSX-R1000 K7,K8 <<< 525 Chain Conversion | 07-08 | JTF520 | 17 | JTR1792 | 43 | 525 | 112 |
| 1000 | Suzuki | GSX-R1000 K7,K8 <<< 520 Chain Conversion | 07-08 | JTF1516 | 17 | JTR1793 | 43 | 520 | 112 |
| 1000 | Suzuki | GSX-R1000 K7,K8 <<< 520 Chain Conversion (Aluminium Rear) | 07-08 | JTF1516 | 17 | JTA1793 | 43 | 520 | 112 |
| 1000 | Suzuki | GSX-R1000 K9,L0,L2,L3,L4,L5,L6 | 09-16 | JTF423 | 17 | JTR479 | 42 | 530 | 114 |
| 1000 | Suzuki | GSX-R1000 K9,L0,L2,L3,L4,L5,L6 <<< 520 Chain Conversion | 09-16 | JTF1423 | 17 | JTR486 | 42 | 520 | 114 |
| 1000 | Suzuki | GSX-R1000 K9,L0,L2,L3,L4,L5,L6 <<< 520 Chain Conversion (Aluminium Rear) | 09-16 | JTF1423 | 17 | JTA486 | 42 | 520 | 114 |
| 1000 | Suzuki | GSX-R1000 L7,L8 | 17-18 | JTF444 | 17 | JTR1876 | 45 | 525 | 120 |
| 1000 | Suzuki | GSX-R1000 L7,L8 <<< 520 Chain Conversion | 17-18 | JTF1444 | 17 | JTR486 | 45 | 520 | 120 |
| 1000 | Suzuki | GSX-R1000 L7,L8 <<< 520 Chain Conversion (Aluminium Rear) | 17-18 | JTF1444 | 17 | JTA486 | 45 | 520 | 120 |
| 1000 | Suzuki | GSX-R1000 R-L7,L8 | 17-18 | JTF444 | 17 | JTR1876 | 45 | 525 | 120 |
| 1000 | Suzuki | GSX-R1000 R-L7,L8 <<< 520 Chain Conversion | 17-18 | JTF1444 | 17 | JTR486 | 45 | 520 | 120 |
| 1000 | Suzuki | GSX-R1000 R-L7,L8 <<< 520 Chain Conversion (Aluminium Rear) | 17-18 | JTF1444 | 17 | JTA486 | 45 | 520 | 120 |
| 1000 | Suzuki | GSX-R1000 1 Million Commemorative Edition | USA 13 | JTF423 | 17 | JTR479 | 42 | 530 | 114 |
| 1000 | Suzuki | GSX-R1000 Commemorative Edition | 16 | JTF423 | 17 | JTR479 | 42 | 530 | 114 |
| 1000 | Suzuki | GSX-R1000 Moto GP | 16 | JTF423 | 17 | JTR479 | 42 | 530 | 114 |
| 1000 | Suzuki | GSX-S1000 L5,L6,L7,L8 | 15-18 | JTF520 | 17 | JTR1876 | 44 | 525 | 116 |
| 1000 | Suzuki | GSX-S1000 F-L5,L6,L7,L8 | 15-18 | JTF520 | 17 | JTR1876 | 44 | 525 | 116 |
| 1000 | Suzuki | GSX-S1000 Z | 18 | JTF520 | 17 | JTR1876 | 44 | 525 | 116 |
| 1000 | Suzuki | RE5 Requires JTF518B front sprocket spacer | 75-77 | JTF518 | 15 | JTR818 | 42 | 630 | 96 |
| 1000 | Suzuki | SV1000 K3,K4,K5,K6,K7 | 03-07 | JTF513 | 17 | JTR1800 | 40 | 530 | 110 |
| 1000 | Suzuki | SV1000 S-K3,K4,K5,K6,K7 | 03-07 | JTF513 | 17 | JTR1800 | 40 | 530 | 108 |
| 1000 | Suzuki | TL1000 S-V,W,X,Y | 97-00 | JTF513 | 17 | JTR499 | 38 | 530 | 104 |
| 1000 | Suzuki | TL1000 R-W,X,Y,K1,K2 | 98-02 | JTF513 | 17 | JTR499 | 39 | 530 | 104 |
| 1100 | Suzuki | GS1100 E-L,ES Requires JTF518B front sprocket spacer | 80-83 | JTF518 | 15 | JTR818 | 42 | 630 | 96 |
| 1100 | Suzuki | GS1100 E,ES Requires JTF518B front sprocket spacer | 84-86 | JTF518 | 15 | JTR818 | 42 | 630 | 102 |
| 1100 | Suzuki | GSX1100 SZ,SD Katana Requires JTF518B front sprocket spacer | 81-85 | JTF518 | 15 | JTR818 | 42 | 630 | 96 |
| 1100 | Suzuki | GSX1100 ET,EX Requires JTF518B front sprocket spacer | | JTF518 | 15 | JTR818 | 42 | 630 | 96 |
| 1100 | Suzuki | GSX1100 EZ,ESD Requires JTF518B front sprocket spacer | 80-85 | JTF518 | 15 | JTR818 | 42 | 630 | 98 |
| 1100 | Suzuki | GSX1100 EF,EG Requires JTF518B front sprocket spacer | 85-88 | JTF518 | 15 | JTR818 | 42 | 630 | 102 |
| 1100 | Suzuki | GSX1100 F-J,K | 88-89 | JTF440 | 15 | JTR827 | 52 | 532 | 118 |
| 1100 | Suzuki | GSX1100 F-J,K <<< 530 Chain Conversion | 88-89 | JTF513 | 15 | JTR816 | 52 | 530 | 118 |
| 1100 | Suzuki | GSX1100 F-L,M,N,P,R,S,T | 90-96 | JTF440 | 15 | JTR827 | 52 | 532 | 122 |
| 1100 | Suzuki | GSX1100 F-L,M,N,P,R,S,T <<< 530 Chain Conversion | 90-96 | JTF513 | 15 | JTR816 | 52 | 530 | 122 |
| 1100 | Suzuki | GSX-R1100 G,H,J | 86-88 | JTF440 | 14 | JTR830 | 46 | 532 | 114 |
| 1100 | Suzuki | GSX-R1100 G,H,J <<< 530 Chain Conversion | 86-88 | JTF513 | 14 | JTR829 | 46 | 530 | 114 |

| CC | Make | Model | Year | Front Sprocket | T | Rear Sprocket | T | Chain Pitch | Chain Length | |
|------|--------|---|-----------|----------------|--------|---------------|---------|-------------|--------------|-----|
| 1100 | Suzuki | GSX-R1100 G,H | Australia | 86-87 | JTF440 | 14 | JTR830 | 47 | 532 | 114 |
| 1100 | Suzuki | GSX-R1100 G,H <<< 530 Chain Conversion | Australia | 86-87 | JTF513 | 14 | JTR829 | 47 | 530 | 114 |
| 1100 | Suzuki | GSX-R1100 G,H | USA | 86-87 | JTF440 | 14 | JTR830 | 47 | 532 | 114 |
| 1100 | Suzuki | GSX-R1100 G,H <<< 530 Chain Conversion | USA | 86-87 | JTF513 | 14 | JTR829 | 47 | 530 | 114 |
| 1100 | Suzuki | GSX-R1100 J | Germany | 88 | JTF440 | 14 | JTR830 | 45 | 532 | 114 |
| 1100 | Suzuki | GSX-R1100 J <<< 530 Chain Conversion | Germany | 88 | JTF513 | 14 | JTR829 | 45 | 530 | 114 |
| 1100 | Suzuki | GSX-R1100 K | | 89 | JTF440 | 15 | JTR827 | 48 | 532 | 114 |
| 1100 | Suzuki | GSX-R1100 K <<< 530 Chain Conversion | | 89 | JTF513 | 15 | JTR816 | 48 | 530 | 114 |
| 1100 | Suzuki | GSX-R1100 K <<< 520 Chain Conversion | | 89 | JTF308 | 15 | JTR1825 | 48 | 520 | 114 |
| 1100 | Suzuki | GSX-R1100 L,M,WN | | 90-92 | JTF440 | 15 | JTR827 | 48 | 532 | 118 |
| 1100 | Suzuki | GSX-R1100 L,M,WN <<< 530 Chain Conversion | | 90-92 | JTF513 | 15 | JTR816 | 48 | 530 | 118 |
| 1100 | Suzuki | GSX-R1100 L,M,WN <<< 520 Chain Conversion | | 90-92 | JTF308 | 15 | JTR1825 | 48 | 520 | 118 |
| 1100 | Suzuki | GSX-R1100 WP,WR | | 93-94 | JTF440 | 15 | JTR827 | 42 | 532 | 114 |
| 1100 | Suzuki | GSX-R1100 WP,WR <<< 530 Chain Conversion | | 93-94 | JTF513 | 15 | JTR816 | 42 | 530 | 114 |
| 1100 | Suzuki | GSX-R1100 WP,WR <<< 520 Chain Conversion | | 93-94 | JTF308 | 15 | JTR1825 | 42 | 520 | 114 |
| 1100 | Suzuki | GSX-R1100 WS/WT/WV/WW | | 95-98 | JTF440 | 16 | JTR827 | 44 | 532 | 116 |
| 1100 | Suzuki | GSX-R1100 WS/WT/WV/WW <<< 530 Chain Conversion | | 95-98 | JTF513 | 16 | JTR816 | 44 | 530 | 116 |
| 1100 | Suzuki | GSX-R1100 WT/WV | France | 96-97 | JTF440 | 15 | JTR827 | 42 | 532 | 116 |
| 1100 | Suzuki | GSX-R1100 WT/WV <<< 530 Chain Conversion | France | 96-97 | JTF513 | 15 | JTR816 | 42 | 530 | 116 |
| 1150 | Suzuki | GS1150 ES3,ESE,EF,ESF,EF2,EG,ESG Requires JTF518B front sprocket spacer | USA | 84-86 | JTF518 | 15 | JTR818 | 42 | 630 | 102 |
| 1200 | Suzuki | GSF1200 T,V,W,X,Y,K1,K2,K3,K4,K5 Bandit | | 95-05 | JTF513 | 15 | JTR816 | 45 | 530 | 110 |
| 1200 | Suzuki | GSF1200 K6 Bandit | | 06 | JTF513 | 15 | JTR1800 | 45 | 530 | 116 |
| 1200 | Suzuki | GSF1200 S-T,V,W,X,Y,K1,K2,K3,K4,K5 Bandit | | 95-05 | JTF513 | 15 | JTR816 | 45 | 530 | 110 |
| 1200 | Suzuki | GSF1200 SA-K6 Bandit | | 06 | JTF513 | 15 | JTR1800 | 45 | 530 | 116 |
| 1200 | Suzuki | GSX1200 Inazuma | | 99-00 | JTF513 | 15 | JTR816 | 44 | 530 | 112 |
| 1250 | Suzuki | GSF1250 K7,K8,K9 Bandit (ABS) | | 07-09 | JTF513 | 18 | JTR1800 | 43 | 530 | 118 |
| 1250 | Suzuki | GSF1250 A-L0,L1,L2 Bandit (ABS) | | 10-12 | JTF513 | 18 | JTR1800 | 43 | 530 | 118 |
| 1250 | Suzuki | GSF1250 S-K7,K8,K9,L0,L1-L6 Bandit (ABS) | | 07-16 | JTF513 | 18 | JTR1800 | 43 | 530 | 118 |
| 1250 | Suzuki | GSF1250 SA-K7,K8,K9,L0,L1-L6 Bandit (ABS) | | 07-16 | JTF513 | 18 | JTR1800 | 43 | 530 | 118 |
| 1250 | Suzuki | GSF1250 SA-L0 Bandit Traveller(ABS) | | 10 | JTF513 | 18 | JTR1800 | 43 | 530 | 118 |
| 1250 | Suzuki | GSX1250 F / FA L0-L6 | | 10-16 | JTF513 | 18 | JTR1800 | 43 | 530 | 120 |
| 1250 | Suzuki | GSX1250 FA Z | | 16 | JTF513 | 18 | JTR1800 | 43 | 530 | 120 |
| 1250 | Suzuki | GSX1250 FA-L1 ST | | 11 | JTF513 | 18 | JTR1800 | 43 | 530 | 120 |
| 1300 | Suzuki | GSX1300 BK-K8,K9,L0,L1 BK B-King | | 08-11 | JTF423 | 18 | JTR1800 | 43 | 530 | 118 |
| 1300 | Suzuki | GSX1300 BK-L2 BK B-King | | 12 | JTF423 | 18 | JTR1800 | 43 | 530 | 118 |
| 1300 | Suzuki | GSX-R1300 R-X,Y,K1,K2,K3,K4,K5,K6,K7 Hayabusa | | 99-07 | JTF513 | 17 | JTR499 | 40 | 530 | 112 |
| 1300 | Suzuki | GSX-R1300 R-K7 Hayabusa Ltd. | | 07 | JTF513 | 17 | JTR499 | 40 | 530 | 112 |
| 1300 | Suzuki | GSX-R1300 R-K8,K9,L0,L1,L2,L3,L5,L6,L7,L8 Hayabusa | | 08-18 | JTF423 | 18 | JTR1800 | 43 | 530 | 118 |
| 1300 | Suzuki | GSX-R1300 RZ-K3,K4 Hayabusa | | 03-04 | JTF513 | 17 | JTR499 | 40 | 530 | 112 |
| 1300 | Suzuki | GSX-R1300 RZ-L6 Hayabusa | | 16 | JTF423 | 18 | JTR1800 | 43 | 530 | 118 |
| 1400 | Suzuki | GSX1400 K1,K2,K3,K4,K5,K6,K7,K8 | | 01-08 | JTF513 | 18 | JTR1797 | 41 | 530 | 116 |

SYM Bikes

| | | | | | | | | | | |
|-----|-----|----------------|--|----|--------|----|--------|----|-----|--|
| 125 | SYM | 125 N Wolf SB | | 15 | | | | | | |
| 125 | SYM | 125 Ni Wolf SB | | 15 | | | | | | |
| 125 | SYM | XS125 | | | JTF259 | 15 | JTR838 | 38 | 428 | |
| 125 | SYM | XS125 K | | 15 | | | | | | |
| 250 | SYM | 250 Ni Wolf SB | | 15 | | | | | | |

Triumph Road Bikes

| | | | | | | | | | | |
|-----|---------|--------------------------------|--|-------|---------|----|---------|----|-----|-----|
| 600 | Triumph | 600 TT | | 00-03 | JTF1182 | 14 | JTR1792 | 42 | 525 | 106 |
| 600 | Triumph | 600 TT (from VIN No:165717) | | 04 | JTF1182 | 15 | JTR1792 | 45 | 525 | 106 |
| 600 | Triumph | 600 Daytona | | 03-04 | JTF1182 | 14 | JTR1792 | 45 | 525 | 108 |
| 600 | Triumph | 600 Speed Four | | 03-05 | JTF1182 | 14 | JTR1792 | 42 | 525 | 106 |
| 650 | Triumph | 650 Daytona | | 05 | JTF1182 | 14 | JTR1792 | 45 | 525 | 108 |
| 675 | Triumph | 660 Street Triple S A2 Licence | | 18 | | | | | | |
| 675 | Triumph | 675 Daytona | | 06-17 | JTF520 | 16 | JTR2014 | 47 | 525 | 116 |
| 675 | Triumph | 675 Daytona R | | 11-17 | JTF520 | 16 | JTR2014 | 47 | 525 | 116 |
| 675 | Triumph | 675 Street Triple | | 08-16 | JTF520 | 16 | JTR2014 | 47 | 525 | 118 |

| CC | Make | Model | Year | Front Sprocket | T | Rear Sprocket | T | Chain Pitch | Chain Length |
|-----|---------|---|-------|----------------|----|---------------|----|-------------|--------------|
| 675 | Triumph | 675 Street Triple R | 10-16 | JTF520 | 16 | JTR2014 | 47 | 525 | 118 |
| 750 | Triumph | 750 Daytona | 91-95 | JTF1180 | 17 | JTR2010 | 48 | 530 | 114 |
| 750 | Triumph | 750 Daytona MK1 France | 93 | JTF1180 | 17 | JTR2010 | 46 | 530 | 112 |
| 750 | Triumph | 750 Daytona MK2 France | 93 | JTF1180 | 17 | JTR2010 | 43 | 530 | 110 |
| 750 | Triumph | 750 Thunderbird | 95 | JTF1180 | 17 | JTR2010 | 43 | 530 | 110 |
| 750 | Triumph | 750 Trident | 91-97 | JTF1180 | 17 | JTR2010 | 48 | 530 | 114 |
| 675 | Triumph | 765 Street Triple R | 17-18 | JTF520 | 16 | JTR2014 | 46 | 525 | 118 |
| 675 | Triumph | 765 Street Triple R Low | 18 | JTF520 | 16 | JTR2014 | 46 | 525 | 118 |
| 675 | Triumph | 765 Street Triple RS | 17-18 | JTF520 | 16 | JTR2014 | 46 | 525 | 118 |
| 675 | Triumph | 765 Street Triple S | 17-18 | JTF520 | 16 | JTR2014 | 46 | 525 | 118 |
| 800 | Triumph | 800 America | 03-06 | JTF1183 | 17 | JTR1332 | 42 | 525 | 112 |
| 800 | Triumph | 800 Bonneville | 02-06 | JTF1183 | 17 | JTR1792 | 43 | 525 | 104 |
| 800 | Triumph | 800 Bonneville T100 Centennial Edition | 02 | JTF1183 | 17 | JTR1792 | 43 | 525 | 104 |
| 800 | Triumph | 800 Bonneville T100 | 03-05 | JTF1183 | 17 | JTR1792 | 43 | 525 | 104 |
| 800 | Triumph | 800 Speedmaster | 03-05 | JTF1183 | 17 | JTR1332 | 42 | 525 | 112 |
| 800 | Triumph | 800 Tiger | 11-16 | JTF520 | 16 | JTR2014 | 50 | 525 | 122 |
| 800 | Triumph | 800 Tiger XC | 11-16 | JTF520 | 16 | JTR2014 | 50 | 525 | 124 |
| 800 | Triumph | 800 Tiger XCA | 16-17 | JTF520 | 16 | JTR2014 | 50 | 525 | 124 |
| 800 | Triumph | 800 Tiger XCX | 15-17 | JTF520 | 16 | JTR2014 | 50 | 525 | 124 |
| 800 | Triumph | 800 Tiger XR | 15-17 | JTF520 | 16 | JTR2014 | 50 | 525 | 124 |
| 800 | Triumph | 800 Tiger XRT | 16-17 | JTF520 | 16 | JTR2014 | 50 | 525 | 124 |
| 800 | Triumph | 800 Tiger XRX | 15-17 | JTF520 | 16 | JTR2014 | 50 | 525 | 124 |
| 865 | Triumph | 865 America | 07-12 | JTF1183 | 17 | JTR1332 | 42 | 525 | 112 |
| 865 | Triumph | 865 America | 13-15 | JTF1183 | 18 | JTR1332 | 42 | 525 | 112 |
| 865 | Triumph | 865 America (OEM 520 Chain) | 15-17 | JTF1184 | 18 | JTR2012 | 42 | 520 | 112 |
| 865 | Triumph | 865 America LT | 14-15 | JTF1183 | 17 | JTR1332 | 42 | 525 | 112 |
| 865 | Triumph | 865 America LT (OEM 520 Chain) | 14-17 | JTF1184 | 18 | JTR2012 | 42 | 520 | 112 |
| 865 | Triumph | 865 Bonneville | 07-15 | JTF1183 | 18 | JTR1792 | 43 | 525 | 104 |
| 865 | Triumph | 865 Bonneville (OEM 520 Chain) | 15-16 | JTF1184 | 18 | JTR1793 | 43 | 520 | 104 |
| 865 | Triumph | 865 Bonneville Black | 07 | JTF1183 | 18 | JTR1792 | 43 | 525 | 104 |
| 865 | Triumph | 865 Bonneville SE | 10-12 | JTF1183 | 18 | JTR1792 | 43 | 525 | 104 |
| 865 | Triumph | 865 Bonneville Steve Mc Queen Edition | 13-14 | JTF1183 | 18 | JTR1792 | 43 | 525 | 104 |
| 865 | Triumph | 865 Bonneville Newchurch Special | 15 | JTF1183 | 18 | JTR1792 | 43 | 525 | 104 |
| 865 | Triumph | 865 Bonneville Land Speed Special Edition | 15 | JTF1183 | 18 | JTR1792 | 43 | 525 | 104 |
| 865 | Triumph | 865 Bonneville T100 | 06-15 | JTF1183 | 18 | JTR1792 | 43 | 525 | 104 |
| 865 | Triumph | 865 Bonneville T100 (OEM 520 Chain) | 15-16 | JTF1184 | 18 | JTR1793 | 43 | 520 | 104 |
| 865 | Triumph | 865 Bonneville T100 Black | 15 | JTF1183 | 18 | JTR1792 | 43 | 525 | 104 |
| 865 | Triumph | 865 Bonneville T100 110th Anniversary Edition | 13-14 | JTF1183 | 18 | JTR1792 | 43 | 525 | 104 |
| 865 | Triumph | 865 Bonneville T100 Spirit Special | 15 | JTF1183 | 18 | JTR1792 | 43 | 525 | 104 |
| 865 | Triumph | 865 Scrambler | 15 | JTF1183 | 18 | JTR1792 | 43 | 525 | 106 |
| 865 | Triumph | 865 Scrambler | 16-17 | JTF1184 | 18 | JTR1793 | 43 | 520 | 106 |
| 865 | Triumph | 865 Speedmaster | 06-15 | JTF1183 | 18 | JTR1332 | 42 | 525 | 112 |
| 865 | Triumph | 865 Speedmaster | 16-17 | JTF1184 | 18 | JTR2012 | 42 | 520 | 112 |
| 800 | Triumph | 865 Thruxton | 07-15 | JTF1183 | 18 | JTR1792 | 43 | 525 | 104 |
| 865 | Triumph | 865 Thruxton (OEM 520 Chain) | 15-16 | JTF1184 | 18 | JTR1793 | 43 | 520 | |
| 865 | Triumph | 865 Thruxton Ace Cafe | 15 | JTF1183 | 18 | JTR1792 | 43 | 525 | 104 |
| 900 | Triumph | 900 Adventurer | 96-98 | JTF1180 | 17 | JTR2010 | 43 | 530 | 110 |
| 900 | Triumph | 900 Adventurer | 99-01 | JTF1180 | 18 | JTR2010 | 43 | 530 | 114 |
| 900 | Triumph | 900 Bonneville T100 | 17-18 | JTF1184 | 18 | JTR2020 | 41 | 520 | 104 |
| 900 | Triumph | 900 Bonneville T100 Black | 17-18 | JTF1184 | 18 | JTR2020 | 41 | 520 | 104 |
| 900 | Triumph | 900 Daytona | 94-97 | JTF1180 | 17 | JTR2010 | 46 | 530 | 112 |
| 900 | Triumph | 900 Daytona Super III | 96 | JTF1180 | 17 | JTR2010 | 43 | 530 | 110 |
| 900 | Triumph | 900 Legend TT | 99-00 | JTF1180 | 17 | JTR2010 | 43 | 530 | 114 |
| 900 | Triumph | 900 Legend Deluxe | 01 | JTF1180 | 17 | JTR2010 | 43 | 530 | 114 |
| 900 | Triumph | 900 Speed Triple | 94-96 | JTF1180 | 17 | JTR2010 | 43 | 530 | 110 |
| 900 | Triumph | 900 Sprint | 93-97 | JTF1180 | 17 | JTR2010 | 46 | 530 | 112 |
| 900 | Triumph | 900 Sprint Sport | 98 | JTF1180 | 17 | JTR2010 | 46 | 530 | 110 |
| 900 | Triumph | 900 Sprint FT | 99 | JTF1180 | 17 | JTR2010 | 43 | 530 | 110 |
| 900 | Triumph | 900 Street Twin | 16-18 | JTF1185 | 17 | JTR2020 | 41 | 520 | 106 |

| CC | Make | Model | Year | Front Sprocket | T | Rear Sprocket | T | Pitch | Chain Length |
|------|---------|---------------------------------|---------------|----------------|----|---------------|----|-------|--------------|
| 900 | Triumph | 900 Street Cup | 16-18 | JTF1185 | 17 | JTR2020 | 41 | 520 | 106 |
| 900 | Triumph | 900 Street Scrambler | 16-18 | JTF1185 | 17 | JTR2020 | 41 | 520 | 102 |
| 900 | Triumph | 900 Thunderbird | 95-03 | JTF1180 | 17 | JTR2010 | 43 | 530 | 110 |
| 900 | Triumph | 900 Thunderbird Sport | 98 | JTF1180 | 17 | JTR2010 | 43 | 530 | 110 |
| 900 | Triumph | 900 Thunderbird Sport | 99-00 | JTF1180 | 18 | JTR2010 | 43 | 530 | 114 |
| 900 | Triumph | 900 Thunderbird Sport | 01-04 | JTF1180 | 17 | JTR2010 | 43 | 530 | |
| 900 | Triumph | 900 Tiger | 91-00 | JTF1180 | 18 | JTR2010 | 48 | 530 | 114 |
| 900 | Triumph | 900 Trident | 91-98 | JTF1180 | 17 | JTR2010 | 46 | 530 | 114 |
| 900 | Triumph | 900 Trophy | 91-95 | JTF1180 | 17 | JTR2010 | 46 | 530 | 112 |
| 900 | Triumph | 900 Trophy | 96-97 | JTF1180 | 17 | JTR2010 | 42 | 530 | 110 |
| 900 | Triumph | 900 Trophy | 98 | JTF1180 | 17 | JTR2010 | 43 | 530 | 110 |
| 900 | Triumph | 900 Trophy | 99 | JTF1180 | 17 | JTR2010 | 44 | 530 | 110 |
| 900 | Triumph | 900 Trophy | 00-01 | JTF1180 | 18 | JTR2010 | 43 | 530 | 110 |
| 955 | Triumph | T595 Daytona | 97-98 | JTF1180 | 18 | JTR2011 | 43 | 530 | 108 |
| 955 | Triumph | 955i Daytona | 99-01 | JTF1180 | 18 | JTR2011 | 42 | 530 | 106 |
| 955 | Triumph | 955i Daytona (March 2001 >) | 01-02 | JTF1180 | 19 | JTR1800 | 44 | 530 | 106 |
| 955 | Triumph | 955i Daytona Centennial Edition | 02 | JTF1180 | 19 | JTR2011 | 42 | 530 | 106 |
| 955 | Triumph | 955i Daytona | 03-06 | JTF1180 | 18 | JTR2011 | 42 | 530 | 106 |
| 955 | Triumph | 955i Daytona (Special Edition) | 04 | JTF1180 | 18 | JTR2011 | 42 | 530 | 106 |
| 955 | Triumph | T509 Speed Triple | 97-98 | JTF1180 | 18 | JTR2011 | 43 | 530 | 108 |
| 955 | Triumph | 955 Speed Triple | 99-01 | JTF1180 | 18 | JTR2011 | 43 | 530 | 108 |
| 955 | Triumph | 955 Speed Triple | 02-04 | JTF1180 | 18 | JTR2011 | 42 | 530 | |
| 955 | Triumph | 955 Sprint RS | 00-03 | JTF1180 | 19 | JTR1800 | 43 | 530 | 108 |
| 955 | Triumph | 955 Sprint ST | 99-04 | JTF1180 | 18 | JTR2011 | 43 | 530 | 108 |
| 955 | Triumph | 955 Tiger | 01-04 | JTF1180 | 18 | JTR2010 | 46 | 530 | 114 |
| 955 | Triumph | 955 Tiger | 05-06 | JTF1180 | 18 | JTR1800 | 46 | 530 | 114 |
| 1000 | Triumph | 1000 Daytona | 91-95 | JTF1180 | 17 | JTR2010 | 48 | 530 | 112 |
| 1000 | Triumph | 1000 Daytona | Germany 91-94 | JTF1180 | 17 | JTR2010 | 48 | 530 | 110 |
| 1050 | Triumph | 1050 Speed Triple | 05-11 | JTF1180 | 18 | JTR2011 | 42 | 530 | 106 |
| 1050 | Triumph | 1050 Speed Triple | 12-15 | JTF1180 | 18 | JTR2011 | 43 | 530 | 108 |
| 1050 | Triumph | 1050 Speed Triple R | 12-16 | JTF1180 | 18 | JTR2011 | 43 | 530 | 108 |
| 1050 | Triumph | 1050 Speed Triple R | 16 | JTF1180 | 18 | JTR2011 | 43 | 530 | 108 |
| 1050 | Triumph | 1050 Speed Triple R | 17 | JTF1180 | 18 | JTR2011 | 43 | 530 | 108 |
| 1050 | Triumph | 1050 Speed Triple R | 18 | JTF1180 | 18 | JTR2011 | 43 | 530 | 108 |
| 1050 | Triumph | 1050 Speed Triple S | 16 | JTF1180 | 18 | JTR2011 | 43 | 530 | 108 |
| 1050 | Triumph | 1050 Speed 94 | 16 | JTF1180 | 18 | JTR2011 | 43 | 530 | 108 |
| 1050 | Triumph | 1050 Speed 94 R | 16 | JTF1180 | 18 | JTR2011 | 43 | 530 | 108 |
| 1050 | Triumph | 1050 Sprint GT / SE | 11-17 | JTF1180 | 19 | JTR2011 | 42 | 530 | 116 |
| 1050 | Triumph | 1050 Sprint GT / SE | 18 | JTF1180 | 19 | JTR2011 | 42 | 530 | 116 |
| 1050 | Triumph | 1050 Sprint ST | 05-11 | JTF1180 | 19 | JTR2011 | 42 | 530 | 106 |
| 1050 | Triumph | 1050 Tiger | 07-14 | JTF1180 | 18 | JTR1800 | 44 | 530 | 114 |
| 1050 | Triumph | 1050 Tiger SE | 09-14 | JTF1180 | 18 | JTR1800 | 44 | 530 | 114 |
| 1050 | Triumph | 1050 Tiger Sport | 14-16 | JTF1180 | 18 | JTR2011 | 45 | 530 | 120 |
| 1050 | Triumph | 1050 Tiger Sport | 17 | | | | | | |
| 1050 | Triumph | 1050 Tiger Sport | 18 | | | | | | |
| 1200 | Triumph | 1200 Bonneville T120 | 16-18 | JTF1186 | 17 | JTR2014 | 37 | 525 | 100 |
| 1200 | Triumph | 1200 Bonneville T120 Black | 16-18 | JTF1186 | 17 | JTR2014 | 37 | 525 | 100 |
| 1200 | Triumph | 1200 Bonneville Bobber | 17-18 | JTF1186 | 17 | JTR2014 | 37 | 525 | 108 |
| 1200 | Triumph | 1200 Bonneville Bobber Black | 18 | JTF1186 | 17 | JTR2014 | 37 | 525 | 108 |
| 1200 | Triumph | 1200 Bonneville Speedmaster | 18 | JTF1186 | 17 | JTR2014 | 37 | 525 | 108 |
| 1200 | Triumph | 1200 Daytona | 93-96 | JTF1180 | 18 | JTR2010 | 43 | 530 | 110 |
| 1200 | Triumph | 1200 Daytona | 97 | JTF1180 | 18 | JTR2010 | 42 | 530 | 110 |
| 1200 | Triumph | 1200 Thruxton | 16-18 | JTF1186 | 16 | JTR2014 | 42 | 525 | 100 |
| 1200 | Triumph | 1200 Thruxton R | 16-18 | JTF1186 | 16 | JTR2014 | 42 | 525 | 100 |
| 1200 | Triumph | 1200 Trophy | 91-96 | JTF1180 | 18 | JTR2010 | 45 | 530 | 112 |
| 1200 | Triumph | 1200 Trophy | 97-99 | JTF1180 | 18 | JTR2010 | 42 | 530 | 110 |
| 1200 | Triumph | 1200 Trophy | 00 | JTF1180 | 18 | JTR2010 | 40 | 530 | 108 |
| 1200 | Triumph | 1200 Trophy | 01 | JTF1180 | 19 | JTR2010 | 40 | 530 | 108 |
| 1200 | Triumph | 1200 Trophy | 02-03 | JTF1180 | 18 | JTR2010 | 40 | 530 | |

| CC | Make | Model | Year | Front Sprocket | T | Rear Sprocket | T | Chain Pitch | Chain Length | |
|--------------------------|--------|--------------------------------|-----------|----------------|---------|---------------|---------|-------------|--------------|-----|
| Yamaha Road Bikes | | | | | | | | | | |
| 50 | Yamaha | DT50 | 17W Japan | 91 | JTF546 | 12 | JTR832 | 48 | 420 | 112 |
| 50 | Yamaha | DT50 M | | 78-80 | JTF563 | 11 | JTR832 | 45 | 420 | 104 |
| 50 | Yamaha | DT50 M | Germany | 78-80 | JTF562 | 10 | JTR832 | 52 | 420 | 108 |
| 50 | Yamaha | DT50 M End. | Norway | 78-82 | JTF563 | 11 | JTR832 | 42 | 420 | 102 |
| 50 | Yamaha | DT50 MX | | 81-87 | JTF563 | 11 | JTR832 | 48 | 420 | 110 |
| 50 | Yamaha | DT50 MX Auto | France | -86 | JTF563 | 14 | JTR832 | 42 | 420 | 106 |
| 50 | Yamaha | DT50 MX Auto | France | 86-88 | JTF563 | 12 | JTR832 | 38 | 420 | 104 |
| 50 | Yamaha | DT50 MX-I,II | Norway | 83-87 | JTF563 | 11 | JTR832 | 48 | 420 | 112 |
| 50 | Yamaha | DT50 MX-II | Norway | 88- | JTF563 | 11 | JTR832 | 49 | 420 | 112 |
| 50 | Yamaha | DT50 MX-S | Germany | 86-94 | JTF563 | 10 | JTR832 | 48 | 420 | 112 |
| 50 | Yamaha | DT50 MX-S | | 88-95 | JTF563 | 11 | JTR832 | 48 | 420 | 112 |
| 50 | Yamaha | DT50 U,W,A (DT-L/C) | USA | 88-90 | JTF546 | 13 | JTR832 | 48 | 420 | 110 |
| 50 | Yamaha | DT50 R | | 97-98 | JTF1120 | 12 | JTR832 | 52 | 420 | 128 |
| 50 | Yamaha | DT50 R | | 99-02 | JTF1120 | 12 | JTR1832 | 52 | 420 | 128 |
| 50 | Yamaha | DT50 R | 2C21 | 03-06 | JTF1120 | 11 | JTR1131 | 50 | 420 | 126 |
| 50 | Yamaha | DT50 R X-Limit | | 97- | JTF1120 | 12 | JTR832 | 52 | 420 | |
| 50 | Yamaha | DT50 SM Supermotard | | 02 | JTF1120 | 12 | JTR24 | 50 | 420 | 128 |
| 50 | Yamaha | DT50 SM Supermotard | 2C31 | 03-06 | JTF1120 | 11 | JTR1131 | 48 | 420 | 126 |
| 50 | Yamaha | DT50 LC DE | | 00-01 | | | JTR833 | 49 | 428 | |
| 50 | Yamaha | DTR50 (DT50R) | | 88-90 | JTF546 | 13 | JTR832 | 45 | 420 | 120 |
| 50 | Yamaha | DTR50 (DT50R) | Germany | 89-94 | JTF562 | 10 | JTR832 | 48 | 420 | 122 |
| 50 | Yamaha | DTR50 (DT50R) | Norway | 89- | JTF563 | 11 | JTR832 | 48 | 420 | 126 |
| 50 | Yamaha | DTR50 (DT50R) | | 91-96 | JTF546 | 13 | JTR832 | 38 | 420 | 116 |
| 50 | Yamaha | FS1 | | | JTF563 | 13 | JTR832 | 39 | 420 | 96 |
| 50 | Yamaha | FS1 DX | | | JTF563 | 13 | JTR832 | 39 | 420 | 96 |
| 50 | Yamaha | FS1 DX | Germany | 78 | JTF563 | 11 | JTR832 | 44 | 420 | 100 |
| 50 | Yamaha | FS1 E | | 71-76 | JTF563 | 14 | JTR834 | 39 | 420 | 96 |
| 50 | Yamaha | FS1 E DX | | | JTF563 | 14 | JTR832 | 39 | 420 | 98 |
| 50 | Yamaha | FS1 EA | | | JTF563 | 14 | JTR832 | 39 | 420 | 96 |
| 50 | Yamaha | FS1 SE | | | JTF563 | 13 | JTR832 | 39 | 420 | 96 |
| 50 | Yamaha | LB50 Chappy | France | -83 | JTF546 | 14 | JTR832 | 32 | 420 | 94 |
| 50 | Yamaha | LB50 Chappy | | -85 | JTF546 | 14 | JTR834 | 31 | 420 | 90 |
| 50 | Yamaha | LB50 2M Chappy | | 86-94 | JTF546 | 14 | JTR834 | 32 | 420 | 94 |
| 50 | Yamaha | LB50 3M Bop | | | JTF546 | 13 | JTR834 | | 420 | |
| 50 | Yamaha | LB50 P E,F,G,H,J Chappy | USA | 78-82 | JTF546 | 14 | JTR832 | 32 | 420 | 92 |
| 50 | Yamaha | RD50 | | 77-78 | JTF563 | 13 | JTR832 | 48 | 420 | 96 |
| 50 | Yamaha | RD50 M Alloy Wheel | | 79-80 | JTF563 | 11 | JTR834 | 48 | 420 | 106 |
| 50 | Yamaha | RD50 M Spoke Wheel | | 78 | JTF563 | 12 | JTR832 | 48 | 420 | 106 |
| 50 | Yamaha | RD50 MX | | 79-80 | JTF563 | 12 | JTR834 | 48 | 420 | 106 |
| 50 | Yamaha | RD50 MX | | 81-87 | JTF563 | 12 | JTR834 | 48 | 420 | 112 |
| 50 | Yamaha | RD50 MX Auto | France | | JTF563 | 12 | JTR832 | 42 | 420 | 108 |
| 50 | Yamaha | RX50 K,L Special | USA | 83-84 | JTF563 | 12 | JTR832 | 47 | 420 | 110 |
| 50 | Yamaha | RX50 M K,L Midnight Special | USA | 83-84 | JTF563 | 12 | JTR832 | 47 | 420 | 110 |
| 50 | Yamaha | RZ50 | Japan | | JTF546 | 13 | JTR834 | 48 | 420 | 112 |
| 50 | Yamaha | TDR50 | 3FY Japan | 88 | JTF1263 | 14 | | 46 | 428 | 106 |
| 50 | Yamaha | TY50 M | | 78-81 | JTF563 | 11 | JTR832 | 46 | 420 | 104 |
| 50 | Yamaha | TY50 M | Germany | 78-81 | JTF563 | 12 | JTR832 | 52 | 420 | 108 |
| 50 | Yamaha | TZR50 >>> 428 Chain Conversion | Spain | | JTF1556 | 12 | JTR835 | 47 | 428 | 134 |
| 50 | Yamaha | TZR50 RR | 5WX5 | 97-06 | JTF1120 | 12 | JTR1078 | 47 | 420 | 132 |
| 50 | Yamaha | TZR50 X-Power | | 96-06 | JTF1120 | 12 | JTR1078 | 47 | 420 | 130 |
| 50 | Yamaha | TZR50 | | 07-12 | JTF1120 | 11 | JTR1078 | 60 | 420 | |
| 50 | Yamaha | TZR50 50th Anniversary Ed. | | 12 | JTF1120 | 11 | JTR1078 | 60 | 420 | |
| 50 | Yamaha | TZR50 | | 15 | | | | | | |
| 50 | Yamaha | V50 M,P | | | JTF546 | 13 | JTR834 | 39 | 420 | 100 |
| 50 | Yamaha | YSR50 | 2AL | 86-92 | JTF563 | 12 | JTR832 | 44 | 420 | 100 |
| 70 | Yamaha | V70 | | 76 | JTF563 | 13 | JTR834 | 36 | 420 | 102 |
| 75 | Yamaha | V75 | | 77 | JTF546 | 13 | JTR834 | 36 | 420 | 100 |

| CC | Make | Model | Year | Front Sprocket | T | Rear Sprocket | T | Chain Pitch | Chain Length | |
|-----|--------|-------------------------|------------------|----------------|---------|---------------|---------|-------------|--------------|-----|
| 80 | Yamaha | DT80 LC1 | Germany | 83-84 | JTF1550 | 15 | JTR843 | 48 | 428 | 120 |
| 80 | Yamaha | DT80 LC1,LC2 | | | JTF1550 | 15 | JTR843 | 49 | 428 | 120 |
| 80 | Yamaha | DT80 LC2 | Germany | 85-94 | JTF1550 | 15 | JTR843 | 51 | 428 | 126 |
| 80 | Yamaha | DT80 M | | -82 | JTF563 | 15 | JTR832 | 41 | 420 | 108 |
| 80 | Yamaha | DT80 MX | | 83 | JTF563 | 13 | JTR832 | 41 | 420 | 108 |
| 80 | Yamaha | DT80 MX-S | | 83-84 | JTF542 | 13 | JTR833 | 41 | 428 | 108 |
| 80 | Yamaha | DT80 D,E,F,G,H,J,K | USA | 77-83 | JTF563 | 14 | JTR832 | 41 | 420 | 106 |
| 80 | Yamaha | FS80 SE | | | JTF546 | 15 | JTR834 | 41 | 420 | 112 |
| 80 | Yamaha | FZR80 RR | | 92-94 | JTF555 | 15 | JTR835 | 45 | 428 | |
| 80 | Yamaha | GT80 A,B,C,D,E,F,G,H,J | USA | 73-82 | JTF563 | 14 | JTR832 | 41 | 420 | 106 |
| 80 | Yamaha | LB80 Chappy | | | JTF546 | 15 | JTR834 | 30 | 420 | 90 |
| 80 | Yamaha | LB80 Chappy | | 89- | JTF546 | 15 | JTR834 | 32 | 420 | 92 |
| 80 | Yamaha | LB80 | ZAC,3D USA | 76-77 | JTF546 | 14 | JTR834 | 36 | 420 | 92 |
| 80 | Yamaha | LB80 II AD,AE | USA | 77-78 | JTF546 | 14 | JTR834 | 31 | 420 | 88 |
| 80 | Yamaha | RD80 LC 1 | | 82 | JTF546 | 15 | JTR834 | 48 | 420 | 108 |
| 80 | Yamaha | RD80 LC 1 | Germany | 82 | JTF546 | 14 | JTR834 | 48 | 420 | 108 |
| 80 | Yamaha | RD80 LC 2 | | 83-85 | JTF555 | 14 | JTR835 | 48 | 428 | 118 |
| 80 | Yamaha | RD80 MX | | 82-85 | JTF563 | 13 | JTR834 | 41 | 420 | 108 |
| 80 | Yamaha | RD80 MX | Europe | 81-82 | JTF561 | 15 | JTR834 | 41 | 420 | 110 |
| 80 | Yamaha | RD80 | Norway | | JTF563 | 14 | JTR834 | 40 | 420 | 108 |
| 80 | Yamaha | RX80 SE | Germany | 82 | JTF547 | 13 | JTR834 | 39 | 420 | 106 |
| 80 | Yamaha | RX80 SE Chopper | France | | JTF547 | 13 | JTR834 | 48 | 420 | 110 |
| 80 | Yamaha | TZR80 | | 92-95 | JTF555 | 14 | JTR835 | 48 | 428 | |
| 80 | Yamaha | TZR80 R | | 96 | JTF558 | 15 | JTR1847 | 51 | 428 | 136 |
| 80 | Yamaha | TZR80 RR | | 96 | JTF1263 | 15 | JTR835 | 46 | 428 | 126 |
| 80 | Yamaha | V80 | | | JTF546 | 13 | JTR834 | 39 | 420 | 100 |
| 90 | Yamaha | V90 | | 75-78 | JTF546 | 14 | JTR834 | 36 | 420 | 100 |
| 100 | Yamaha | AG100 F | | 79 | JTF1606 | 14 | | 47 | 428 | 112 |
| 100 | Yamaha | AG100 G,H,J,FU,FW,B,D,E | | 80-93 | JTF1606 | 14 | JTR1925 | 51 | 428 | 118 |
| 100 | Yamaha | DT100 | | 76-80 | JTF1263 | 16 | JTR838 | 45 | 428 | 110 |
| 100 | Yamaha | DT100 A,B,C | USA | 74-76 | JTF1263 | 14 | JTR838 | 49 | 428 | 112 |
| 100 | Yamaha | DT100 SD,E,F,G,H,J,MX | Australia | 77-83 | JTF546 | 14 | JTR834 | 48 | 420 | 106 |
| 100 | Yamaha | DT100 D,E,F,G,H,J,K | USA | 77-83 | JTF546 | 14 | JTR834 | 45 | 420 | 102 |
| 100 | Yamaha | RS100 | | | JTF416 | 15 | JTR838 | 36 | 428 | 110 |
| 100 | Yamaha | RS100 B,C | USA | 75-76 | JTF1263 | 15 | JTR838 | 36 | 428 | 102 |
| 100 | Yamaha | RS100 | | 76-80 | JTF1263 | 16 | JTR838 | 37 | 428 | 110 |
| 100 | Yamaha | RS100 | 463 Norway | 75-79 | JTF418 | 14 | JTR834 | 39 | 428 | 104 |
| 100 | Yamaha | RS100 | 3LO Norway | 80-82 | JTF546 | 14 | JTR834 | 44 | 420 | 114 |
| 100 | Yamaha | RSX100 (RXS100) | | 83-94 | JTF416 | 15 | JTR838 | 37 | 428 | 110 |
| 100 | Yamaha | RSX100 (RXS100) | | 95 | JTF416 | 15 | JTR838 | 36 | 428 | 110 |
| 100 | Yamaha | RSX100 (RXS100) | Norway | 84- | JTF546 | 14 | JTR834 | 41 | 420 | 112 |
| 100 | Yamaha | RX100 | | 83-94 | JTF416 | 15 | JTR838 | 37 | 428 | 110 |
| 100 | Yamaha | YB100 | | 76-78 | JTF563 | 16 | JTR834 | 37 | 420 | 100 |
| 100 | Yamaha | YB100 | | 79-80 | JTF546 | 15 | JTR834 | 37 | 420 | 100 |
| 100 | Yamaha | YB100 E | | 80-94 | JTF546 | 15 | JTR834 | 36 | 420 | 98 |
| 105 | Yamaha | T105 Crypton R | Greece / SE Asia | | JTF1263 | 15 | JTR838 | 37 | 428 | 100 |
| 110 | Yamaha | F1Z 110 | Greece / SE Asia | | JTF1263 | 14 | JTR838 | 39 | 428 | 100 |
| 110 | Yamaha | T110 Crypton R (New) | Greece / SE Asia | 10- | JTF1550 | 15 | JTR838 | 36 | 428 | 100 |
| 115 | Yamaha | T115 Crypton R | Greece / SE Asia | | JTF1263 | 15 | JTR838 | 36 | 428 | 104 |
| 125 | Yamaha | DT125 E | | 74 | JTF416 | 15 | JTR1842 | 37 | 428 | 112 |
| 125 | Yamaha | DT125 F | | 75-76 | JTF416 | 15 | JTR1842 | 45 | 428 | 110 |
| 125 | Yamaha | DT125 A,B,C | USA | 74-76 | JTF1263 | 15 | JTR1842 | 45 | 428 | 114 |
| 125 | Yamaha | DT125 E | USA | 77 | JTF1263 | 15 | JTR1842 | 49 | 428 | 118 |
| 125 | Yamaha | DT125 F,G,H | USA | 78-80 | JTF1263 | 14 | JTR1842 | 49 | 428 | 118 |
| 125 | Yamaha | DT125 LC | France | 87 | JTF1263 | 16 | JTR843 | 51 | 428 | 128 |
| 125 | Yamaha | DT125 LC | France | 88 | JTF264 | 16 | JTR843 | 50 | 428 | 130 |
| 125 | Yamaha | DT125 LC 1 (4 F.H.) | | 84-87 | JTF1263 | 15 | JTR843 | 49 | 428 | 118 |
| 125 | Yamaha | DT125 LC2, LC3 | | 85-88 | JTF1263 | 16 | JTR843 | 53 | 428 | 126 |

| CC | Make | Model | | Year | Front Sprocket | T | Rear Sprocket | T | Pitch | Chain Length |
|-----|--------|---|------------|-------|----------------|----|---------------|----|-------|--------------|
| 125 | Yamaha | DT125 MX (6 F.H.) | 2A6/3YV | 76-82 | JTF416 | 15 | JTR843 | 49 | 428 | 118 |
| 125 | Yamaha | DT125 Tenere | | 89 | JTF264 | 17 | JTR843 | 50 | 428 | 126 |
| 125 | Yamaha | DT125 Z | | 92-93 | JTF264 | 16 | JTR843 | 50 | 428 | 126 |
| 125 | Yamaha | DTR125 (DT125R) | | 88-89 | JTF558 | 17 | JTR839 | 55 | 428 | 134 |
| 125 | Yamaha | DTR125 (DT125R) | | 90-03 | JTF558 | 16 | JTR839 | 57 | 428 | 134 |
| 125 | Yamaha | DT125 RE | 1D01 | 04-06 | JTF558 | 16 | JTR839 | 57 | 428 | 134 |
| 125 | Yamaha | DT125 R Everts | | 05-06 | JTF558 | 16 | JTR839 | 57 | 428 | 134 |
| 125 | Yamaha | DT125 X | | 05-06 | JTF558 | 16 | JTR839 | 57 | 428 | 134 |
| 125 | Yamaha | DTR125 (DT125R) | France | 92-94 | JTF558 | 17 | JTR839 | 57 | 428 | 134 |
| 125 | Yamaha | MT125 (ABS) | BR3 | 15-17 | JTF1550 | 14 | JTR1844 | 48 | 428 | 132 |
| 125 | Yamaha | RD125 A,B,C | USA | 74-76 | JTF1263 | 14 | JTR838 | 39 | 428 | 110 |
| 125 | Yamaha | RD125 | | 74-75 | JTF416 | 14 | JTR838 | 38 | 428 | 114 |
| 125 | Yamaha | RD125 | 1E7 | 75-76 | JTF416 | 15 | JTR838 | 39 | 428 | 114 |
| 125 | Yamaha | RD125 DX Spoke Wheel | 2R6 | 75-77 | JTF416 | 15 | JTR837 | 39 | 428 | 112 |
| 125 | Yamaha | RD125 DX Alloy Wheel | 2R6 | 78-81 | JTF416 | 15 | JTR837 | 39 | 428 | 112 |
| 125 | Yamaha | RD125 LC1 | | 82-85 | JTF1263 | 16 | JTR835 | 46 | 428 | 118 |
| 125 | Yamaha | RD125 LC2 YPVS | 10W | 85-87 | JTF1263 | 16 | JTR835 | 45 | 428 | 118 |
| 125 | Yamaha | RDZ125 | Japan | 87-89 | JTF1263 | 16 | JTR835 | 45 | 428 | 118 |
| 125 | Yamaha | RS125 DX | | 76-84 | JTF416 | 15 | JTR838 | 36 | 428 | 110 |
| 125 | Yamaha | RS125 UR,MR | | 75 | JTF1263 | 16 | JTR838 | 35 | 428 | 104 |
| 125 | Yamaha | RZ125 | 1GV Japan | 85 | JTF1263 | 16 | JTR835 | 46 | 428 | 118 |
| 125 | Yamaha | SR125 | France | -82 | JTF1263 | 14 | JTR843 | 49 | 428 | 120 |
| 125 | Yamaha | SR125 | Spain | 82-97 | JTF548 | 13 | JTR835 | 49 | 428 | 120 |
| 125 | Yamaha | SR125 SE | 3MW | 80-94 | JTF1263 | 14 | JTR843 | 49 | 428 | 120 |
| 125 | Yamaha | SR125 | 3MW8 | 95-03 | JTF1263 | 14 | JTR835 | 49 | 428 | 120 |
| 125 | Yamaha | TDR125 | 3XD | 89-92 | JTF558 | 16 | JTR839 | 53 | 428 | 136 |
| 125 | Yamaha | TDR125 | 4FU | 93-94 | JTF558 | 16 | JTR1847 | 57 | 428 | 136 |
| 125 | Yamaha | TDR125 | 4GW,4GX | 93-94 | JTF558 | 16 | JTR1847 | 57 | 428 | 136 |
| 125 | Yamaha | TDR125 | | 95-01 | JTF558 | 16 | JTR1847 | 57 | 428 | 136 |
| 125 | Yamaha | TW125 | 5EK | 99-02 | JTF1559 | 14 | JTR1842 | 50 | 428 | 122 |
| 125 | Yamaha | TW125 | 3XT,5RS | 03-04 | JTF1559 | 14 | JTR1842 | 51 | 428 | 126 |
| 125 | Yamaha | TZR125 | | 88-93 | JTF1263 | 16 | JTR835 | 45 | 428 | 130 |
| 125 | Yamaha | TZR125 R | Italy | 93-94 | JTF558 | 16 | | 47 | 428 | 130 |
| 125 | Yamaha | TZR125 R | 4DL Japan | 93-95 | JTF558 | 16 | JTR1847 | 47 | 428 | 136 |
| 125 | Yamaha | TZR125 R | 4HX/W,JG | 93-96 | JTF558 | 16 | JTR1870 | 46 | 428 | 140 |
| 125 | Yamaha | TZR125 R | Germany | 95-96 | JTF558 | 16 | JTR1847 | 51 | 428 | |
| 125 | Yamaha | TZR125 R (80 kmh) | Germany | 97-99 | JTF558 | 16 | JTR1870 | 46 | 428 | 140 |
| 125 | Yamaha | TZR125 RR | | 96-00 | JTF558 | 18 | JTR1847 | 51 | 428 | |
| 125 | Yamaha | WR125 | | 98 | JTF564 | | JTR853 | | 520 | |
| 125 | Yamaha | WR125 R-Y,Z,A,B,D,E,F | 22B1/3 | 09-15 | JTF1550 | 14 | JTR839 | 53 | 428 | 134 |
| 125 | Yamaha | WR125 X-Y,Z,A,B,D,E,F | 22B2/4 | 09-15 | JTF1550 | 14 | JTR839 | 53 | 428 | 134 |
| 125 | Yamaha | XT125 | | | JTF1263 | 14 | JTR1842 | 50 | 428 | 118 |
| 125 | Yamaha | XT125 | France | 82-87 | JTF1263 | 14 | JTR1842 | 49 | 428 | 118 |
| 125 | Yamaha | XT125 | 2YE France | 88-90 | JTF1263 | 14 | JTR843 | 53 | 428 | 120 |
| 125 | Yamaha | XT125 | 2YU France | 91-93 | JTF1263 | 14 | JTR1842 | 50 | 428 | 120 |
| 125 | Yamaha | XT125 R | 3D6,13D | 05-07 | JTF1263 | 14 | JTR1134 | 50 | 428 | 128 |
| 125 | Yamaha | XT125 R | | 08-11 | JTF548 | 14 | JTR1134 | 50 | 428 | 128 |
| 125 | Yamaha | XT125 X | | 05-07 | JTF1263 | 14 | JTR1134 | 48 | 428 | 126 |
| 125 | Yamaha | XT125 X | | 08-11 | JTF548 | 14 | JTR1134 | 48 | 428 | 126 |
| 125 | Yamaha | XTZ125 | | 02-04 | JTF1263 | 14 | JTR843 | 48 | 428 | 122 |
| 125 | Yamaha | XV125 Virago | 5AJ | 97-01 | JTF1573 | 13 | JTR857 | 47 | 520 | 114 |
| 125 | Yamaha | XV125 Virago (80 Kmh Version) | Germany | 97-01 | JTF1573 | 14 | JTR857 | 45 | 520 | 114 |
| 125 | Yamaha | XV5125 Drag Star | 5JX | 00-04 | JTF558 | 16 | JTR1874 | 59 | 428 | 146 |
| 125 | Yamaha | XV5125 Drag Star >>> 520 Chain Conversion | | 00-04 | JTF564 | 13 | JTR857 | 47 | 520 | 116 |
| 125 | Yamaha | YBA125 Enticer | | 07-09 | JTF555 | 14 | JTR838 | 45 | 428 | |
| 125 | Yamaha | YBR125 | 3D9 | 05-06 | JTF1263 | 14 | JTR838 | 45 | 428 | 118 |
| 125 | Yamaha | YBR125 | 3D9,51D | 07-15 | JTF548 | 14 | JTR838 | 45 | 428 | 118 |
| 125 | Yamaha | YBR125 Custom | 275 | 08-15 | JTF548 | 14 | JTR838 | 43 | 428 | 118 |
| 125 | Yamaha | YS125 | | 18 | | 14 | | 43 | 428 | 126 |

| CC | Make | Model | Year | Front Sprocket | T | Rear Sprocket | T | Chain Pitch | Chain Length | | | |
|-----|--------|--|--|----------------|---------|---------------|---------|-------------|--------------|-----|-----|-----|
| 125 | Yamaha | YZF-R125 | 08-15 | JTF1550 | 14 | JTR1844 | 48 | 428 | 132 | | | |
| 125 | Yamaha | YZF-R125 50th Anniversary Edition | 12 | JTF1550 | 14 | JTR1844 | 48 | 428 | 132 | | | |
| 125 | Yamaha | Z125 | Greece / SE Asia | JTF1263 | 14 | JTR838 | 43 | 428 | 122 | | | |
| 135 | Yamaha | 135 Crypton X | Greece / SE Asia | JTF1550 | 15 | JTR838 | 39 | 428 | 112 | | | |
| 160 | Yamaha | FZ-16 | India | 08- | JTF1550 | 14 | JTR1844 | 40 | 428 | 128 | | |
| 175 | Yamaha | AG175 F | | JTF1263 | 15 | JTR1925 | 47 | 428 | 118 | | | |
| 175 | Yamaha | AG175 G,H,J,FU,B,D,E | | JTF1263 | 14 | JTR1925 | 47 | 428 | 118 | | | |
| 175 | Yamaha | DT175 | 74-77 | JTF1263 | 16 | JTR1842 | 37 | 428 | 114 | | | |
| 175 | Yamaha | DT175 A,B,C | USA | 74-76 | JTF1263 | 16 | JTR1842 | 45 | 428 | 112 | | |
| 175 | Yamaha | DT175 E,F,G,H | USA | 77-81 | JTF1263 | 16 | JTR1842 | 49 | 428 | 118 | | |
| 175 | Yamaha | DT175 MX (6 F.H.) | | 78-81 | JTF416 | 15 | JTR843 | 49 | 428 | 118 | | |
| 175 | Yamaha | DT175 N,T,W,A,B,C,D,E,F,G,H | | 84-96 | JTF1263 | 15 | JTR843 | 49 | 428 | 118 | | |
| 185 | Yamaha | SR185 H,J | | 81-82 | JTF1263 | 15 | JTR835 | 44 | 428 | 118 | | |
| 200 | Yamaha | AG200 L,FU,FB,W,F | | 84-94 | JTF1263 | 14 | JTR1842 | 54 | 428 | 126 | | |
| 200 | Yamaha | AG200 | 1FE Japan | | JTF1263 | 15 | JTR1842 | 45 | 428 | 118 | | |
| 200 | Yamaha | DT200 L | | 85 | JTF1554 | 13 | JTR845 | 41 | 520 | 100 | | |
| 200 | Yamaha | DT200 L | Australia | | 85 | JTF1554 | 13 | 41 | 520 | 100 | | |
| 200 | Yamaha | DT200 R | | 87 | JTF264 | 16 | JTR843 | 50 | 428 | 126 | | |
| 200 | Yamaha | DT200 R | 3ET | | 88 | JTF558 | 16 | JTR839 | 53 | 428 | 126 | |
| 200 | Yamaha | DT200 R-W,D,E,F,G | 2YY | | 89-95 | JTF564 | 13 | JTR853 | 43 | 520 | 106 | |
| 200 | Yamaha | DT200 WP,WR | 3XP Japan | | 90 | JTF564 | 13 | JTR853 | 42 | 520 | 110 | |
| 200 | Yamaha | RD200 A,B,C | USA | | 70-76 | JTF1263 | 14 | JTR836 | 36 | 428 | 108 | |
| 200 | Yamaha | RD200 DX | | | 75-77 | JTF1263 | 16 | JTR836 | 36 | 428 | 108 | |
| 200 | Yamaha | RD200 DX Alloy Wheel | | | 78-81 | JTF416 | 15 | JTR837 | 39 | 428 | 112 | |
| 200 | Yamaha | RS200 | | | | JTF416 | 15 | JTR836 | 39 | 428 | 112 | |
| 200 | Yamaha | SDR200 | 2TV Japan | | 88- | | 16 | 43 | 428 | | | |
| 200 | Yamaha | TW200 | 3LY | | 89- | JTF1559 | 14 | JTR1842 | 45 | 428 | 120 | |
| 200 | Yamaha | TW200 T,U,W,A,B,D,E,F | USA | | 87-94 | JTF1559 | 14 | JTR1842 | 50 | 428 | 126 | |
| 200 | Yamaha | TW200 | 3XT,5RS | | 95-18 | JTF1559 | 14 | JTR1842 | 50 | 428 | 122 | |
| 200 | Yamaha | TW200 | G,H,K,L,M,N,P,R,S,T,V,W,X,Y,Z,A,B1,D1,E1,F1,G1,H1,J1 | Japan | | 91-17 | JTF1559 | 14 | JTR1842 | 45 | 428 | 120 |
| 200 | Yamaha | XT200 J,K | 47J Australia | | | JTF1263 | 15 | JTR1842 | 48 | 428 | 118 | |
| 200 | Yamaha | XT200 | 47J Japan | | | JTF1263 | 15 | JTR1842 | 45 | 428 | 118 | |
| 200 | Yamaha | XT200 J,K,CK | USA | | 82-83 | JTF1263 | 15 | JTR1842 | 47 | 428 | 118 | |
| 225 | Yamaha | TW225 E | Japan | | 02-07 | JTF1559 | 14 | JTR1842 | 45 | 428 | 120 | |
| 225 | Yamaha | XT225 (Disc Brake) | 4JG | | 93-02 | JTF1263 | 15 | 45 | 428 | | | |
| 225 | Yamaha | XT225 D,E,F,L,M Serow (Drum Brake) | | | 92-00 | JTF1263 | 15 | JTR1869 | 45 | 428 | 120 | |
| 225 | Yamaha | XT225 N,P,R,S,T,V,W Serow (Drum Brake) | | | 01-07 | JTF1263 | 15 | JTR1869 | 45 | 428 | 120 | |
| 240 | Yamaha | XT240 | | | | JTF569 | 15 | JTR845 | 46 | 520 | 102 | |
| 250 | Yamaha | DT250 MX | | | -80 | JTF569 | 15 | JTR853 | 43 | 520 | 104 | |
| 250 | Yamaha | DT250 MX | | | 80-82 | JTF569 | 16 | JTR855 | 47 | 520 | 104 | |
| 250 | Yamaha | DT250 MX-D,E,F,G,H | Australia | | 77-82 | JTF569 | 14 | JTR855 | 47 | 520 | 104 | |
| 250 | Yamaha | FZR250 EXUP | 3LN Japan | | 89- | JTF1263 | 17 | JTR1847 | 56 | 428 | 130 | |
| 250 | Yamaha | FZR250 Genesis | 2KR,2RF Japan | | 89- | JTF1263 | 17 | JTR1847 | 55 | 428 | 130 | |
| 250 | Yamaha | FZR250 Fazer | 1HX,1KG Japan | | | JTF1263 | 17 | JTR1847 | 52 | 428 | 130 | |
| 250 | Yamaha | MT-25 | Japan | | 16-18 | JTF565SC | 14 | JTR486 | 43 | 520 | 112 | |
| 250 | Yamaha | RD250 A,B | USA | | 73-75 | JTF513 | 15 | JTR848 | 39 | 530 | 92 | |
| 250 | Yamaha | RD250 DXC | | | 76-77 | JTF567 | 17 | JTR848 | 39 | 530 | 96 | |
| 250 | Yamaha | RD250 DXD | | | 77-78 | JTF567 | 16 | JTR849 | 38 | 530 | 96 | |
| 250 | Yamaha | RD250 DXE | | | 78-80 | JTF567 | 17 | JTR854 | 38 | 530 | 96 | |
| 250 | Yamaha | RD250 LC | 4L1 | | 80-85 | JTF567 | 16 | JTR852 | 41 | 530 | 102 | |
| 250 | Yamaha | RZ250 L,FN,FS,T,W | Australia | | 84-91 | JTF569 | 16 | JTR846 | 40 | 520 | 106 | |
| 250 | Yamaha | RZ250 S,T,W | 1AR | | 86-87 | JTF569 | 16 | JTR846 | 41 | 520 | 108 | |
| 250 | Yamaha | RZ250 | 4L3 Japan | | | JTF567 | 16 | JTR852 | 41 | 530 | 102 | |
| 250 | Yamaha | RZ250 R | 1XG Japan | | | JTF569 | 16 | JTR846 | 41 | 520 | 110 | |
| 250 | Yamaha | RZZ250 RR | 51L Japan | | | JTF569 | 16 | JTR846 | 41 | 520 | 108 | |
| 250 | Yamaha | SR250 SE | | | 79-84 | JTF569 | 16 | JTR845 | 45 | 520 | 102 | |
| 250 | Yamaha | SR250 H,J,K | Australia | | 80-84 | JTF569 | 16 | JTR845 | 46 | 520 | 104 | |
| 250 | Yamaha | SR250 G,H,J Exciter | USA | | 80-82 | JTF569 | 16 | JTR845 | 46 | 520 | 102 | |

| CC | Make | Model | Year | Front Sprocket | T | Rear Sprocket | T | Chain Pitch | Chain Length | | |
|-----|--------|---|-----------|----------------|----------|---------------|---------|-------------|--------------|-----|-----|
| 250 | Yamaha | SR250 T H | USA | 81 | JTF569 | 16 | JTR845 | 46 | 520 | 102 | |
| 250 | Yamaha | SR250 | Spain | 85-96 | JTF569 | 14 | JTR845 | 40 | 520 | 102 | |
| 250 | Yamaha | SR250 | | 93-96 | JTF569 | 16 | JTR845 | 46 | 520 | 102 | |
| 250 | Yamaha | SRV250 | Japan | | | | JTR857 | 45 | 520 | 106 | |
| 250 | Yamaha | SRX250 N,T,CT | | 87 | JTF1553 | 14 | JTR845 | 43 | 520 | 106 | |
| 250 | Yamaha | TDR250 | 3CK,3CL | 88-90 | JTF5655C | 14 | JTR846 | 45 | 520 | 108 | |
| 250 | Yamaha | TT-R250 | USA | 99-06 | JTF583 | 13 | JTR853 | 52 | 520 | 110 | |
| 250 | Yamaha | TZR250 | 1KT | 87-88 | JTF5655C | 14 | JTR846 | 41 | 520 | 110 | |
| 250 | Yamaha | TZR250 | 2MA,2XW | 87-92 | JTF5655C | 14 | JTR846 | 41 | 520 | 110 | |
| 250 | Yamaha | TZR250 R V-Twin | 3XV | 91-94 | JTF5655C | 14 | | 37 | 520 | | |
| 250 | Yamaha | TZR250 RC | 3MA-1 | 89 | JTF5655C | 14 | JTR846 | 43 | 520 | 110 | |
| 250 | Yamaha | TZR250 RC Reverse Cylinder | 3MA-3/5 | 90 | JTF5655C | 14 | JTR846 | 43 | 520 | 110 | |
| 250 | Yamaha | TZR250 SP Sports Production | 3MA-4 | 90- | JTF5655C | 14 | JTR846 | 43 | 520 | 110 | |
| 250 | Yamaha | XG250 Tricker | | 05-07 | JTF1594 | 15 | | 45 | 428 | 124 | |
| 250 | Yamaha | XS250 | France | | JTF567 | 16 | JTR854 | 39 | 530 | 100 | |
| 250 | Yamaha | XS250 C Spoke Wheel | | -78 | JTF424 | 15 | JTR854 | 43 | 530 | 106 | |
| 250 | Yamaha | XS250 Alloy Wheel | | 78 | JTF424 | 15 | JTR854 | 43 | 530 | 100 | |
| 250 | Yamaha | XS250 Alloy Wheel | | 79-80 | JTF424 | 15 | JTR854 | 43 | 530 | 106 | |
| 250 | Yamaha | XS250 SE,SG,SH,SK | | 80-82 | JTF424 | 15 | JTR854 | 41 | 530 | 104 | |
| 250 | Yamaha | XS250 RK,SK | Australia | 82 | JTF571 | 15 | JTR840 | 38 | 530 | 100 | |
| 250 | Yamaha | XT250 | | 81-90 | JTF569 | 15 | JTR845 | 46 | 520 | 98 | |
| 250 | Yamaha | XT250 | 3Y3 | France | JTF569 | 16 | JTR845 | 46 | 520 | 102 | |
| 250 | Yamaha | XT250 J | | 80 | JTF569 | 15 | JTR845 | 45 | 520 | 100 | |
| 250 | Yamaha | XT250 T | 1EU | Japan | JTF1588 | 19 | JTR1842 | 52 | 428 | 128 | |
| 250 | Yamaha | XT250 TL | 30X | Australia | 83-84 | JTF431 | 15 | JTR845 | 47 | 520 | 106 |
| 250 | Yamaha | XT250 TL | 30X | Japan | 83-84 | JTF431 | 15 | JTR845 | 48 | 520 | 106 |
| 250 | Yamaha | XT250 G,H,J,K,L,W,A,B | | Australia | 80-92 | JTF569 | 15 | JTR845 | 47 | 520 | 98 |
| 250 | Yamaha | XT250 TN,TS,TT | 48Y | Australia | 85-87 | JTF1553 | 15 | JTR845 | 47 | 520 | 106 |
| 250 | Yamaha | XT250 X,Y,Z,A,B,D,E,F,G,H,J | | 08-18 | JTF1594 | 15 | JTR1847 | 48 | 428 | 128 | |
| 250 | Yamaha | XT250 X Serrow | 3C5 | Japan | JTF1594 | 15 | JTR1847 | 48 | 428 | 128 | |
| 250 | Yamaha | XV250 | 3LW/S,KF | 89-94 | JTF569 | 16 | JTR857 | 45 | 520 | 114 | |
| 250 | Yamaha | XV250 S Virago | | 95-08 | JTF569 | 16 | JTR857 | 45 | 520 | 114 | |
| 250 | Yamaha | XV250 U,W,A Route 66 | USA | 88-90 | JTF569 | 16 | JTR857 | 45 | 520 | 114 | |
| 250 | Yamaha | XV250 C U,W,A Route 66 | USA | 88-90 | JTF569 | 16 | JTR857 | 45 | 520 | 114 | |
| 250 | Yamaha | XV250 G,H,J,K,L,M,N,P,R,S,T,V,W Virago Route 66 | USA | 95-07 | JTF569 | 16 | JTR857 | 45 | 520 | 114 | |
| 250 | Yamaha | XV250 C G,H,J,K,L,M,N,P,R,S,T,V,W Virago Route 66 | USA | 95-07 | JTF569 | 16 | JTR857 | 45 | 520 | 114 | |
| 250 | Yamaha | XV250 X,Y,Z,A1,B1,D1,E,F,G,H,J V-Star | | USA | 08-18 | JTF569 | 16 | JTR857 | 45 | 520 | 114 |
| 250 | Yamaha | XV250 C X,Y,Z,A1,B1,D1,E,F,G,H,J V-Star | | USA | 08-18 | JTF569 | 16 | JTR857 | 45 | 520 | 114 |
| 250 | Yamaha | XV250 V-Star | | 08-17 | JTF569 | 16 | JTR857 | 45 | 520 | 114 | |
| 250 | Yamaha | XV5250 Drag Star | | 01-04 | JTF558 | 20 | JTR1874 | 56 | 428 | 146 | |
| 250 | Yamaha | YBR250 | | 07-11 | JTF1594 | 15 | JTR1870 | 44 | 428 | 132 | |
| 250 | Yamaha | YD250 | 3NU1/2 | Japan | JTF569 | 16 | JTR845 | 45 | 520 | 102 | |
| 250 | Yamaha | YZF-R25 | Japan | 15-18 | JTF5655C | 14 | JTR486 | 43 | 520 | 112 | |
| 300 | Yamaha | YZF-R3 | | 15-18 | JTF5655C | 14 | JTR486 | 43 | 520 | 112 | |
| 320 | Yamaha | MT-03 (MTN320-A) | B082 | 16-17 | JTF5655C | 14 | JTR486 | 43 | 520 | 112 | |
| 350 | Yamaha | RD350 A,B | USA | 73-75 | JTF513 | 15 | JTR848 | 39 | 530 | 92 | |
| 350 | Yamaha | RD350 A,B | | 74-76 | JTF513 | 17 | JTR848 | 37 | 530 | 92 | |
| 350 | Yamaha | RD350 LC | 4L0 | 80-82 | JTF567 | 16 | JTR848 | 39 | 530 | 102 | |
| 350 | Yamaha | RD350 YPVS 1WX,1WW,31K,1JF,1JG | | 83-95 | JTF569 | 17 | JTR846 | 39 | 520 | 106 | |
| 350 | Yamaha | RZ350 K,L,FN,FS | Australia | 83-87 | JTF569 | 17 | JTR846 | 40 | 520 | 106 | |
| 350 | Yamaha | RZ350 L/N | USA | 84-85 | JTF569 | 17 | JTR846 | 40 | 520 | 106 | |
| 350 | Yamaha | RZ350 C N | USA | 85 | JTF569 | 17 | JTR846 | 40 | 520 | 106 | |
| 350 | Yamaha | RZ350 F/N | USA | 86-88 | JTF569 | 17 | JTR846 | 40 | 520 | 106 | |
| 350 | Yamaha | XT350 N,S,T,U,W,A,B,D,E,F,G,H,J,K,L,M | 55V,3YT | 85-00 | JTF576 | 19 | JTR1842 | 52 | 428 | 128 | |
| 350 | Yamaha | XT350 N,S,T,U,W,A,B,D,E,F,G,H,J,K,L,M | | USA | 85-00 | JTF576 | 19 | JTR1842 | 55 | 428 | 130 |
| 350 | Yamaha | XT350 C N,S,T,U,W,A,B,D,E,F,G,H,J,K,L,M | | USA | 85-00 | JTF576 | 19 | JTR1842 | 55 | 428 | 130 |
| 360 | Yamaha | XS360 C/D/2D | USA | 76-77 | JTF424 | 16 | JTR849 | 40 | 530 | 100 | |
| 400 | Yamaha | DT400 | | 75-76 | JTF565 | 16 | | 43 | 520 | 100 | |
| 400 | Yamaha | DT400 MX | | 77-78 | JTF569 | 17 | JTR853 | 43 | 520 | 102 | |

| CC | Make | Model | | Year | Front Sprocket | T | Rear | | Chain | | |
|-----|--------|---|-----------|-------|----------------|----------|----------|----------|-------|--------|-----|
| | | | | | | | Sprocket | T | Pitch | Length | |
| 400 | Yamaha | FZ400 | 4YR | Japan | 97 | JTF565SC | 14 | JTR245/3 | 47 | 520 | 110 |
| 400 | Yamaha | FZ400 R | 46X | Japan | 84-87 | JTF575 | 16 | JTR846 | 45 | 520 | 104 |
| 400 | Yamaha | FZR400 Genesis | 1WG | Japan | 88 | | 15 | JTR844 | 44 | 525 | 104 |
| 400 | Yamaha | FZR400 Genesis <<< 520 Chain Conversion | 1WG | Japan | 88 | JTF578 | 15 | JTR846 | 44 | 520 | 104 |
| 400 | Yamaha | FZR400 R EXUP MK1,MK2 | 1WG | Japan | 88-89 | JTF1587 | 19 | JTR1847 | 55 | 428 | 130 |
| 400 | Yamaha | FZR400 RR EXUP | 3TJ1 | | | JTF1587 | 19 | JTR1847 | 55 | 428 | 130 |
| 400 | Yamaha | FZR400 RR EXUP | 3TJ2-7 | | | JTF1587 | 19 | JTR1847 | 52 | 428 | 128 |
| 400 | Yamaha | FZR400 RR EXUP | 4DX1/2 | | 90-95 | JTF1587 | 19 | JTR1847 | 55 | 428 | 130 |
| 400 | Yamaha | FZR400 RR EXUP >>> 520 Chain Conversion | 4DX1/2 | | 90-95 | JTF578 | 15 | JTR846 | 43 | 520 | 104 |
| 400 | Yamaha | FZR400 SP EXUP <<< 520 Chain Conversion | 1WG | Japan | | JTF578 | 15 | JTR846 | 41 | 520 | 104 |
| 400 | Yamaha | FZR400 U,W,A | | USA | 88-90 | JTF1587 | 16 | JTR1847 | 55 | 428 | 130 |
| 400 | Yamaha | FZR400 SC U,W,A | | USA | 88-90 | JTF1587 | 19 | JTR1847 | 55 | 428 | 130 |
| 400 | Yamaha | FZR400 RRSR,RR | | USA | 91-92 | JTF1587 | 19 | JTR1847 | 55 | 428 | 130 |
| 400 | Yamaha | RD400 DX | | | 76-77 | JTF567 | 17 | JTR849 | 38 | 530 | 96 |
| 400 | Yamaha | RD400 DXE Alloy Wheel | | | 78-80 | JTF567 | 17 | JTR854 | 38 | 530 | 96 |
| 400 | Yamaha | RD400 C,D,E | | USA | 76-78 | JTF424 | 17 | JTR849 | 38 | 530 | 96 |
| 400 | Yamaha | RD400 F Daytona | | USA | 79 | JTF424 | 16 | JTR854 | 37 | 530 | 96 |
| 400 | Yamaha | SR400 E,EC,F,FC,G,GC,H,HC | 2RD | | 14-17 | JTF1587 | 19 | JTR1839 | 56 | 428 | 130 |
| 400 | Yamaha | SR400 | | Japan | 88-13 | JTF1587 | 19 | JTR1839 | 56 | 428 | 130 |
| 400 | Yamaha | SRX400 | | Japan | | JTF1589 | 19 | JTR1847 | 50 | 428 | |
| 400 | Yamaha | SRX400 | 1JL035439 | Japan | | JTF577 | 14 | JTR846 | 41 | 520 | 106 |
| 400 | Yamaha | XJ400 | | | 82 | JTF571 | 16 | JTR856 | 45 | 530 | 104 |
| 400 | Yamaha | XJ400 | 4G0 | Japan | | JTF571 | 16 | JTR856 | 46 | 530 | 104 |
| 400 | Yamaha | XJ400 Z,ZS | 33M,35J | Japan | | JTF571 | 16 | JTR862 | 46 | 530 | 104 |
| 400 | Yamaha | XJR400 | | Japan | 93-08 | JTF575 | 15 | JTR846 | 45 | 520 | 110 |
| 400 | Yamaha | XS400 Alloy Wheel | | | 79-80 | JTF567 | 16 | JTR854 | 39 | 530 | 104 |
| 400 | Yamaha | XS400 Alloy Wheel | | | 78 | JTF567 | 17 | JTR854 | 38 | 530 | 98 |
| 400 | Yamaha | XS400 DOHC | | | 82 | JTF571 | 16 | JTR840 | 38 | 530 | 102 |
| 400 | Yamaha | XS400 SE | | | 80-82 | JTF567 | 16 | JTR854 | 36 | 530 | 104 |
| 400 | Yamaha | XS400 D,2E | | USA | 77-78 | JTF424 | 16 | JTR854 | 37 | 530 | 96 |
| 400 | Yamaha | XS400 E,F,2F | | USA | 78-79 | JTF424 | 16 | JTR854 | 39 | 530 | 102 |
| 400 | Yamaha | XS400 G,H Heritage | | USA | 80-81 | JTF424 | 16 | JTR854 | 37 | 530 | 102 |



Photo credit RBPS Photography

| CC | Make | Model | Year | Front Sprocket | T | Rear Sprocket | T | Chain Pitch | Chain Length |
|-----|--------|---|---------------|----------------|----|---------------|----|-------------|--------------|
| 400 | Yamaha | XS400 S G,H Maxim | USA 80-81 | JTF424 | 16 | JTR1911 | 37 | 530 | 102 |
| 400 | Yamaha | XS400 S J Seca | USA 82 | JTF424 | 16 | JTR1911 | 37 | 530 | 102 |
| 400 | Yamaha | XS400 J,K | USA 82-83 | JTF571 | 16 | JTR840 | 35 | 530 | 100 |
| 400 | Yamaha | XS400 R J,K Maxim | USA 82-83 | JTF571 | 16 | JTR840 | 38 | 530 | 102 |
| 400 | Yamaha | XT400 | 81-82 | JTF565 | 16 | JTR853 | 46 | 520 | 102 |
| 400 | Yamaha | XT400 4 Valve | 83-84 | JTF575 | 15 | JTR857 | 45 | 520 | 102 |
| 500 | Yamaha | FZR500 H,M,N | 89-90 | JTF513 | 15 | JTR865 | 49 | 530 | 106 |
| 500 | Yamaha | RD500 LC | 47X,1GE 84-87 | JTF579 | 15 | JTR862 | 38 | 530 | 102 |
| 500 | Yamaha | RZV500 R | 1GG Japan | JTF579 | 15 | JTR862 | 38 | 530 | 102 |
| 500 | Yamaha | RZ500 F L,N,S | USA 84-86 | JTF579 | 15 | | 40 | 530 | |
| 500 | Yamaha | SR500 2J2,48U,4E6,4F9,1RU,48T,3EB1 | 78-91 | JTF513 | 16 | JTR841 | 42 | 530 | 104 |
| 500 | Yamaha | SR500 E,F,G,H | USA 78-81 | JTF513 | 16 | JTR841 | 42 | 530 | 104 |
| 500 | Yamaha | SR500 | 91-00 | JTF1587 | 20 | JTR1839 | 55 | 428 | 130 |
| 500 | Yamaha | SR500 >>> 520 Chain Conversion | 91-00 | JTF578 | 15 | JTR853 | 41 | 520 | 104 |
| 500 | Yamaha | TT500 D,E,F,G | 77-80 | JTF565 | 15 | JTR853 | 52 | 520 | 100 |
| 500 | Yamaha | TX500/TX 500 A | USA 73-74 | JTF513 | 17 | JTR850 | 43 | 530 | 108 |
| 500 | Yamaha | X5500 A,B Spoke Wheel | 75-77 | JTF568 | 17 | JTR850 | 40 | 530 | 106 |
| 500 | Yamaha | X5500 A,B | USA 74-75 | JTF513 | 17 | JTR850 | 43 | 530 | 108 |
| 500 | Yamaha | X5500 C Alloy Wheel | 76-77 | JTF568 | 16 | JTR854 | 43 | 530 | 108 |
| 500 | Yamaha | X5500 D Alloy Wheel | 78-80 | JTF513 | 17 | JTR854 | 41 | 530 | 106 |
| 500 | Yamaha | X5500 C,D,E | USA 76-78 | JTF513 | 16 | JTR854 | 42 | 530 | 106 |
| 500 | Yamaha | XT500 D,E,F,G,H | 77-85 | JTF565 | 16 | JTR853 | 43 | 520 | 100 |
| 500 | Yamaha | XT500 | Germany 86- | JTF565 | 16 | JTR853 | 42 | 520 | 100 |
| 500 | Yamaha | XT500 >>> 530 Chain Conversion | 78 | JTF570 | 16 | JTR841 | 42 | 530 | 102 |
| 550 | Yamaha | XJ550 | 81-85 | JTF571 | 16 | JTR856 | 45 | 530 | 104 |
| 550 | Yamaha | XJ550 H,J,K Maxim | USA 81-83 | JTF571 | 16 | JTR856 | 45 | 530 | 104 |
| 550 | Yamaha | XJ550 R H Seca | USA 81 | JTF571 | 16 | JTR856 | 46 | 530 | 104 |
| 550 | Yamaha | XJ550 R J,K Seca | USA 82-83 | JTF571 | 16 | JTR856 | 45 | 530 | 104 |
| 550 | Yamaha | XT550 | 82-83 | JTF575 | 15 | JTR857 | 39 | 520 | 98 |
| 600 | Yamaha | FJ600 L,LC,N,NC | USA 84-85 | JTF571 | 16 | JTR862 | 45 | 530 | 106 |
| 600 | Yamaha | FZ600 | 87-89 | JTF571 | 16 | JTR862 | 45 | 530 | 104 |
| 600 | Yamaha | FZ600 | France 86-88 | JTF571 | 16 | JTR862 | 44 | 530 | 104 |
| 600 | Yamaha | FZ600 S,T,U | USA 86-88 | JTF571 | 16 | JTR862 | 46 | 530 | 104 |
| 600 | Yamaha | FZ600 C S,T,U | USA 86-88 | JTF571 | 16 | JTR862 | 46 | 530 | 104 |
| 600 | Yamaha | FZ6 | 1B3 04-09 | JTF580 | 16 | JTR479 | 46 | 530 | 118 |
| 600 | Yamaha | FZ6 <<< 520 Chain Conversion | 04-09 | JTF1581 | 16 | JTR486 | 46 | 520 | 118 |
| 600 | Yamaha | FZ6 <<< 520 Chain Conversion (Aluminium Rear) | 04-09 | JTF1581 | 16 | JTA486 | 46 | 520 | 118 |
| 600 | Yamaha | FZ6 YCB, YCL, YL (FZS6) | USA 09 | JTF580 | 16 | JTR479 | 46 | 530 | 118 |
| 600 | Yamaha | FZ6 RYCB, RYCL (FZ6R) (California Edition) | USA 09 | JTF1595 | 16 | JTR305 | 46 | 520 | 118 |
| 600 | Yamaha | FZ6 RYL (FZ6R) | USA 09 | JTF1595 | 16 | JTR305 | 46 | 520 | 118 |
| 600 | Yamaha | FZ6R RYW, RYY | USA 09 | JTF1595 | 16 | JTR305 | 46 | 520 | 118 |
| 600 | Yamaha | FZ6R RYCW, RYCY (California Edition) | USA 09 | JTF1595 | 16 | JTR305 | 46 | 520 | 118 |
| 600 | Yamaha | FZ-6R RZB, RZCB, RZCL, RZCR, RZCW, RZL, RZR, RZW | USA 10 | JTF1595 | 16 | JTR305 | 46 | 520 | 118 |
| 600 | Yamaha | FZ-6R RAB, RACB, RBB, RBCB, RBCW, RBW, REB, RER, RGB, RGCB, RHS, RHCS | USA 11-17 | JTF1595 | 16 | JTR305 | 46 | 520 | 118 |
| 600 | Yamaha | FZ6 Fazer | 5VX,4P5 04-08 | JTF580 | 16 | JTR479 | 46 | 530 | 118 |
| 600 | Yamaha | FZ6 Fazer <<< 520 Chain Conversion | 04-08 | JTF1581 | 16 | JTR486 | 46 | 520 | 118 |
| 600 | Yamaha | FZ6 Fazer <<< 520 Chain Conversion (Aluminium Rear) | 04-08 | JTF1581 | 16 | JTA486 | 46 | 520 | 118 |
| 600 | Yamaha | FZ6 Fazer S2 ABS | 458,552 07-09 | JTF580 | 16 | JTR479 | 46 | 530 | 118 |
| 600 | Yamaha | FZ6 Fazer S2 ABS <<< 520 Chain Conversion | 07-09 | JTF1581 | 16 | JTR486 | 46 | 520 | 118 |
| 600 | Yamaha | FZ6 Fazer S2 ABS <<< 520 Chain Conversion (Aluminium Rear) | 07-09 | JTF1581 | 16 | JTA486 | 46 | 520 | 118 |
| 600 | Yamaha | FZ6 S2 | 555 07-09 | JTF580 | 16 | JTR479 | 46 | 530 | 118 |
| 600 | Yamaha | FZ6 S2 <<< 520 Chain Conversion | 07-09 | JTF1581 | 16 | JTR486 | 46 | 520 | 118 |
| 600 | Yamaha | FZ6 S2 <<< 520 Chain Conversion (Aluminium Rear) | 07-09 | JTF1581 | 16 | JTA486 | 46 | 520 | 118 |
| 600 | Yamaha | FZR600 D,E | 3HE 92-93 | JTF513 | 15 | JTR865 | 45 | 530 | 106 |
| 600 | Yamaha | FZR600 W,A,B | 3RG,3RH 89-91 | JTF513 | 15 | JTR865 | 46 | 530 | 106 |
| 600 | Yamaha | FZR600 R/RC-A,B,D,E,F,G,H,I,K,L | USA 90-99 | JTF513 | 15 | JTR865 | 45 | 530 | 106 |
| 600 | Yamaha | FZR600 RF (YZF600) | 4JH 94-95 | JTF513 | 15 | JTR859 | 47 | 530 | 108 |
| 600 | Yamaha | FZS600 Fazer | SDM,5RT 98-03 | JTF513 | 15 | JTR859 | 48 | 530 | 110 |

| CC | Make | Model | | Year | Front Sprocket | T | Rear Sprocket | T | Pitch | Chain Length |
|-----|--------|--|-------------|-------|----------------|----|---------------|----|-------|--------------|
| 600 | Yamaha | FZS600 SP Fazer | 5DM | 00-01 | JTF513 | 15 | JTR859 | 48 | 530 | 110 |
| 600 | Yamaha | SRX600 | 35X Japan | 90- | | 16 | JTR1847 | 47 | 428 | 138 |
| 600 | Yamaha | SRX600 | 1XL,1XM | 86-94 | JTF575 | 15 | JTR846 | 37 | 520 | 104 |
| 600 | Yamaha | TT600 L,N,S,T,A,B,D | | 83-92 | JTF575 | 14 | JTR853 | 50 | 520 | 116 |
| 600 | Yamaha | TT600 E | France | 96-97 | JTF575 | 14 | JTR1857 | 47 | 520 | 110 |
| 600 | Yamaha | TT600 E | | 96-00 | JTF575 | 15 | JTR853 | 47 | 520 | 110 |
| 600 | Yamaha | TT600 R | | 98-03 | JTF577 | 15 | JTR853 | 44 | 520 | 112 |
| 600 | Yamaha | TT600 RE | 5CH5 | 04 | JTF1577 | 15 | JTR857 | 47 | 520 | 114 |
| | | Fit front sprocket with original 6mm spacer | | | | | | | | |
| 600 | Yamaha | XJ600 | | 86-88 | JTF571 | 16 | JTR862 | 45 | 530 | 106 |
| 600 | Yamaha | XJ600 | | 91-92 | JTF571 | 17 | JTR862 | 44 | 530 | 106 |
| 600 | Yamaha | XJ600 | 51H,51J | 84-85 | JTF571 | 16 | JTR862 | 44 | 530 | 106 |
| 600 | Yamaha | XJ600 H,N | | 89-90 | JTF571 | 16 | JTR862 | 44 | 530 | 106 |
| 600 | Yamaha | XJ600 S/SC- D,E,F,G,H,J,K Seca II | USA | 92-98 | JTF582 | 16 | JTR855 | 48 | 520 | 110 |
| 600 | Yamaha | XJ600 S-D,E,F,G,H,J,K,L,M,N,P,R Diversion | 4BRA,B | 92-03 | JTF582 | 16 | JTR855 | 48 | 520 | 110 |
| 600 | Yamaha | XJ600 S-L,M Diversion | 4DG | 99-00 | JTF582 | 16 | JTR855 | 46 | 520 | 110 |
| 600 | Yamaha | XJ600 N | 4KE,4MB | 95-03 | JTF582 | 16 | JTR855 | 48 | 520 | 110 |
| 600 | Yamaha | XJ600 N | 4KF5 | 98-00 | JTF582 | 16 | JTR855 | 46 | 520 | 108 |
| 600 | Yamaha | XJ6 | 20S | 09-15 | JTF1595 | 16 | JTR305 | 46 | 520 | 118 |
| 600 | Yamaha | XJ6 SP | | 13 | JTF1595 | 16 | JTR305 | 46 | 520 | 118 |
| 600 | Yamaha | XJ6 ABS | 36B | 09-15 | JTF1595 | 16 | JTR305 | 46 | 520 | 118 |
| 600 | Yamaha | XJ6 Diversion | 36C | 09-15 | JTF1595 | 16 | JTR305 | 46 | 520 | 118 |
| 600 | Yamaha | XJ6 Diversion ABS | 36D | 09-15 | JTF1595 | 16 | JTR305 | 46 | 520 | 118 |
| 600 | Yamaha | XJ6 Diversion F ABS | 1DG,1CW | 10-15 | JTF1595 | 16 | JTR305 | 46 | 520 | 118 |
| 600 | Yamaha | XT600 | | 83-84 | JTF575 | 15 | JTR857 | 39 | 520 | 104 |
| 600 | Yamaha | XT600 | | 85-86 | JTF575 | 15 | JTR857 | 40 | 520 | 104 |
| 600 | Yamaha | XT600 D,E | | 87 | JTF577 | 15 | JTR857 | 40 | 520 | 104 |
| 600 | Yamaha | XT600 H | | 87-89 | JTF577 | 15 | JTR857 | 39 | 520 | 104 |
| 600 | Yamaha | XT600 K | | 91-94 | JTF577 | 15 | JTR857 | 39 | 520 | 102 |
| 600 | Yamaha | XT600 E | | 89-98 | JTF577 | 15 | JTR857 | 45 | 520 | 106 |
| 600 | Yamaha | XT600 E | 4PT/45L | 99-03 | JTF1577 | 15 | JTR857 | 45 | 520 | 106 |
| | | Fit front sprocket with original 6mm spacer | | | | | | | | |
| 600 | Yamaha | XT600 E (Lightweight Rear Sprocket) | 4PT/45L | 99-03 | JTF1577 | 15 | JTR1857 | 45 | 520 | 106 |
| | | Fit front sprocket with original 6mm spacer | | | | | | | | |
| 600 | Yamaha | XT600 Tenere | | 84 | JTF575 | 15 | JTR857 | 39 | 520 | 104 |
| 600 | Yamaha | XT600 H,N,D,E,Z Tenere | | 85-88 | JTF575 | 15 | JTR857 | 40 | 520 | 104 |
| 600 | Yamaha | XT600 Z Tenere | | 89-94 | JTF577 | 15 | JTR857 | 45 | 520 | 106 |
| 600 | Yamaha | XT600 L,N,S,T,U,W | USA | 84-89 | JTF575 | 15 | JTR857 | 42 | 520 | 104 |
| 600 | Yamaha | XT600 C-L,N,S,T,U,W | USA | 84-89 | JTF575 | 15 | JTR857 | 42 | 520 | 104 |
| 600 | Yamaha | XT600 E,EC-A,B,D,E,F,G | USA | 90-95 | JTF577 | 15 | JTR857 | 45 | 520 | 106 |
| 600 | Yamaha | XT600 E,EC-A,B,D,E,F,G (Lightweight Rear Sprocket) | USA | 90-95 | JTF577 | 15 | JTR1857 | 45 | 520 | 106 |
| 600 | Yamaha | YX600 C-S,T Radian | USA | 86-87 | JTF571 | 16 | JTR862 | 44 | 530 | 104 |
| 600 | Yamaha | YX600 C-U,W,A Radian | USA | 88-90 | JTF571 | 16 | JTR862 | 45 | 530 | 104 |
| 600 | Yamaha | YZF600R Thunder Cat | 4TV/4WE | 96-03 | JTF513 | 15 | JTR859 | 47 | 530 | 108 |
| 600 | Yamaha | YZF600R Thunder Cat <<< 520 Chain Conversion | | 96-03 | JTF512 | 15 | JTR245/3 | 47 | 520 | 108 |
| 600 | Yamaha | YZF600R-T,V,W | | 05-07 | JTF513 | 15 | JTR859 | 47 | 530 | 108 |
| 600 | Yamaha | YZF600R-T,V,W <<< 520 Chain Conversion | | 05-07 | JTF512 | 15 | JTR245/3 | 47 | 520 | 108 |
| 600 | Yamaha | YZF-R6 | 5EB | 99-02 | JTF584 | 16 | JTR1873 | 48 | 532 | 116 |
| 600 | Yamaha | YZF-R6 <<< 530 Chain Conversion | | 99-02 | JTF580 | 16 | JTR1871 | 48 | 530 | 116 |
| 600 | Yamaha | YZF-R6 <<< 520 Chain Conversion | | 99-02 | JTF1581 | 16 | JTR1303 | 48 | 520 | 116 |
| 600 | Yamaha | YZF-R6 <<< 520 Chain Conversion (Aluminium Rear) | | 99-02 | JTF1581 | 16 | JTA1303 | 48 | 520 | 116 |
| 600 | Yamaha | YZF-R6 | 5SL | 03-05 | JTF584 | 16 | JTR1875 | 48 | 532 | 116 |
| 600 | Yamaha | YZF-R6 <<< 530 Chain Conversion | | 03-05 | JTF580 | 16 | JTR479 | 48 | 530 | 116 |
| 600 | Yamaha | YZF-R6 <<< 520 Chain Conversion | | 03-05 | JTF1581 | 16 | JTR486 | 48 | 520 | 116 |
| 600 | Yamaha | YZF-R6 <<< 520 Chain Conversion (Aluminium Rear) | | 03-05 | JTF1581 | 16 | JTA486 | 48 | 520 | 116 |
| 600 | Yamaha | YZF-R6 | 13S,1JS,2CX | 06-18 | JTF1586 | 16 | JTR1876 | 45 | 525 | 114 |
| 600 | Yamaha | YZF-R6 >>> 530 Chain Conversion | | 06-18 | JTF580 | 16 | JTR479 | 45 | 530 | 114 |
| 600 | Yamaha | YZF-R6 <<< 520 Chain Conversion | | 06-18 | JTF1581 | 16 | JTR486 | 45 | 520 | 114 |
| 600 | Yamaha | YZF-R6 <<< 520 Chain Conversion (Aluminium Rear) | | 06-18 | JTF1581 | 16 | JTA486 | 45 | 520 | 114 |

| CC | Make | Model | Year | Front Sprocket | T | Rear Sprocket | T | Chain Pitch | Chain Length | |
|-----|--------|---|-----------|----------------|---------|---------------|----------|-------------|--------------|-----|
| 600 | Yamaha | YZF-R6 50th Anniversary Edition | 12 | JTF1586 | 16 | JTR1876 | 45 | 525 | 114 | |
| 600 | Yamaha | YZF-R6 50th Anniversary Edition >>> 530 Chain Conversion | 12 | JTF580 | 16 | JTR479 | 45 | 530 | 114 | |
| 600 | Yamaha | YZF-R6 50th Anniversary Edition <<< 520 Chain Conversion | 12 | JTF1581 | 16 | JTR486 | 45 | 520 | 114 | |
| 600 | Yamaha | YZF-R6 50th Anniversary Edition <<< 520 Chain Conversion (Aluminium Rear) | 12 | JTF1581 | 16 | JTA486 | 45 | 520 | 114 | |
| 600 | Yamaha | YZF-R6 60th Anniversary Edition | 16 | JTF1586 | 16 | JTR1876 | 45 | 525 | 114 | |
| 600 | Yamaha | YZF-R6 60th Anniversary Edition >>> 530 Chain Conversion | 16 | JTF580 | 16 | JTR479 | 45 | 530 | 114 | |
| 600 | Yamaha | YZF-R6 60th Anniversary Edition <<< 520 Chain Conversion | 16 | JTF1581 | 16 | JTR486 | 45 | 520 | 114 | |
| 600 | Yamaha | YZF-R6 60th Anniversary Edition <<< 520 Chain Conversion (Aluminium Rear) | 16 | JTF1581 | 16 | JTA486 | 45 | 520 | 114 | |
| 600 | Yamaha | YZF-R6 S | 06-10 | JTF584 | 16 | JTR1875 | 48 | 532 | 116 | |
| 600 | Yamaha | YZF-R6 S <<< 530 Chain Conversion | 06-10 | JTF580 | 16 | JTR479 | 48 | 530 | 116 | |
| 600 | Yamaha | YZF-R6 S <<< 520 Chain Conversion | 06-10 | JTF1581 | 16 | JTR486 | 48 | 520 | 116 | |
| 600 | Yamaha | YZF-R6 S <<< 520 Chain Conversion (Aluminium Rear) | 06-10 | JTF1581 | 16 | JTA486 | 48 | 520 | 116 | |
| 650 | Yamaha | TX650 | USA | 72-74 | JTF568 | 17 | JTR850 | 34 | 530 | 104 |
| 650 | Yamaha | XS650 | | 75-81 | JTF568 | 17 | JTR850 | 33 | 530 | 104 |
| 650 | Yamaha | XS650 B,C,D,E,F,G,H,2F | USA | 74-81 | JTF568 | 17 | JTR850 | 34 | 530 | 104 |
| 650 | Yamaha | XS650 S E,F,G,H,J,K Heritage | USA | 78-83 | JTF568 | 17 | JTR850 | 34 | 530 | 104 |
| 660 | Yamaha | MT-03 | 5YK | 06-12 | JTF308 | 15 | JTR855 | 47 | 520 | 112 |
| 660 | Yamaha | SZR660 | | 96-98 | JTF577 | 15 | JTR846 | 39 | 520 | 110 |
| 660 | Yamaha | XT660 R | 5VK | 04-15 | JTF308 | 15 | JTR855 | 45 | 520 | 110 |
| 660 | Yamaha | XT660 X Super Motard | 1D2,10S | 04-15 | JTF308 | 15 | JTR855 | 45 | 520 | 110 |
| 660 | Yamaha | XTZ660 Tenere | 3YF | 91-95 | JTF577 | 15 | JTR857 | 45 | 520 | 110 |
| 660 | Yamaha | XTZ660 Tenere | | 96-98 | JTF577 | 15 | JTR857 | 46 | 520 | 110 |
| 660 | Yamaha | XTZ660 Z Tenere | 11D | 08-15 | JTF308 | 15 | JTR855 | 45 | 520 | 110 |
| 660 | Yamaha | XTZ660 Z Tenere ABS | 11D | 11-15 | JTF308 | 15 | JTR855 | 45 | 520 | 110 |
| 700 | Yamaha | FZ700 T Genesis | USA | 87 | JTF580 | 16 | JTR865 | 46 | 530 | 112 |
| 690 | Yamaha | FZ-07 F,FC,G,GC | | 15-17 | JTF1591 | 16 | JTR1876 | 43 | 525 | 108 |
| 700 | Yamaha | FZX700 S,T,CS,CT Fazer | USA | 86-87 | JTF580 | 16 | JTR865 | 44 | 530 | 108 |
| 690 | Yamaha | MT-07 (ABS) (MTN690-A) | 1WS,1XB | 14-18 | JTF1591 | 16 | JTR1876 | 43 | 525 | 108 |
| 690 | Yamaha | MT-07 Motocage (ABS) | | 15-16 | JTF1591 | 16 | JTR1876 | 43 | 525 | 108 |
| 698 | Yamaha | XSR700 G,H,J | B341 | 16-18 | JTF1591 | 16 | JTR1876 | 43 | 525 | 108 |
| 750 | Yamaha | FZ750 N,S | | 85-86 | JTF580 | 16 | JTR865 | 44 | 530 | 110 |
| 750 | Yamaha | FZ750 Genesis | | 87-91 | JTF580 | 16 | JTR865 | 43 | 530 | 110 |
| 750 | Yamaha | FZ750 | Germany | 91-93 | JTF580 | 17 | JTR865 | 43 | 530 | 110 |
| 750 | Yamaha | FZR750 RT Genesis | | 88-89 | JTF580 | 17 | JTR859 | 42 | 530 | 108 |
| 750 | Yamaha | FZR750R | 3FV Japan | 89 | JTF584 | 17 | JTR866 | 43 | 532 | |
| 750 | Yamaha | FZR750R <<< 530 Chain Conversion | 3FV Japan | 89 | JTF580 | 17 | JTR859 | 43 | 530 | |
| 750 | Yamaha | FZR750 (OW01) | | 90-92 | JTF584 | 17 | JTR866 | 46 | 532 | 108 |
| 750 | Yamaha | FZR750 (OW01) <<< 530 Chain Conversion | | 90-92 | JTF580 | 17 | JTR859 | 46 | 530 | 108 |
| 750 | Yamaha | FZX750 | | 86-97 | JTF580 | 17 | JTR865 | 39 | 530 | 106 |
| 750 | Yamaha | FZX750 | 3XF Japan | 90-97 | JTF580 | 17 | JTR865 | 43 | 530 | 108 |
| 750 | Yamaha | XTZ750 Super Tenere | 3LD | 90-98 | JTF578 | 16 | JTR855 | 46 | 520 | 112 |
| 750 | Yamaha | YZF750 R | | 93-97 | JTF584 | 16 | JTR866 | 43 | 532 | 106 |
| 750 | Yamaha | YZF750 R <<< 530 Chain Conversion | | 93-97 | JTF580 | 16 | JTR859 | 43 | 530 | 106 |
| 750 | Yamaha | YZF750 R <<< 520 Chain Conversion | | 93-97 | JTF1581 | 16 | JTR245/3 | 43 | 520 | 106 |
| 750 | Yamaha | YZF750 SP | | 93-97 | JTF584 | 16 | JTR866 | 39 | 532 | 104 |
| 750 | Yamaha | YZF750 SP <<< 530 Chain Conversion | | 93-97 | JTF580 | 16 | JTR859 | 39 | 530 | 104 |
| 750 | Yamaha | YZF-R7 | OW02 | 99-01 | JTF580 | 17 | JTR479 | 43 | 530 | 118 |
| 750 | Yamaha | YZF R7 <<< 520 Chain Conversion | | 99-01 | JTF1581 | 17 | JTR486 | 43 | 520 | 118 |
| 750 | Yamaha | YZF R7 <<< 520 Chain Conversion (Aluminium Rear) | | 99-01 | JTF1581 | 17 | JTA486 | 43 | 520 | 118 |
| 800 | Yamaha | FZ8 N/NA | 39P | 10-15 | JTF1591 | 16 | JTR300 | 46 | 525 | 122 |
| 800 | Yamaha | FZ8 S/SA Fazer 8 | 42P | 10-15 | JTF1591 | 16 | JTR300 | 46 | 525 | 122 |
| 850 | Yamaha | FJ-09 F,F,C,G,GC | 1RC USA | 16-17 | JTF1591 | 16 | JTR1876 | 45 | 525 | 110 |
| 850 | Yamaha | FZ-09 E,EC,F,FC,G,GC | 1RC USA | 14-16 | JTF1591 | 16 | JTR1876 | 45 | 525 | 110 |
| 850 | Yamaha | MT-09 (MTN850 A) | 1RC,2SC | 14-18 | JTF1591 | 16 | JTR1876 | 45 | 525 | 110 |
| 850 | Yamaha | MT-09 SP (MTN850 D) | 1RC,2SC | 18 | JTF1591 | 16 | JTR1876 | 45 | 525 | 110 |
| 850 | Yamaha | MT-09 SR Street Rally (ABS) | | 14-16 | JTF1591 | 16 | JTR1876 | 45 | 525 | 110 |
| 850 | Yamaha | MT-09 Sport Tracker (ABS) | | 15-16 | JTF1591 | 16 | JTR1876 | 45 | 525 | 110 |

| CC | Make | Model | | Year | Front Sprocket | T | Rear Sprocket | T | Pitch | Chain Length | |
|------|--------|---|---------|-------|----------------|---------|---------------|---------|-------|--------------|-----|
| 850 | Yamaha | MT-09 Tracer | 2SC | 16-17 | JTF1591 | 16 | JTR1876 | 45 | 525 | 110 | |
| 850 | Yamaha | TDM850 | 3VD | 91-95 | JTF520 | 16 | JTR867 | 44 | 525 | 114 | |
| 850 | Yamaha | TDM850 | 4TXL | 96-98 | JTF1586 | 17 | JTR867 | 42 | 525 | 114 | |
| 850 | Yamaha | TDM850 | 4TX | 99-01 | JTF520 | 16 | JTR867 | 43 | 525 | 114 | |
| 850 | Yamaha | TRX850 | | 96-00 | JTF1586 | 17 | JTR300 | 39 | 525 | 110 | |
| 850 | Yamaha | XSR900 (MTM850) | B901 | 16-17 | JTF1591 | 16 | JTR1876 | 45 | 525 | 110 | |
| 900 | Yamaha | TDM900 | 5PS | 02-13 | JTF1591 | 16 | JTR300 | 42 | 525 | 118 | |
| 900 | Yamaha | TDM900 A ABS | 1B0 | 05-13 | JTF1591 | 16 | JTR300 | 42 | 525 | 118 | |
| 920 | Yamaha | XV920 R H/J | | USA | 81-82 | JTF574 | 16 | JTR858 | 35 | 630 | 90 |
| 1000 | Yamaha | FZR1000 T,U,CT,CU Genesis | | 87-88 | JTF584 | 16 | JTR866 | 46 | 532 | 110 | |
| 1000 | Yamaha | FZR1000 T,U,CT,CU Genesis <<< 530 Chain Conversion | | 87-88 | JTF580 | 16 | JTR859 | 46 | 530 | 110 | |
| 1000 | Yamaha | FZR1000 R W,A,B,D,E,F,G (EXUP) | | 89-95 | JTF584 | 17 | JTR866 | 47 | 532 | 110 | |
| 1000 | Yamaha | FZR1000 R W,A,B,D,E,F,G (EXUP) <<< 530 Chain Conversion | | 89-95 | JTF580 | 17 | JTR859 | 47 | 530 | 110 | |
| 1000 | Yamaha | FZS1000 Fazer | 1C2,5LV | 01-05 | JTF579 | 16 | JTR479 | 44 | 530 | 116 | |
| 1000 | Yamaha | FZ1 | 2D1,1CA | USA | 01-05 | JTF579 | 16 | JTR479 | 44 | 530 | 116 |
| 1000 | Yamaha | FZ1 N,NA | 22C,1EC | 06-14 | JTF579 | 17 | JTR479 | 45 | 530 | 122 | |
| 1000 | Yamaha | FZ1 S,SA,SZ Fazer ABS | 3C3,5D0 | 06-14 | JTF579 | 17 | JTR479 | 45 | 530 | 122 | |
| 1000 | Yamaha | FZ1 Fazer (ABS) | | 15 | JTF579 | 17 | JTR479 | 45 | 530 | 122 | |
| 1000 | Yamaha | FZ1 E (FZS1000) | | USA | 14 | JTF579 | 17 | JTR479 | 45 | 530 | 122 |
| 1000 | Yamaha | FZ1 YCG (California Ed.) | | USA | 09 | JTF1595 | 16 | JTR305 | 46 | 520 | 122 |
| 1000 | Yamaha | FZ1 YG,YL,YCL | | USA | 09 | JTF579 | 17 | JTR479 | 45 | 530 | 122 |
| 1000 | Yamaha | FZ-1 ZB/ZCB/ZCR/ZR/AS/ACS/BW/BCW/E/EC/FC | | USA | 10-15 | JTF579 | 17 | JTR479 | 45 | 530 | 122 |
| 1000 | Yamaha | FZ-1 ZB/ZCB/ZCR/ZR/AS/ACS/BW/BCW/E/EC/FC <<< 520 Chain Conversion | | USA | 10-15 | JTF1579 | 17 | JTR1486 | 45 | 520 | 122 |
| 1000 | Yamaha | FZ-10 H/HC | | USA | 17 | JTF1591 | 16 | JTR1876 | 43 | 525 | 114 |
| 1000 | Yamaha | GTS1000 A/AC - E,F | | 93-00 | JTF584 | 17 | JTR866 | 47 | 532 | 118 | |
| 1000 | Yamaha | GTS1000 A/AC - E,F <<< 530 Chain Conversion | | 93-00 | JTF580 | 17 | JTR859 | 47 | 530 | 118 | |
| 1000 | Yamaha | MT-10 | | 16-17 | JTF1591 | 16 | JTR1876 | 43 | 525 | 114 | |
| 1000 | Yamaha | MT-10 SP | | 17 | JTF1591 | 16 | JTR1876 | 43 | 525 | 114 | |
| 1000 | Yamaha | TR1 (TR1000) | | 81-85 | JTF574 | 16 | JTR858 | 35 | 630 | 90 | |
| 1000 | Yamaha | XV1000 | | 81-82 | JTF574 | 16 | JTR858 | 35 | 630 | 90 | |
| 1000 | Yamaha | YZF 1000 R Thunder Ace | 4SV,4VF | 96-02 | JTF584 | 17 | JTR866 | 46 | 532 | 110 | |
| 1000 | Yamaha | YZF 1000 R Thunder Ace <<< 530 Chain Conversion | 4SV,4VF | 96-02 | JTF580 | 17 | JTR859 | 46 | 530 | 110 | |
| 1000 | Yamaha | YZF 1000 R Thunder Ace | 4VD | 98-00 | JTF584 | 17 | JTR866 | 47 | 532 | 110 | |
| 1000 | Yamaha | YZF 1000 R Thunder Ace <<< 530 Chain Conversion | 4VD | 98-00 | JTF580 | 17 | JTR859 | 47 | 530 | 110 | |
| 1000 | Yamaha | YZF R1 | 4XV,5PW | 98-03 | JTF579 | 16 | JTR479 | 43 | 530 | 114 | |
| 1000 | Yamaha | YZF R1 <<< 520 Chain Conversion | | 98-03 | JTF1579 | 16 | JTR486 | 43 | 520 | 114 | |
| 1000 | Yamaha | YZF R1 <<< 520 Chain Conversion (Aluminium Rear) | | 98-03 | JTF1579 | 16 | JTA486 | 43 | 520 | 114 | |
| 1000 | Yamaha | YZF R1 | 5VY | 04-05 | JTF579 | 17 | JTR479 | 45 | 530 | 116 | |
| 1000 | Yamaha | YZF R1 <<< 520 Chain Conversion | | 04-05 | JTF1579 | 17 | JTR486 | 45 | 520 | 116 | |
| 1000 | Yamaha | YZF R1 <<< 520 Chain Conversion (Aluminium Rear) | | 04-05 | JTF1579 | 17 | JTA486 | 45 | 520 | 116 | |
| 1000 | Yamaha | YZF R1 | | 06-08 | JTF579 | 17 | JTR479 | 45 | 530 | 118 | |
| 1000 | Yamaha | YZF R1 <<< 520 Chain Conversion | | 06-08 | JTF1579 | 17 | JTR486 | 45 | 520 | 118 | |
| 1000 | Yamaha | YZF R1 <<< 520 Chain Conversion (Aluminium Rear) | | 06-08 | JTF1579 | 17 | JTA486 | 45 | 520 | 118 | |
| 1000 | Yamaha | YZF R1 | 14B,1KB | 09-14 | JTF579 | 17 | JTR1479 | 47 | 530 | 120 | |
| 1000 | Yamaha | YZF R1 <<< 520 Chain Conversion | | 09-14 | JTF1579 | 17 | JTR486 | 47 | 520 | 120 | |
| 1000 | Yamaha | YZF R1 <<< 520 Chain Conversion (Aluminium Rear) | | 09-14 | JTF1579 | 17 | JTA486 | 47 | 520 | 120 | |
| 1000 | Yamaha | YZF R1 M | | 15-17 | JTF1591 | 16 | JTR1877 | 41 | 525 | 114 | |
| 1000 | Yamaha | YZF R1 <<< 520 Chain Conversion | | 15-17 | JTF1579 | 16 | JTR1303 | 41 | 520 | 114 | |
| 1000 | Yamaha | YZF R1 <<< 520 Chain Conversion (Aluminium Rear) | | 15-17 | JTF1579 | 16 | JTA1303 | 41 | 520 | 114 | |
| 1000 | Yamaha | YZF R1 M | | 15-17 | JTF1591 | 16 | JTR1877 | 41 | 525 | 114 | |
| 1000 | Yamaha | YZF R1 M <<< 520 Chain Conversion | | 15-17 | JTF1579 | 16 | JTR1303 | 41 | 520 | 114 | |
| 1000 | Yamaha | YZF R1 M <<< 520 Chain Conversion (Aluminium Rear) | | 15-17 | JTF1579 | 16 | JTA1303 | 41 | 520 | 114 | |
| 1000 | Yamaha | YZF R1 World GP 50th Anniversary Edition | | 12 | JTF579 | 17 | JTR1479 | 47 | 530 | 120 | |
| 1000 | Yamaha | YZF R1 World GP 50th Anniv. Ed. <<< 520 Chain Conversion | | 12 | JTF1579 | 17 | JTR486 | 47 | 520 | 120 | |
| 1000 | Yamaha | YZF R1 World GP 50th Anniv. Ed. <<< 520 Chain Conversion (Aluminium Rear) | | 12 | JTF1579 | 17 | JTA486 | 47 | 520 | 120 | |
| 1000 | Yamaha | YZF R1 60th Anniversary Edition | | 16 | JTF1591 | 16 | | 41 | 525 | 114 | |
| 1000 | Yamaha | YZF R1 60th Anniv. Ed. <<< 520 Chain Conversion | | 16 | JTF1579 | 16 | | 41 | 525 | 114 | |

| CC | Make | Model | Year | Front Sprocket | T | Rear Sprocket | T | Chain | | |
|------|--------|---|----------|----------------|---------|---------------|---------|-------|--------|-----|
| | | | | | | | | Pitch | Length | |
| 1000 | Yamaha | YZF-R1 LE | USA | 10 | JTF579 | 17 | JTR1479 | 47 | 530 | 120 |
| 1000 | Yamaha | YZF-R1 LE <<<<< 520 Chain Conversion | USA | 10 | JTF1579 | 17 | JTR486 | 47 | 520 | 120 |
| 1000 | Yamaha | YZF-R1 LE <<<<< 520 Chain Conversion (Aluminium Rear) | USA | 10 | JTF1579 | 17 | JTA486 | 47 | 520 | 120 |
| 1000 | Yamaha | YZF R1 SP | | 06 | JTF579 | 17 | JTR479 | 45 | 530 | 118 |
| 1000 | Yamaha | YZF R1 SP <<< 520 Chain Conversion | | 06 | JTF1579 | 17 | JTR486 | 45 | 520 | 118 |
| 1000 | Yamaha | YZF R1 SP <<< 520 Chain Conversion (Aluminium Rear) | | 06 | JTF1579 | 17 | JTA486 | 45 | 520 | 118 |
| 1000 | Yamaha | YZF R1 S | | 16 | JTF1591 | 16 | | 41 | 525 | 114 |
| 1000 | Yamaha | YZF R1 S <<< 520 Chain Conversion | | 16 | JTF1579 | 16 | | 41 | 525 | 114 |
| 1100 | Yamaha | FJ1100 L,N | | 84-85 | JTF579 | 17 | JTR859 | 41 | 530 | 110 |
| 1100 | Yamaha | FJ1100 L,N,CN,CL | USA | 84-85 | JTF579 | 17 | JTR859 | 42 | 530 | 110 |
| 1200 | Yamaha | FJ1200 | | 86-90 | JTF579 | 17 | JTR859 | 40 | 530 | 110 |
| 1200 | Yamaha | FJ1200 | 3XW,YA | 91-94 | JTF579 | 17 | JTR859 | 39 | 530 | 110 |
| 1200 | Yamaha | FJ1200 S,T,CS,CT | USA | 86-87 | JTF579 | 17 | JTR859 | 41 | 530 | 110 |
| 1200 | Yamaha | FJ1200 W,A,B,D,CW,CA,CB,CD,AD,AE,ACD,ACE | USA | 89-93 | JTF579 | 17 | JTR859 | 40 | 530 | 110 |
| 1200 | Yamaha | FJ1200/FJ1200 A | | 95-96 | JTF579 | 17 | JTR859 | 39 | 530 | 110 |
| 1200 | Yamaha | XJR1200 | 4PU/4RB | 95-98 | JTF585 | 17 | JTR866 | 38 | 532 | 110 |
| 1200 | Yamaha | XJR1200 <<< 530 Chain Conversion | 4PU/4RB | 95-98 | JTF579 | 17 | JTR859 | 38 | 530 | 110 |
| 1200 | Yamaha | XJR1200 | Japan | 98-02 | JTF579 | 17 | JTR859 | 38 | 530 | 110 |
| 1200 | Yamaha | XJR1200 R | Japan | 98-02 | JTF579 | 17 | JTR859 | 38 | 530 | 110 |
| 1200 | Yamaha | XJR1200 SP | Japan | 98-02 | JTF579 | 17 | JTR859 | 38 | 530 | 110 |
| 1300 | Yamaha | XJR1300 | 5EA | 99-01 | JTF579 | 17 | JTR859 | 38 | 530 | 110 |
| 1300 | Yamaha | XJR1300 | Japan | 98-02 | JTF579 | 17 | JTR859 | 38 | 530 | 110 |
| 1300 | Yamaha | XJR1300 | 5EAT/5WM | 02-03 | JTF579 | 18 | JTR859 | 39 | 530 | 112 |
| 1300 | Yamaha | XJR1300 | 5WM | 04-06 | JTF579 | 18 | JTR479 | 39 | 530 | 112 |
| 1300 | Yamaha | XJR1300 | 5WM | 07-15 | JTF579 | 17 | JTR479 | 38 | 530 | 110 |
| 1300 | Yamaha | XJR1300 C Racer | | 15-17 | JTF579 | 17 | JTR479 | 38 | 530 | 110 |
| 1300 | Yamaha | XJR1300 SP | 5EA | 99-01 | JTF579 | 17 | JTR859 | 38 | 530 | 110 |
| 1670 | Yamaha | MT-01 | 5YU | 05-11 | JTF579 | 17 | JTR479 | 39 | 530 | 114 |



Photo credit Bonnie Lane Photographics



MOTOCROSS RACE SPROCKETS

MX-series JTA rear sprockets using only the best 7075-T6 aviation grade aluminium, and SC front sprockets using ultra durable SCM420 chromoly steel, featuring optimised lightweight designs and special self-cleaning grooves for added life and performance.



OFF-ROAD APPLICATIONS

| CC | Make | Model | Year | Front Sprocket | T | Rear Sprocket | T | Aluminium Rear Sprocket | Chain Pitch | Chain Length | |
|---------------------------------|------------|----------------------------|-------|----------------|--------|---------------|------|-------------------------|-------------|--------------|-----|
| Aeon ATV | | | | | | | | | | | |
| 125 | AEON | 125 Cobra RS Sport | 00-03 | | 17 | JTR1910 | 32 | | 520 | 70 | |
| 125 | AEON | 125 Cobra RSII | 00-04 | | 17 | JTR1910 | 32 | | 520 | 72 | |
| 180 | AEON | 180 Cobra RS Sport | 00-04 | | 17 | JTR1910 | 32 | | 520 | 70 | |
| 180 | AEON | 180 Cobra RSII | 00-04 | | 17 | JTR1910 | 32 | | 520 | 72 | |
| 180 | AEON | 180 Cobra Utility | 00-04 | | 17 | JTR1910 | 32 | | 520 | 70 | |
| 180 | AEON | 180 Overland | 00-06 | | 17 | JTR1910 | 32 | | 520 | 72 | |
| 190 | AEON | 190 Overland | 07-09 | | 17 | JTR1910 | 32 | | 520 | 72 | |
| 220 | AEON | 220 Cobra | 05-06 | | 13 | JTR1910 | 32 | | 520 | 86 | |
| Aprilia Off Road Bikes | | | | | | | | | | | |
| 200 | Aprilia | Rotax (Large Spline) | 87-88 | JTF402 | 13 | | 38 | | 520 | | |
| 240 | Aprilia | TXR240M | 88 | JTF402 | 13 | | 38 | | 520 | 98 | |
| 240 | Aprilia | Climber 240/280/300 | 89-96 | JTF394 | 11 | | 42 | | 520 | 98 | |
| 300 | Aprilia | TX300 Rotax (Small Spline) | 85-86 | JTF393 | 13 | | 38 | | 520 | 98 | |
| 311 | Aprilia | TX311 | 86-87 | JTF402 | 13 | | 38 | | 520 | 94 | |
| 312 | Aprilia | TXR312M | 88-90 | JTF402 | 13 | | 38 | | 520 | 98 | |
| Betamotor Off Road Bikes | | | | | | | | | | | |
| 250 | Betamotor | 250 RR | 05-12 | JTF1901SC | 14 | JTR822 | 52 | JTA822 | 520 | 114 | |
| 250 | Betamotor | 250 RR 2T | 13-18 | JTF1901SC | 13 | JTR210 | 49 | JTA210 | 520 | 114 | |
| 300 | Betamotor | 300 RR 2T | 13-18 | JTF1901SC | 13 | JTR210 | 49 | JTA210 | 520 | 114 | |
| 350 | Betamotor | 350 RR | 11-12 | JTF1901SC | 13 | JTR822 | 50 | JTA822 | 520 | 114 | |
| 350 | Betamotor | 350 RR | 13-18 | JTF1901SC | 13 | JTR210 | 50 | JTA210 | 520 | 114 | |
| 390 | Betamotor | 390 RR | 15-18 | JTF1901SC | 13 | JTR210 | 49 | JTA210 | 520 | 114 | |
| 390 | Betamotor | 390 RS | 15-16 | JTF1901SC | 13 | JTR210 | 49 | JTA210 | 520 | 114 | |
| 400 | Betamotor | 400 RR | 05-09 | JTF1901SC | 14 | JTR822 | 50 | JTA822 | 520 | 114 | |
| 400 | Betamotor | 400 RR | 10-12 | JTF1901SC | 13 | JTR822 | 50 | JTA822 | 520 | 114 | |
| 400 | Betamotor | 400 RR | 13-16 | JTF1901SC | 13 | JTR210 | 50 | JTA210 | 520 | 114 | |
| 430 | Betamotor | 430 RR | 15-18 | JTF1901SC | 13 | JTR210 | 48 | JTA210 | 520 | 112 | |
| 430 | Betamotor | 430 RS | 15-16 | JTF1901SC | 13 | JTR210 | 48 | JTA210 | 520 | 112 | |
| 450 | Betamotor | 450 RR | 05-09 | JTF1901SC | 14 | JTR822 | 50 | JTA822 | 520 | 114 | |
| 450 | Betamotor | 450 RR | 10-12 | JTF1901SC | 13 | JTR822 | 48 | JTA822 | 520 | 112 | |
| 450 | Betamotor | 450 RR | 13-14 | JTF1901SC | 13 | JTR210 | 48 | JTA210 | 520 | 112 | |
| 480 | Betamotor | 480 RR | 15-18 | JTF1901SC | 13 | JTR210 | 48 | JTA210 | 520 | 112 | |
| 498 | Betamotor | 498 RR | 12 | JTF1901SC | 13 | JTR822 | 48 | JTA822 | 520 | 112 | |
| 498 | Betamotor | 498 RR | 13-16 | JTF1901SC | 13 | JTR210 | 48 | JTA210 | 520 | 112 | |
| 520 | Betamotor | 520 RR | 10-14 | JTF1901SC | 13 | JTR822 | 48 | JTA822 | 520 | 112 | |
| 525 | Betamotor | 525 RR | 05-09 | JTF1901SC | 14 | JTR822 | 50 | JTA822 | 520 | 114 | |
| BMW Off Road Bikes | | | | | | | | | | | |
| 450 | BMW | G450 X | K16 | 08-09 | JTF403 | 15 | JTR8 | 48 | | 520 | 114 |
| 450 | BMW | G450 X | K16 | 10 | JTF403 | 15 | JTR8 | 48 | | 520 | 114 |
| Bombardier ATV | | | | | | | | | | | |
| 200 | Bombardier | 200 Rally | 04-06 | JTF402 | 13 | | 42 | | 520 | 78 | |
| 450 | Bombardier | 450 DS | 08 | JTF394 | 14 | | 42 | | 520 | 102 | |
| 650 | Bombardier | DS650 | 00-03 | JTF3411 | 16 | JTR1420 | 40 | | 530 | | |
| 650 | Bombardier | DS650 | 04-05 | JTF3411 | 16 | JTR1421 | 40 | | 530 | | |
| 650 | Bombardier | DS650 Baja | 02-03 | JTF3411 | 16 | JTR1420 | 40 | | 530 | | |
| 650 | Bombardier | DS650 Baja | 04 | JTF3411 | 16 | JTR1421 | 40 | | 530 | | |
| 650 | Bombardier | DS650 DS | 04 | JTF3411 | 16 | JTR1421 | 40 | | 530 | | |
| 650 | Bombardier | DS650 X | 04-07 | JTF3411 | 16 | JTR1421 | 40 | | 530 | | |
| Cagiva Off Road Bikes | | | | | | | | | | | |
| 125 | Cagiva | 125 Enduro | 81-82 | JTF422 | 12 | | 48 | | 520 | 116 | |
| 125 | Cagiva | 125 WMX | 82 | JTF422 | 13 | | 48 | | 520 | 108 | |
| 125 | Cagiva | 125 WMX | 83-84 | JTF422 | 13 | | 49 | | 520 | 116 | |
| 125 | Cagiva | 125 WMX GP | 85-88 | JTF422 | 12 | JTR510 | 52 | | 520 | 112 | |
| 125 | Cagiva | 125 WMX GP | 89-92 | JTF718 | 12 | JTR822 | 50 | JTA822 | 520 | 114 | |
| 250 | Cagiva | 250 WMX | 83-84 | JTF422 | 13 | | 49 | | 520 | 108 | |

| CC | Make | Model | Year | Front Sprocket | T | Rear Sprocket | T | Aluminium Rear Sprocket | Chain Pitch | Chain Length |
|-----|--------|---------|-------|----------------|----|---------------|----|-------------------------|-------------|--------------|
| 250 | Cagiva | 250 WMX | 87-88 | JTF718 | 13 | JTR510 | 48 | | 520 | 116 |
| 250 | Cagiva | 250 WMX | 89-92 | JTF507 | 14 | JTR822 | 46 | JTA822 | 520 | 116 |
| 500 | Cagiva | 500 WMX | 85 | JTF422 | 13 | | | | 520 | 120 |

Derbi ATV

| | | | | | | | | | | |
|-----|-------|---------|-------|--------|----|--|----|--|-----|----|
| 250 | Derbi | 250 DXR | 04-08 | JTF270 | 14 | | 40 | | 520 | 94 |
|-----|-------|---------|-------|--------|----|--|----|--|-----|----|

Gas Gas Off Road Bikes

| | | | | | | | | | | |
|-----|---------|----------------------------|-------|-----------|----|---------|----|--------|-----|-----|
| 50 | Gas Gas | 50 Rookie | 02-05 | | 12 | JTR1131 | 52 | | 420 | 130 |
| 125 | Gas Gas | 125 Enduro | 00-02 | | 13 | JTR822 | 52 | JTA822 | 520 | 118 |
| 125 | Gas Gas | 125 EC | 03-12 | JTF564 | 13 | JTR822 | 48 | JTA822 | 520 | 112 |
| 125 | Gas Gas | 125 EC Racing | 13 | JTF564 | 13 | JTR822 | 50 | JTA822 | 520 | 112 |
| 125 | Gas Gas | 125 EC R | 14 | JTF564 | 13 | | 50 | | 520 | 112 |
| 125 | Gas Gas | 125 EC R | 15 | JTF564 | 13 | | 46 | | 520 | 112 |
| 200 | Gas Gas | 200 EC | 00-02 | JTF715 | 13 | JTR822 | 51 | JTA822 | 520 | 116 |
| 200 | Gas Gas | 200 EC | 03-14 | JTF715 | 13 | JTR822 | 48 | JTA822 | 520 | 114 |
| 200 | Gas Gas | 200 EC R | 03-15 | JTF715 | 13 | JTR822 | 48 | JTA822 | 520 | 114 |
| 250 | Gas Gas | 250 EC | 00 | JTF715 | 13 | JTR822 | 47 | JTA822 | 520 | 114 |
| 250 | Gas Gas | 250 EC / MC | 01-10 | JTF715 | 13 | JTR822 | 48 | JTA822 | 520 | 112 |
| 250 | Gas Gas | 250 EC 2T | 11-14 | JTF715 | 13 | JTR822 | 48 | JTA822 | 520 | 112 |
| 250 | Gas Gas | 250 EC CAMI | 14 | | 12 | | 44 | | 520 | |
| 250 | Gas Gas | 250 EC E | 12 | JTF715 | 13 | JTR822 | 48 | JTA822 | 520 | 112 |
| 250 | Gas Gas | 250 EC E | 13 | JTF715 | 13 | JTR822 | 50 | JTA822 | 520 | 112 |
| 250 | Gas Gas | 250 EC E | 14 | JTF715 | 13 | JTR822 | 48 | JTA822 | 520 | 112 |
| 250 | Gas Gas | 250 EC E R | 14-15 | JTF715 | 13 | JTR822 | 48 | JTA822 | 520 | 112 |
| 250 | Gas Gas | 250 EC R | 14-15 | JTF715 | 13 | JTR822 | 48 | JTA822 | 520 | 112 |
| 250 | Gas Gas | 250 EC 2T Replica / Racing | 12-14 | JTF715 | 13 | JTR822 | 48 | JTA822 | 520 | 112 |
| 250 | Gas Gas | 250 EC 4T | 11-12 | JTF1590SC | 13 | JTR822 | 48 | JTA822 | 520 | 114 |
| 250 | Gas Gas | 250 EC F 4T | 12 | JTF1590SC | 13 | JTR822 | 50 | JTA822 | 520 | 114 |
| 250 | Gas Gas | 250 EC F 4T | 13-15 | JTF1590SC | 13 | JTR822 | 48 | JTA822 | 520 | 114 |
| 250 | Gas Gas | 250 EC Six Days | 11-12 | JTF1590SC | 13 | JTR822 | 48 | JTA822 | 520 | 114 |
| 300 | Gas Gas | 300 EC | 00 | JTF715 | 13 | JTR822 | 47 | JTA822 | 520 | 114 |



| CC | Make | Model | Year | Front Sprocket | T | Rear Sprocket | T | Aluminium Rear Sprocket | Chain Pitch | Chain Length |
|-----|---------|----------------------|-------|----------------|----|---------------|----|-------------------------|-------------|--------------|
| 300 | Gas Gas | 300 EC / MC / E | 01-12 | JTF715 | 13 | JTR822 | 48 | JTA822 | 520 | 114 |
| 300 | Gas Gas | 300 EC E | 13-14 | JTF715 | 13 | JTR822 | 50 | JTA822 | 520 | 114 |
| 300 | Gas Gas | 300 EC E R | 14 | JTF715 | 13 | JTR822 | 48 | JTA822 | 520 | 114 |
| 300 | Gas Gas | 300 EC R | 14 | JTF715 | 13 | JTR822 | 48 | JTA822 | 520 | 114 |
| 300 | Gas Gas | 300 EC Replica | 12-14 | JTF715 | 13 | JTR822 | 48 | JTA822 | 520 | 114 |
| 300 | Gas Gas | 300 EC Racing | 12 | JTF715 | 13 | JTR822 | 48 | JTA822 | 520 | 114 |
| 300 | Gas Gas | 300 EC F | 13-15 | JTF1590SC | 13 | JTR822 | 48 | JTA822 | 520 | 114 |
| 300 | Gas Gas | 300 EC F Six Days 4T | 12 | JTF1590SC | 13 | JTR822 | 50 | JTA822 | 520 | 114 |
| 400 | Gas Gas | 400 EC FSE | 00 | JTF715 | 13 | JTR822 | 48 | JTA822 | 520 | 116 |
| 400 | Gas Gas | 400 SM FSE | 03-04 | JTF715 | 13 | JTR822 | 42 | JTA822 | 520 | 112 |
| 450 | Gas Gas | 450 EC FSE | 03-11 | JTF715 | 13 | JTR822 | 48 | JTA822 | 520 | 116 |
| 450 | Gas Gas | 450 EC F | 13-15 | JTF1590SC | 13 | JTR822 | 48 | JTA822 | 520 | 114 |
| 450 | Gas Gas | 450 SM FSE | 03-04 | JTF715 | 13 | JTR822 | 42 | JTA822 | 520 | 112 |
| 450 | Gas Gas | 450 SM | 09 | JTF715 | 13 | JTR822 | 42 | JTA822 | 520 | 108 |
| 515 | Gas Gas | 515 EC | 09 | JTF715 | 13 | JTR822 | 48 | JTA822 | 520 | |
| 515 | Gas Gas | 515 SM | 09 | JTF715 | 13 | JTR822 | 42 | JTA822 | 520 | 108 |

Honda Off Road Bikes

| | | | | | | | | | | |
|----|-------|---------------------------|-----------|---------|----|---------|----|--|-----|-----|
| 50 | Honda | CR50 | 83-85 | JTF253 | 14 | JTR1214 | 47 | | 420 | 108 |
| 50 | Honda | CRF50 F-4,5,6,7,8,9,A,B,C | 04-12 | JTF1256 | 14 | JTR1213 | 37 | | 420 | 78 |
| 50 | Honda | CRF50 F-D,E,F,G,H,J | 13-18 | JTF1256 | 14 | JTR1213 | 37 | | 420 | 78 |
| 50 | Honda | XR50 | 00-04 | JTF1256 | 14 | JTR1213 | 37 | | 420 | 118 |
| 50 | Honda | Z50 R | USA 79-81 | JTF252 | 12 | JTR255 | 37 | | 420 | 76 |
| 50 | Honda | Z50 R | USA 82-87 | JTF252 | 13 | JTR255 | 37 | | 420 | 76 |
| 50 | Honda | Z50 RD | USA 86 | JTF252 | 13 | JTR255 | 37 | | 420 | 76 |
| 50 | Honda | Z50 R | USA 88-99 | JTF252 | 14 | | 37 | | 420 | 76 |
| 50 | Honda | Z50 RD | USA 92-93 | JTF252 | 14 | | 37 | | 420 | 76 |
| 60 | Honda | CR60 R | USA 83-84 | JTF253 | 14 | JTR1214 | 45 | | 420 | 104 |
| 60 | Honda | CR60 | 85-86 | JTF253 | 14 | JTR1214 | 45 | | 420 | 104 |
| 70 | Honda | CL70 | USA 77-82 | JTF253 | 15 | JTR256 | 35 | | 420 | 86 |
| 70 | Honda | CRF70 F-4,5,6,7,8,9,A,B,C | 04-12 | JTF1256 | 15 | JTR1214 | 36 | | 420 | 86 |
| 70 | Honda | CT70 | USA 69-82 | JTF253 | 15 | JTR256 | 35 | | 420 | 86 |
| 70 | Honda | CT70 | USA 91-94 | JTF253 | 15 | JTR256 | 35 | | 420 | 86 |
| 70 | Honda | XR70 RV,RW,RX | 97-99 | JTF253 | 15 | JTR1214 | 36 | | 420 | 86 |
| 70 | Honda | XR70 RY,R-1,R-2,R-3 | 00-03 | JTF1256 | 15 | JTR1214 | 36 | | 420 | 86 |
| 75 | Honda | XR75 K1-K5 | 74-78 | JTF252 | 14 | JTR256 | 46 | | 420 | 100 |



| CC | Make | Model | Year | Front Sprocket | T | Rear Sprocket | T | Aluminium Rear Sprocket | Chain Pitch | Chain Length |
|-----|-------|---|-------|----------------|--------|---------------|---------|-------------------------|-------------|--------------|
| 80 | Honda | CR80 RA Elsinore | 80 | JTF253 | 14 | JTR239 | 47 | | 420 | 108 |
| 80 | Honda | CR80 RB Elsinore | 81 | JTF253 | 14 | JTR239 | 47 | | 420 | 112 |
| 80 | Honda | CR80 RC | 82 | JTF253 | 14 | JTR1214 | 47 | | 420 | 114 |
| 80 | Honda | CR80 RD,RE | 83-84 | JTF253 | 14 | JTR1214 | 49 | | 420 | 116 |
| 80 | Honda | CR80 RF | 85 | JTF253 | 15 | JTR215 | 49 | JTA215 | 420 | 114 |
| 80 | Honda | CR80 R2F | 85 | JTF253 | 14 | JTR239 | 54 | | 420 | 128 |
| 80 | Honda | CR80 RG | 86 | JTF1256 | 15 | JTR215 | 49 | JTA215 | 420 | 114 |
| 80 | Honda | CR80 RG >>> 428 Chain Conversion | 86 | JTF1257 | 15 | JTR217 | 49 | JTA217 | 428 | 114 |
| 80 | Honda | CR80 R2G | 86 | JTF1256 | 14 | JTR239 | 54 | | 420 | 128 |
| 80 | Honda | CR80 RH,RJ,RK,RL,RM | 87-91 | JTF1256 | 15 | JTR215 | 49 | JTA215 | 420 | 114 |
| 80 | Honda | CR80 R >>> 428 Chain Conversion | 87-91 | JTF1257 | 15 | JTR217 | 49 | JTA217 | 428 | 114 |
| 80 | Honda | CR80 RN,RP,RR,RS | 92-95 | JTF1256 | 15 | JTR215 | 49 | JTA215 | 420 | 114 |
| 80 | Honda | CR80 R >>> 428 Chain Conversion | 92-95 | JTF1257 | 15 | JTR217 | 49 | JTA217 | 428 | 114 |
| 80 | Honda | CR80 RT,RV,RW,RX,RY,R-1,R-2 | 96-02 | JTF1256 | 15 | JTR215 | 49 | JTA215 | 420 | 116 |
| 80 | Honda | CR80 R >>> 428 Chain Conversion | 96-02 | JTF1257 | 15 | JTR217 | 49 | JTA217 | 428 | 116 |
| 80 | Honda | CR80 R2-T,V,W,X,Y,1,2 Expert | 96-02 | JTF1256 | 15 | JTR215 | 55 | JTA215 | 420 | 126 |
| 80 | Honda | CR80 R2 Expert >>> 428 Chain Conversion | 96-02 | JTF1257 | 15 | JTR217 | 55 | JTA217 | 428 | 126 |
| 80 | Honda | CRF80 F-4,5,6,7,8,9,A,B,C,D | 04-13 | JTF252 | 14 | JTR1214 | 46 | | 420 | 110 |
| 80 | Honda | XR80 R-A,B,C,D,E | 79-84 | JTF252 | 14 | JTR256 | 46 | | 420 | 100 |
| 80 | Honda | XR80 R-F,G,H,I,J,K,L,M,N,P,R,S,T,V,X,Y,1,2,3 | 85-03 | JTF252 | 14 | JTR1214 | 46 | | 420 | 110 |
| 85 | Honda | CR85 R-3,4 | 03-04 | JTF1256 | 15 | JTR215 | 50 | JTA215 | 420 | 116 |
| 85 | Honda | CR85 R-3,4 >>> 428 Chain Conversion | 03-04 | JTF1257 | 15 | JTR217 | 50 | JTA217 | 428 | 116 |
| 85 | Honda | CR85 R-5,6,7 | 05-07 | JTF1256 | 15 | JTR215 | 49 | JTA215 | 420 | 116 |
| 85 | Honda | CR85 R-5,6,7 >>> 428 Chain Conversion | 05-07 | JTF1257 | 15 | JTR217 | 49 | JTA217 | 428 | 116 |
| 85 | Honda | CR85 RB-3,4 Expert | 03-04 | JTF1256 | 15 | JTR215 | 56 | JTA215 | 420 | 124 |
| 85 | Honda | CR85 RB-3,4 Expert >>> 428 Chain Conversion | 03-04 | JTF1257 | 15 | JTR217 | 56 | JTA217 | 428 | 124 |
| 85 | Honda | CR85 RB-5,6,7 Expert | 05-07 | JTF1256 | 15 | JTR215 | 55 | JTA215 | 420 | 124 |
| 85 | Honda | CR85 RB-5,6,7 Expert >>> 428 Chain Conversion | 05-07 | JTF1257 | 15 | JTR217 | 55 | JTA217 | 428 | 124 |
| 100 | Honda | CRF100 F-4,5,6,7,8,9,A,B,C,D | 04-13 | JTF274 | 14 | JTR1204 | 50 | | 428 | 118 |
| 100 | Honda | XR100 | USA | 81-84 | JTF274 | 14 | JTR999 | 50 | 428 | 112 |
| 100 | Honda | XR100 R-F,G,H,I,J,K,L,M,N,P,R,S,T,V,W,X,Y,1,2,3 | 85-03 | JTF274 | 14 | JTR1204 | 50 | | 428 | 118 |
| 110 | Honda | CRF110 F-D,E,F,G,H,I,J | 13-18 | JTF253 | 14 | JTR1214 | 38 | | 420 | 86 |
| 125 | Honda | CR125 RZ | 79 | JTF266 | 13 | | 51 | | 520 | 110 |
| 125 | Honda | CR125 RA,RB | 80-81 | JTF266 | 13 | | 51 | | 520 | 110 |
| 125 | Honda | CR125 RC | 82 | JTF266 | 13 | | 51 | | 520 | 112 |
| 125 | Honda | CR125 RD,RE | 83-84 | JTF266 | 13 | JTR210 | 51 | JTA210 | 520 | 112 |
| 125 | Honda | CR125 RF | 85 | JTF266 | 13 | JTR210 | 51 | JTA210 | 520 | 114 |
| 125 | Honda | CR125 RG | 86 | JTF268 | 13 | JTR210 | 51 | JTA210 | 520 | 114 |
| 125 | Honda | CR125 RH,RJ,RK,RL,RM,RN,RP,RR | 87-94 | JTF326 | 13 | JTR210 | 51 | JTA210 | 520 | 114 |
| 125 | Honda | CR125 RS,RT | 95-96 | JTF326 | 13 | JTR210 | 51 | JTA210 | 520 | 114 |
| 125 | Honda | CR125 RV | 97 | JTF326 | 12 | JTR210 | 49 | JTA210 | 520 | 112 |
| 125 | Honda | CR125 RW,RX | 98-99 | JTF326 | 13 | JTR210 | 51 | JTA210 | 520 | 114 |
| 125 | Honda | CR125 RY,R-1 | 00-01 | JTF326 | 13 | JTR210 | 52 | JTA210 | 520 | 114 |
| 125 | Honda | CR125 R-2 | 02 | JTF326 | 13 | JTR210 | 51 | JTA210 | 520 | 114 |
| 125 | Honda | CR125 R-3 | 03 | JTF326 | 13 | JTR210 | 52 | JTA210 | 520 | 116 |
| 125 | Honda | CR125 R-4,5,6,7 | 04-07 | JTF1323SC | 13 | JTR210 | 52 | JTA210 | 520 | 116 |
| 125 | Honda | CRF125 F-E,F,G,H,I,J | 14-18 | JTF277 | 13 | JTR1204 | 46 | | 428 | 112 |
| 125 | Honda | CRF125 FB-F,G,H,I,J | 15-18 | JTF277 | 13 | JTR1204 | 49 | | 428 | 112 |
| 125 | Honda | CRM125 | 90-93 | JTF327 | 14 | JTR604 | 38 | | 520 | 106 |
| 125 | Honda | TL125 S/K2 | USA | 73-76 | JTF259 | 15 | JTR269 | 60 | 428 | 120 |
| 150 | Honda | CRF150 F-3,4,5 | 03-05 | JTF327 | 13 | JTR210 | 48 | JTA210 | 520 | 112 |
| 150 | Honda | CRF150 F-6,7,8,9,A,B,C,D,E,F,G,H,I,J | 06-18 | JTF327 | 13 | JTR210 | 47 | JTA210 | 520 | 104 |
| 150 | Honda | CRF150 R-7,8,9,A,B,C,D,E,F,G,H,I,J | 07-18 | JTF1310SC | 15 | JTR215 | 50 | JTA215 | 420 | 120 |
| 150 | Honda | CRF150 RB-7,8,9,A,B,C,D,E,F,G,H,I,J | 07-18 | JTF1310SC | 15 | JTR215 | 56 | JTA215 | 420 | 126 |
| 175 | Honda | MR175 | USA | 75-77 | | | 43 | | 428 | 118 |
| 200 | Honda | TLM200 RF | MD15 | Japan | JTF329 | 13 | 37 | | 520 | 96 |
| 200 | Honda | TLM200 RH | MD15 | Japan | JTF329 | 13 | 34 | | 520 | 94 |
| 200 | Honda | TLR200 D | 83 | JTF329 | 13 | JTR1208 | 44 | | 520 | 96 |
| 200 | Honda | TLR200 Reflex | USA | 86-87 | JTF328 | 13 | JTR1208 | 44 | 520 | 96 |

| CC | Make | Model | Year | Front Sprocket | T | Rear Sprocket | T | Aluminium Rear Sprocket | Chain Pitch | Chain Length |
|-----|-------|--|-----------------|----------------|----|---------------|----|-------------------------|-------------|--------------|
| 200 | Honda | TR200 Fatcat | USA 86-87 | JTF1352 | 13 | JTR1207 | 39 | | 520 | 100 |
| 200 | Honda | XR200 RA,RB | 80-81 | JTF328 | 13 | JTR1977 | 48 | | 520 | 102 |
| 200 | Honda | XR200 RC,RD Pro Link | 81-83 | JTF328 | 13 | JTR254 | 50 | | 520 | 106 |
| 200 | Honda | XR200 RE,RF | 84-85 | JTF328 | 13 | JTR245/2 | 50 | | 520 | 108 |
| 200 | Honda | XR200 R | USA 86-02 | JTF328 | 13 | JTR245/2 | 47 | | 520 | 108 |
| 200 | Honda | XR200 RG,RH | Australia 86-87 | JTF287 | 13 | JTR245/2 | 46 | | 520 | 108 |
| 200 | Honda | XR200 RL,RN | Australia 89-92 | JTF287 | 13 | JTR245/2 | 46 | | 520 | 108 |
| 200 | Honda | XR200 RP,RR | Australia 93-94 | JTF287 | 13 | JTR245/2 | 48 | | 520 | 108 |
| 220 | Honda | TLM220 RJ,RL | MD23 Japan | JTF329 | 13 | | 31 | | 520 | 92 |
| 230 | Honda | CRF230 F-3,4,5,6,7,8,9,A,B,C,D,E,F,G,H,J | 03-18 | JTF327 | 13 | JTR210 | 50 | JTA210 | 520 | 110 |
| 230 | Honda | CRF230 L-8,9 | 08-09 | JTF287 | 13 | JTR210 | 39 | JTA210 | 520 | 100 |
| 250 | Honda | CR250 M | USA 73-74 | | 14 | JTR1977 | 48 | | 520 | 104 |
| 250 | Honda | CR250 M1 | USA 75-76 | | 14 | | 48 | | 520 | 104 |
| 250 | Honda | CR250 RZ,RA | 79-80 | JTF337 | 14 | | 49 | | 520 | 108 |
| 250 | Honda | CR250 RB,RC,RD | 81-83 | JTF337 | 14 | | 54 | | 520 | 114 |
| 250 | Honda | CR250 RE,RF | 84-85 | JTF337 | 14 | JTR210 | 51 | JTA210 | 520 | 114 |
| 250 | Honda | CR250 RG | 86 | JTF285 | 14 | JTR210 | 51 | JTA210 | 520 | 114 |
| 250 | Honda | CR250 RH | 87 | JTF285 | 14 | JTR210 | 53 | JTA210 | 520 | 116 |
| 250 | Honda | CR250 RJ,RK | 88-89 | JTF284SC | 14 | JTR210 | 51 | JTA210 | 520 | 116 |
| 250 | Honda | CR250 RL,RM | 90-91 | JTF284SC | 14 | JTR210 | 53 | JTA210 | 520 | 116 |
| 250 | Honda | CR250 RN,RP | 92-93 | JTF284SC | 13 | JTR210 | 49 | JTA210 | 520 | 112 |
| 250 | Honda | CR250 RR | 94 | JTF284SC | 13 | JTR210 | 49 | JTA210 | 520 | 114 |
| 250 | Honda | CR250 RS | 95 | JTF284SC | 13 | JTR210 | 49 | JTA210 | 520 | 114 |
| 250 | Honda | CR250 RT | 96 | JTF284SC | 13 | JTR210 | 50 | JTA210 | 520 | 114 |
| 250 | Honda | CR250 RV,RW,RX,RY,R-1 | 97-01 | JTF284SC | 13 | JTR210 | 50 | JTA210 | 520 | 114 |
| 250 | Honda | CR250 R-2 | 02 | JTF284SC | 13 | JTR210 | 50 | JTA210 | 520 | 114 |
| 250 | Honda | CR250 R-3 | 03 | JTF284SC | 13 | JTR210 | 48 | JTA210 | 520 | 114 |
| 250 | Honda | CR250 R-4 | 04 | JTF284SC | 13 | JTR210 | 50 | JTA210 | 520 | 114 |
| 250 | Honda | CR250 R-5 | 05 | JTF284SC | 13 | JTR210 | 49 | JTA210 | 520 | 116 |
| 250 | Honda | CR250 R-6,7,8 | 06-08 | JTF284SC | 13 | JTR210 | 49 | JTA210 | 520 | 114 |
| 250 | Honda | CRF250 L/LA-D,E,F,G,H,J | 13-18 | JTF1321 | 14 | JTR301 | 40 | | 520 | 106 |
| 250 | Honda | CRF250 R-4,5,6,7,8,9,A | 04-10 | JTF1323SC | 13 | JTR210 | 51 | JTA210 | 520 | 114 |
| 250 | Honda | CRF250 R-B,C,D,E | 11-14 | JTF1323SC | 13 | JTR210 | 49 | JTA210 | 520 | 116 |
| 250 | Honda | CRF250 R-F,G,H | 15-17 | JTF1323SC | 13 | JTR210 | 49 | JTA210 | 520 | 116 |
| 250 | Honda | CRF250 R- | 18 | JTF1344SC | 13 | JTR210 | 49 | JTA210 | 520 | 116 |
| 250 | Honda | CRF250 R-A | USA 10 | JTF1323SC | 13 | JTR210 | 48 | JTA210 | 520 | 116 |
| 250 | Honda | CRF250 X-4,5,6,7,8,9,A,B,C,D,E,F,G,H | 04-17 | JTF1323SC | 14 | JTR210 | 53 | JTA210 | 520 | 116 |
| 250 | Honda | CRF250 RL/RLA-H,J | 17-18 | JTF1321 | 14 | JTR301 | 40 | | 520 | 106 |
| 250 | Honda | CRF250 Rally | 17 | JTF1321 | 14 | JTR301 | 40 | | 520 | 106 |
| 250 | Honda | CR250 | France 97 | JTF284SC | 13 | JTR210 | 49 | JTA210 | 520 | 114 |
| 250 | Honda | CRM250 K,K2,L | Japan 91 | JTF284SC | 14 | JTR210 | 40 | JTA210 | 520 | 108 |
| 250 | Honda | CRM250 RK,RM | MD24 Japan | JTF284SC | 14 | JTR301 | 40 | | 520 | 108 |
| 250 | Honda | CRM250 M,M2,N,P,R,S | Japan 91-95 | JTF1322 | 14 | JTR301 | 42 | | 520 | 110 |
| 250 | Honda | CRM250 RP2 | MD24 Japan | JTF1322 | 14 | JTR210 | 42 | JTA210 | 520 | 110 |
| 250 | Honda | CRM250 AR | MD32 Japan | JTF1322 | 14 | JTR210 | 42 | JTA210 | 520 | 110 |
| 250 | Honda | MR250 | USA 76 | | 14 | | 47 | | 520 | 104 |
| 250 | Honda | TL250 | USA 75-76 | | | | | | | |
| 250 | Honda | TLR250 | 85-87 | JTF1329 | 10 | | 39 | | 520 | 96 |
| 250 | Honda | TLR250 RG | MD18 Japan | | 14 | | 43 | | 520 | 98 |
| 250 | Honda | XR250 RC,RD | 82-83 | JTF281 | 13 | JTR245/2 | 53 | | 520 | 104 |
| 250 | Honda | XR250 RE,RF | 84-85 | JTF328 | 13 | JTR245/2 | 50 | | 520 | 108 |
| 250 | Honda | XR250 RG,RH | 86-87 | JTF328 | 13 | JTR245/2 | 48 | | 520 | 108 |
| 250 | Honda | XR250 RG,RH | Australia 86-87 | JTF287 | 13 | JTR245/2 | 48 | | 520 | 108 |
| 250 | Honda | XR250 RJ,RK | 88-89 | JTF327 | 13 | JTR245/2 | 48 | | 520 | 108 |
| 250 | Honda | XR250 RL,RM,RN,RP,RR,RS | 90-95 | JTF327 | 13 | JTR301 | 48 | | 520 | 108 |
| 250 | Honda | XR250 RL,RM,RN,RP,RR,RS | Australia 90-95 | JTF327 | 13 | JTR301 | 40 | | 520 | |
| 250 | Honda | XR250 RT,RV,RW,RX,RY,R-1,R-2,R-3,R-4 | 96-04 | JTF1321 | 13 | JTR210 | 48 | JTA210 | 520 | 106 |
| 250 | Honda | XR250 III S (Baja) | 96 | JTF1321 | 13 | JTR210 | 39 | JTA210 | 520 | |
| 250 | Honda | XR250 Baja | Japan 97-07 | JTF1321 | 13 | JTR210 | 40 | JTA210 | 520 | 104 |

| CC | Make | Model | Year | Front Sprocket | T | Rear Sprocket | T | Aluminium Rear Sprocket | Chain Pitch | Chain Length |
|-----|-------|--------------------------------------|-----------------|----------------|----|---------------|----|-------------------------|-------------|--------------|
| 350 | Honda | XR350 RD,RE | 83-84 | JTF287 | 14 | JTR245/2 | 42 | | 520 | 104 |
| 350 | Honda | XR350 RF,RG,RH | 85-87 | JTF1336 | 14 | JTR245/2 | 42 | | 520 | 106 |
| 400 | Honda | XR400 RT,RV,RW,RX,RY,R-1,R-2,R-3,R-4 | 96-04 | JTF1322 | 15 | JTR210 | 45 | JTA210 | 520 | 108 |
| 450 | Honda | CR450 RB | 81 | JTF337 | 14 | | 54 | | 520 | 116 |
| 450 | Honda | CRF450 R-2,R-3 | 02-03 | JTF284SC | 13 | JTR210 | 50 | JTA210 | 520 | 114 |
| 450 | Honda | CRF450 R-4,5,6,7,8,9,A,B,C,D,E | 04-14 | JTF284SC | 13 | JTR210 | 48 | JTA210 | 520 | 116 |
| 450 | Honda | CRF450 R-F,G,H,J | 15-18 | JTF284SC | 13 | JTR210 | 48 | JTA210 | 520 | 116 |
| 450 | Honda | CRF450 RX-H,J | 17-18 | JTF284SC | 13 | JTR210 | 48 | JTA210 | 520 | 116 |
| 450 | Honda | CRF450 X-5,6,7,8,9,A,B,C,D,E,F,G,H,J | 05-18 | JTF284SC | 13 | JTR210 | 51 | JTA210 | 520 | 114 |
| 450 | Honda | CRF450 XRL | 15 | | | | | | | |
| 480 | Honda | CR480 RC,RD | 82-83 | JTF337 | 14 | | 54 | | 520 | 118 |
| 500 | Honda | CR500 RE,RF | 84-85 | JTF337 | 14 | JTR210 | 51 | JTA210 | 520 | 116 |
| 500 | Honda | CR500 RG,RH | 86-87 | JTF285 | 14 | JTR210 | 51 | JTA210 | 520 | 116 |
| 500 | Honda | CR500 RJ,RK,RL,RM | 88-91 | JTF284SC | 14 | JTR210 | 51 | JTA210 | 520 | 116 |
| 500 | Honda | CR500 RN,RP,RR | 92-94 | JTF284SC | 14 | JTR210 | 49 | JTA210 | 520 | 114 |
| 500 | Honda | CR500 RS,RT,RV,RW,RX,RY,R-1 | 95-01 | JTF284SC | 14 | JTR210 | 49 | JTA210 | 520 | 114 |
| 500 | Honda | XR500 SA,SZ | 79-80 | JTF281 | 14 | JTR245/2 | 48 | | 520 | 104 |
| 500 | Honda | XR500 RB,RC | 81-82 | JTF281 | 14 | JTR245/2 | 48 | | 520 | 104 |
| 500 | Honda | XR500 RD,RE,RF | 83-85 | JTF281 | 14 | JTR245/2 | 48 | | 520 | 108 |
| 600 | Honda | XR600 RF,RG,RH | 85-87 | JTF281 | 14 | JTR245/2 | 48 | | 520 | 110 |
| 600 | Honda | XR600 RJ,RK,RL | 88-90 | JTF281 | 14 | JTR245/3 | 50 | | 520 | 112 |
| 600 | Honda | XR600 RM,RN,RP,RR,RS,RT,RV,RW,RX,RY | 91-00 | JTF1309 | 14 | JTR301 | 48 | | 520 | 110 |
| 600 | Honda | XR600 RP,RR | Australia 93-94 | JTF1309 | 14 | JTR301 | 40 | | 520 | 108 |
| 650 | Honda | XR650 R-Y,1,2,3,4,5,6,7 | 00-07 | JTF1307 | 14 | JTR210 | 48 | JTA210 | 520 | 110 |

Honda Three Wheels

| | | | | | | | | | | |
|-----|-------|----------------|-------|---------|----|--------|----|--|-----|----|
| 70 | Honda | ATC70 | 76-81 | JTF253 | 14 | JTR256 | 35 | | 420 | 72 |
| 70 | Honda | ATC70 | 82-85 | JTF252 | 13 | JTR256 | 36 | | 420 | 72 |
| 90 | Honda | ATC90 K1,K2,K3 | 73-78 | | 15 | | 49 | | 428 | 86 |
| 110 | Honda | ATC110 | 79-85 | | 15 | | 49 | | 428 | |
| 125 | Honda | ATC125 M | 84-85 | | 14 | | 49 | | 428 | 92 |
| 125 | Honda | ATC125 M | 86-87 | | 12 | | 48 | | 428 | 96 |
| 185 | Honda | ATC185 | 80 | JTF1325 | 11 | | 47 | | 520 | 90 |



| CC | Make | Model | Year | Front Sprocket | T | Rear Sprocket | T | Aluminium Rear Sprocket | Chain Pitch | Chain Length |
|-----|-------|------------------|-------|----------------|----|---------------|----|-------------------------|-------------|--------------|
| 185 | Honda | ATC185 S | 81-82 | JTF1325 | 11 | | 41 | | 520 | 82 |
| 185 | Honda | ATC185 S | 83 | JTF1325 | 11 | | 41 | | 520 | 82 |
| 200 | Honda | ATC200 | 81-82 | JTF1325 | 11 | | 47 | | 520 | 90 |
| 200 | Honda | ATC200 E Big Red | 82 | | 11 | | 47 | | 520 | 90 |
| 200 | Honda | ATC200 | 83 | JTF1325 | 11 | | 47 | | 520 | 90 |
| 200 | Honda | ATC200 E Big Red | 83 | | 11 | | 47 | | 520 | 90 |
| 200 | Honda | ATC200 M | 84-85 | JTF1325 | 11 | | 47 | | 520 | 92 |
| 200 | Honda | ATC200 S | 84-86 | JTF1325 | 11 | | 43 | | 520 | 84 |
| 200 | Honda | ATC200 X | 83-85 | JTF1329 | 12 | JTR1353 | 40 | | 520 | 88 |
| 200 | Honda | ATC200 X | 86-87 | JTF1352 | 13 | JTR1354 | 38 | | 520 | 86 |
| 250 | Honda | ATC250 R | 81-82 | JTF1350 | 13 | | 44 | | 520 | 84 |
| 250 | Honda | ATC250 R | 83-84 | JTF337 | 13 | | 42 | | 520 | 90 |
| 250 | Honda | ATC250 R | 85 | JTF337 | 13 | | 39 | | 520 | 96 |
| 250 | Honda | ATC250 R | 86 | JTF337 | 13 | JTR1350 | 39 | JTA1350 | 520 | 96 |
| 350 | Honda | ATC350 X | 85 | JTF1336 | 13 | JTR1351 | 40 | | 520 | 90 |
| 350 | Honda | ATC350 X | 86 | JTF1336 | 13 | JTR1352 | 40 | | 520 | 90 |

Honda Four Wheels

| | | | | | | | | | | |
|-----|-------|---------------------------------------|-------|----------|----|---------|----|---------|-----|-----|
| 70 | Honda | TRX70 | 86-87 | JTF252 | 13 | JTR256 | 36 | | 420 | 72 |
| 90 | Honda | TRX90 Fourtrax | 93-08 | JTF277 | 13 | JTR1355 | 50 | | 428 | 98 |
| 90 | Honda | TRX90 X | 09-12 | JTF277 | 13 | JTR1355 | 50 | | 428 | 98 |
| 90 | Honda | TRX90 X | 13-18 | JTF277 | 13 | JTR1355 | 50 | | 428 | 100 |
| 125 | Honda | TRX125 Fourtrax | 85-86 | | 13 | JTR1355 | 50 | | 428 | 92 |
| 125 | Honda | TRX125 Fourtrax | 87-88 | | 12 | JTR1355 | 48 | | 428 | 94 |
| 200 | Honda | TRX200 SX Fourtrax | 86-88 | JTF1324 | 12 | | 42 | | 520 | 80 |
| 200 | Honda | TRX200 Fourtrax / D Fourtrax Type II | 90-97 | JTF1324 | 12 | JTR1486 | 42 | | 520 | 88 |
| 250 | Honda | TRX250 R | 86-87 | JTF337 | 13 | JTR1350 | 39 | JTA1350 | 520 | 96 |
| 250 | Honda | TRX250 R | 88-89 | JTF337 | 13 | JTR1350 | 38 | JTA1350 | 520 | 92 |
| 250 | Honda | TRX250 X / R | 87-92 | JTF1352 | 13 | JTR1350 | 38 | JTA1350 | 520 | 86 |
| 300 | Honda | TRX300 EX Fourtrax | 93-08 | JTF1352 | 13 | JTR1350 | 38 | JTA1350 | 520 | 86 |
| 300 | Honda | TRX300 X | 09 | JTF1352 | 13 | JTR1350 | 38 | JTA1350 | 520 | 86 |
| 400 | Honda | TRX400 EX Sportrax | 99-04 | JTF1322 | 15 | JTR1350 | 38 | JTA1350 | 520 | 94 |
| 400 | Honda | TRX400 EX Sportrax | 05-08 | JTF1309 | 14 | JTR1350 | 39 | JTA1350 | 520 | 94 |
| 400 | Honda | TRX400 X | 09-12 | JTF1309 | 14 | JTR1350 | 39 | JTA1350 | 520 | 94 |
| 400 | Honda | TRX400 X | 13-14 | JTF1309 | 14 | JTR1350 | 39 | JTA1350 | 520 | 94 |
| 450 | Honda | TRX450 R | 04-05 | JTF284SC | 14 | JTR1350 | 38 | JTA1350 | 520 | 94 |
| 450 | Honda | TRX450 R/ER (Elec Start & Kick Start) | 06-14 | JTF284SC | 13 | JTR1350 | 38 | JTA1350 | 520 | 96 |
| 700 | Honda | TRX700 XX | 08-09 | JTF284SC | 14 | | 37 | | 520 | |

Husaberg Off Road Bikes

| | | | | | | | | | | |
|-----|----------|---------------|-------|-----------|----|---------|----|--------|-----|-----|
| 125 | Husaberg | TE125 | 12-13 | JTF1901SC | 13 | JTR897 | 50 | JTA897 | 520 | |
| 250 | Husaberg | FE250 | 13-14 | JTF1901SC | 14 | JTR897 | 50 | JTA897 | 520 | 118 |
| 250 | Husaberg | TE250 | 11-14 | JTF1901SC | 13 | JTR897 | 50 | JTA897 | 520 | 118 |
| 300 | Husaberg | TE300 | 11-14 | JTF1901SC | 13 | JTR897 | 50 | JTA897 | 520 | 118 |
| 350 | Husaberg | 350 Enduro | 92-95 | JTF823 | 14 | JTR1950 | 48 | | 520 | 120 |
| 350 | Husaberg | FC350 4 Speed | 96-99 | JTF823 | 15 | JTR1950 | 44 | | 520 | 120 |
| 350 | Husaberg | FC350 4 Speed | 00-01 | JTF823 | 15 | JTR897 | 44 | JTA897 | 520 | 120 |
| 350 | Husaberg | FC350 6 Speed | 96 | JTF823 | 14 | JTR1950 | 48 | | 520 | 120 |
| 350 | Husaberg | FC350 6 Speed | 97-99 | JTF823 | 15 | JTR1950 | 48 | | 520 | 120 |
| 350 | Husaberg | FC350 6 Speed | 00-01 | JTF823 | 15 | JTR897 | 48 | JTA897 | 520 | 120 |
| 350 | Husaberg | FE350 | 96-99 | JTF823 | 14 | JTR1950 | 48 | | 520 | 120 |
| 350 | Husaberg | FE350 | 00-01 | JTF823 | 14 | JTR897 | 48 | JTA897 | 520 | 120 |
| 350 | Husaberg | FE350 | 13 | JTF1901SC | 13 | JTR897 | 52 | JTA897 | 520 | 118 |
| 350 | Husaberg | MX350 | 95 | JTF823 | 14 | JTR1950 | 48 | | 520 | 120 |
| 390 | Husaberg | FE390 Enduro | 10-12 | JTF1901SC | 13 | JTR897 | 52 | JTA897 | 520 | 118 |
| 400 | Husaberg | FC400 4 Speed | 96-99 | JTF823 | 15 | JTR1950 | 44 | | 520 | 120 |
| 400 | Husaberg | FC400 4 Speed | 00-01 | JTF823 | 15 | JTR897 | 44 | JTA897 | 520 | 120 |
| 400 | Husaberg | FC400 6 Speed | 96 | JTF823 | 14 | JTR1950 | 48 | | 520 | 120 |
| 400 | Husaberg | FC400 6 Speed | 97-99 | JTF823 | 15 | JTR1950 | 48 | | 520 | 120 |
| 400 | Husaberg | FC400 6 Speed | 00-01 | JTF823 | 15 | JTR897 | 48 | JTA897 | 520 | 120 |

| CC | Make | Model | Year | Front Sprocket | T | Rear Sprocket | T | Aluminium Rear Sprocket | Chain Pitch | Chain Length |
|-----|----------|---------------------|-------|----------------|----|---------------|----|-------------------------|-------------|--------------|
| 400 | Husaberg | FE400 | 96-99 | JTF823 | 14 | JTR1950 | 48 | | 520 | 120 |
| 400 | Husaberg | FE400 e | 00-03 | JTF823 | 14 | JTR897 | 48 | JTA897 | 520 | 120 |
| 450 | Husaberg | FC450 | 04-06 | JTF823 | 14 | JTR897 | 48 | JTA897 | 520 | 116 |
| 450 | Husaberg | FE450 e | 04-08 | JTF823 | 14 | JTR897 | 48 | JTA897 | 520 | 116 |
| 450 | Husaberg | FE450 Enduro | 09-14 | JTF1901SC | 13 | JTR897 | 52 | JTA897 | 520 | 118 |
| 450 | Husaberg | FS450 e | 04-08 | JTF823 | 15 | JTR897 | 42 | JTA897 | 520 | 120 |
| 450 | Husaberg | FX450 Cross Country | 10-12 | JTF1901SC | 13 | JTR897 | 52 | JTA897 | 520 | 118 |
| 499 | Husaberg | MX499 4 Speed | 92-95 | JTF823 | 15 | JTR1950 | 44 | | 520 | 120 |
| 499 | Husaberg | MX499 6 Speed | 92-95 | JTF823 | 14 | JTR1950 | 48 | | 520 | 120 |
| 501 | Husaberg | 501 Enduro | 90-95 | JTF823 | 14 | JTR1950 | 48 | | 520 | 120 |
| 501 | Husaberg | FC501 4 Speed | 96-99 | JTF823 | 15 | JTR1950 | 44 | | 520 | 120 |
| 501 | Husaberg | FC501 6 Speed | 96 | JTF823 | 14 | JTR1950 | 48 | | 520 | 120 |
| 501 | Husaberg | FC501 6 Speed | 97-99 | JTF823 | 15 | JTR1950 | 48 | | 520 | 120 |
| 501 | Husaberg | FC501 6 Speed | 00-01 | JTF823 | 15 | JTR897 | 48 | JTA897 | 520 | 120 |
| 501 | Husaberg | FE501 | 96-99 | JTF823 | 14 | JTR1950 | 48 | | 520 | 120 |
| 501 | Husaberg | FE501 | 00-01 | JTF823 | 14 | JTR897 | 48 | JTA897 | 520 | 120 |
| 501 | Husaberg | FE501 | 13-14 | JTF1901SC | 14 | JTR897 | 52 | JTA897 | 520 | 120 |
| 501 | Husaberg | MX501 4 Speed | 92-95 | JTF823 | 15 | JTR1950 | 44 | | 520 | 120 |
| 501 | Husaberg | MX501 6 Speed | 92-95 | JTF823 | 14 | JTR1950 | 48 | | 520 | 120 |
| 550 | Husaberg | FC550 6 Speed | 03-04 | JTF823 | 15 | JTR897 | 42 | JTA897 | 520 | |
| 550 | Husaberg | FC550 | 05-08 | JTF823 | 14 | JTR897 | 48 | JTA897 | 520 | 116 |
| 550 | Husaberg | FE550 e | 04-08 | JTF823 | 15 | JTR897 | 48 | JTA897 | 520 | 116 |
| 550 | Husaberg | FS550 e | 07 | JTF823 | | JTR897 | | JTA897 | 520 | |
| 570 | Husaberg | FE570 | 09-12 | JTF1901SC | 13 | JTR897 | 52 | JTA897 | 520 | 118 |
| 570 | Husaberg | FS570 Supermoto | 10-11 | JTF1901SC | 14 | JTR897 | 38 | JTA897 | 520 | 118 |
| 600 | Husaberg | 600 Enduro | 93-95 | JTF823 | 14 | JTR1950 | 48 | | 520 | |
| 600 | Husaberg | FC600 4 Speed | 96-99 | JTF823 | 15 | JTR1950 | 44 | | 520 | |
| 600 | Husaberg | FC600 6 Speed | 96-99 | JTF823 | 15 | JTR1950 | 48 | | 520 | |
| 600 | Husaberg | FC600 6 Speed | 00-01 | JTF823 | 15 | JTR897 | 48 | JTA897 | 520 | |
| 600 | Husaberg | FE600 | 96-99 | JTF823 | 14 | JTR1950 | 48 | | 520 | |
| 600 | Husaberg | FE600 | 00-01 | JTF823 | 14 | JTR897 | 48 | JTA897 | 520 | |
| 650 | Husaberg | FE650 e | 03-08 | JTF823 | 15 | JTR897 | 45 | JTA897 | 520 | 114 |
| 650 | Husaberg | FS650 c | 05-08 | JTF823 | 15 | JTR897 | 40 | JTA897 | 520 | |
| 650 | Husaberg | FS650 e | 03-08 | JTF823 | 15 | JTR897 | 40 | JTA897 | 520 | |

Husqvarna Off Road Bikes

| | | | | | | | | | | |
|-----|-----------|----------------------|-------|-----------|----|--------|----|--------|-----|-----|
| 50 | Husqvarna | 50 CR | 11-12 | | | | | | | |
| 50 | Husqvarna | 50 SM | 11 | | | | | | | |
| 50 | Husqvarna | 50 TC | 17-18 | | | | | | | |
| 65 | Husqvarna | 65 CR | 11-12 | | 14 | | 50 | | | |
| 60 | Husqvarna | 65 TC | 17-18 | JTF1906 | 14 | JTR894 | 48 | JTA894 | 420 | 112 |
| 85 | Husqvarna | 85 TC (17/14 Wheels) | 15-17 | JTF1907 | 14 | JTR895 | 46 | JTA895 | 428 | 124 |
| 85 | Husqvarna | 85 TC (17/14 Wheels) | 18 | JTF1905 | 13 | JTR895 | 46 | JTA895 | 428 | 124 |
| 85 | Husqvarna | 85 TC (19/16 Wheels) | 15-17 | JTF1907 | 14 | JTR895 | 49 | JTA895 | 428 | 124 |
| 85 | Husqvarna | 85 TC (19/16 Wheels) | 18 | JTF1905 | 13 | JTR895 | 49 | JTA895 | 428 | 124 |
| 125 | Husqvarna | 125 CR | 84-87 | JTF823 | 12 | JTR223 | 52 | | 520 | 116 |
| 125 | Husqvarna | 125 CR | 90-94 | JTF718 | 12 | JTR822 | 52 | JTA822 | 520 | 116 |
| 125 | Husqvarna | 125 CR | 95-98 | | 13 | JTR822 | 50 | JTA822 | 520 | 118 |
| 125 | Husqvarna | 125 CR | 99-09 | | 13 | JTR822 | 50 | JTA822 | 520 | 118 |
| 125 | Husqvarna | 125 CR | 10-12 | | 13 | JTR822 | 50 | JTA822 | 520 | 112 |
| 125 | Husqvarna | 125 SMR | 12 | | | | | | | |
| 125 | Husqvarna | 125 SMS | 99 | | 14 | JTR822 | 50 | JTA822 | 520 | |
| 125 | Husqvarna | 125 SMS | 00 | | 14 | JTR822 | 49 | JTA822 | 520 | |
| 125 | Husqvarna | 125 SMS | 01-10 | | 14 | JTR822 | 49 | JTA822 | 520 | |
| 125 | Husqvarna | 125 SMS | 11 | | 14 | JTR822 | 49 | JTA822 | 520 | |
| 125 | Husqvarna | 125 SMS | 12 | | 14 | JTR822 | 49 | JTA822 | 520 | |
| 125 | Husqvarna | 125 SMS4 | 11 | JTF1550 | 14 | | 54 | | 428 | |
| 125 | Husqvarna | 125 TC | 14-17 | JTF1901SC | 13 | JTR897 | 50 | JTA897 | 520 | 118 |
| 125 | Husqvarna | 125 TC | 18 | JTF1901SC | 13 | JTR897 | 50 | JTA897 | 520 | 118 |

| CC | Make | Model | Year | Front Sprocket | T | Rear Sprocket | T | Aluminium Rear Sprocket | Chain Pitch | Chain Length |
|-----|-----------|--------------------|-----------------|----------------|----|---------------|----|-------------------------|-------------|--------------|
| 125 | Husqvarna | 125 TE | 11-13 | JTF1550 | 14 | | 59 | | 428 | 138 |
| 125 | Husqvarna | 125 TE | Europe 14-17 | JTF1901SC | 14 | JTR897 | 50 | JTA897 | 520 | 118 |
| 125 | Husqvarna | 125 TE | USA 16-17 | JTF1901SC | 13 | JTR897 | 50 | JTA897 | 520 | 118 |
| 125 | Husqvarna | 125 TX | 17 | JTF1901SC | 13 | JTR897 | 50 | JTA897 | 520 | 118 |
| 125 | Husqvarna | 125 TX | 18 | JTF1901SC | 13 | JTR897 | 50 | JTA897 | 520 | 118 |
| 125 | Husqvarna | 125 WR Enduro | 83-84 | JTF823 | 12 | JTR223 | 48 | | 520 | 110 |
| 125 | Husqvarna | 125 WR Enduro | 85-87 | JTF823 | 12 | JTR223 | 52 | | 520 | 118 |
| 125 | Husqvarna | 125 WRK Enduro | 88-89 | JTF823 | 12 | JTR510 | 52 | | 520 | 116 |
| 125 | Husqvarna | 125 WR Enduro | 90-94 | JTF718 | 12 | JTR822 | 52 | JTA822 | 520 | 116 |
| 125 | Husqvarna | 125 WR | 95-97 | | 13 | JTR822 | 52 | JTA822 | 520 | 116 |
| 125 | Husqvarna | 125 WR | 98-09 | | 13 | JTR822 | 50 | JTA822 | 520 | |
| 125 | Husqvarna | 125 WR | 10-13 | | 13 | JTR822 | 50 | JTA822 | 520 | 114 |
| 125 | Husqvarna | 125 WRE | 95-98 | | 13 | JTR822 | 50 | JTA822 | 520 | 114 |
| 125 | Husqvarna | 125 WRE | 99-11 | | 13 | JTR822 | 52 | JTA822 | 520 | |
| 125 | Husqvarna | 125 WRE | 12 | | | | | | | |
| 150 | Husqvarna | 150 TE | USA 17 | JTF1901SC | 13 | JTR897 | 50 | JTA897 | 520 | 118 |
| 240 | Husqvarna | 240 CR | 84-88 | JTF823 | 12 | JTR223 | 52 | | 520 | 116 |
| 240 | Husqvarna | 240 WR Enduro | 85-88 | JTF823 | 13 | JTR223 | 52 | | 520 | 116 |
| 240 | Husqvarna | 240 WR Enduro | 90-91 | JTF718 | 13 | JTR822 | 46 | JTA822 | 520 | 116 |
| 250 | Husqvarna | 250 CR | 84-88 | JTF823 | 13 | JTR223 | 52 | | 520 | 116 |
| 250 | Husqvarna | 250 CR | 90-91 | JTF507 | 14 | JTR822 | 50 | JTA822 | 520 | 120 |
| 250 | Husqvarna | 250 CR | 92-94 | JTF507 | 14 | JTR822 | 48 | JTA822 | 520 | 120 |
| 250 | Husqvarna | 250 CR | 95-97 | JTF507 | 13 | JTR822 | 48 | JTA822 | 520 | 120 |
| 250 | Husqvarna | 250 CR | 99 | JTF824 | 15 | JTR822 | 50 | JTA822 | 520 | |
| 250 | Husqvarna | 250 CR | 00-05 | JTF824SC | 13 | JTR822 | 48 | JTA822 | 520 | |
| 250 | Husqvarna | 250 FC | 14-15 | JTF1901SC | 13 | JTR897 | 52 | JTA897 | 520 | 118 |
| 250 | Husqvarna | 250 FC | 16 | JTF1901SC | 13 | JTR897 | 50 | JTA897 | 520 | 118 |
| 250 | Husqvarna | 250 FC | 17-18 | JTF1901SC | 14 | JTR897 | 51 | JTA897 | 520 | 118 |
| 250 | Husqvarna | 250 FE | Europe 14-15 | JTF1901SC | 13 | JTR897 | 52 | JTA897 | 520 | 118 |
| 250 | Husqvarna | 250 FE | Europe 16-17 | JTF1901SC | 14 | JTR897 | 52 | JTA897 | 520 | 118 |
| 250 | Husqvarna | 250 FE | Europe 18 | JTF1901SC | 14 | JTR897 | 52 | JTA897 | 520 | 118 |
| 250 | Husqvarna | 250 FE | Australia 16-17 | JTF1901SC | 14 | JTR897 | 52 | JTA897 | 520 | 118 |
| 250 | Husqvarna | 250 FE | Australia 18 | JTF1901SC | 14 | JTR897 | 52 | JTA897 | 520 | 118 |
| 250 | Husqvarna | 251 FE | USA 14-16 | JTF1901SC | 13 | JTR897 | 52 | JTA897 | 520 | 118 |
| 250 | Husqvarna | 250 FE | USA 17 | JTF1901SC | 14 | JTR897 | 52 | JTA897 | 520 | 118 |
| 250 | Husqvarna | 250 FE | USA 18 | JTF1901SC | 14 | JTR897 | 49 | JTA897 | 520 | 118 |
| 250 | Husqvarna | 250 TC | 02-03 | JTF824SC | 14 | JTR822 | 50 | JTA822 | 520 | |
| 250 | Husqvarna | 250 TC | 04-05 | JTF824SC | 13 | JTR822 | 50 | JTA822 | 520 | |
| 250 | Husqvarna | 250 TC | 06-08 | JTF824 | 12 | JTR822 | 50 | JTA822 | 520 | 114 |
| 250 | Husqvarna | 250 TC / R | 09-13 | JTF825 | 13 | JTR822 | 50 | JTA822 | 520 | 112 |
| 250 | Husqvarna | 250 TC | 14-15 | JTF1901SC | 13 | JTR897 | 50 | JTA897 | 520 | 118 |
| 250 | Husqvarna | 250 TC | 16 | JTF1901SC | 13 | JTR897 | 48 | JTA897 | 520 | 118 |
| 250 | Husqvarna | 250 TC | 17-18 | JTF1901SC | 14 | JTR897 | 50 | JTA897 | 520 | 118 |
| 250 | Husqvarna | 250 TE | 02-03 | JTF824SC | 14 | JTR822 | 50 | JTA822 | 520 | 116 |
| 250 | Husqvarna | 250 TE | 04-10 | JTF824SC | 13 | JTR822 | 50 | JTA822 | 520 | 116 |
| 250 | Husqvarna | 250 TE | 11-13 | JTF825 | 13 | JTR822 | 50 | JTA822 | 520 | 112 |
| 250 | Husqvarna | 250 TE | Europe 14-17 | JTF1901SC | 14 | JTR897 | 50 | JTA897 | 520 | 118 |
| 250 | Husqvarna | 250 TE | Australia 16-17 | JTF1901SC | 14 | JTR897 | 50 | JTA897 | 520 | 118 |
| 250 | Husqvarna | 250 TE | Australia 18 | JTF1901SC | 14 | JTR897 | 50 | JTA897 | 520 | 118 |
| 250 | Husqvarna | 250 TE | USA 14-18 | JTF1901SC | 13 | JTR897 | 50 | JTA897 | 520 | 118 |
| 250 | Husqvarna | 250 TE i 2-Stroke | Europe 18 | JTF1901SC | 14 | JTR897 | 50 | JTA897 | 520 | 118 |
| 250 | Husqvarna | 250 TE i 2-Stroke | USA 18 | JTF1901SC | 13 | JTR897 | 50 | JTA897 | 520 | 118 |
| 250 | Husqvarna | 250 TE Meo Replica | 11 | JTF825 | 13 | JTR822 | 50 | JTA822 | 520 | 112 |
| 250 | Husqvarna | 250 TXC | 08-10 | JTF824SC | 13 | JTR822 | 50 | JTA822 | 520 | 112 |
| 250 | Husqvarna | 250 TXC | 11-12 | JTF825 | 13 | JTR822 | 50 | JTA822 | 520 | 112 |
| 250 | Husqvarna | 250 WR Enduro | 83-84 | JTF823 | 13 | JTR223 | 53 | | 520 | 114 |
| 250 | Husqvarna | 250 WR Enduro | 85-88 | JTF823 | 13 | JTR223 | 52 | | 520 | 118 |
| 250 | Husqvarna | 250 WR Enduro | 92-98 | JTF507 | 14 | JTR822 | 48 | JTA822 | 520 | 112 |
| 250 | Husqvarna | 250 WR Enduro | 99-09 | JTF824SC | 13 | JTR822 | 48 | JTA822 | 520 | 114 |

| CC | Make | Model | Year | Front Sprocket | T | Rear Sprocket | T | Aluminium Rear Sprocket | Chain Pitch | Chain Length | |
|-----|-----------|--------------------|-----------|----------------|-----------|---------------|--------|-------------------------|-------------|--------------|-----|
| 250 | Husqvarna | 250 WR Enduro | 10-12 | JTF824SC | 13 | JTR822 | 48 | JTA822 | 520 | 112 | |
| 250 | Husqvarna | 250 WR/CR | 80 | JTF813 | 12 | JTR223 | 53 | | 520 | 120 | |
| 250 | Husqvarna | 250 WR/CR | 90-93 | JTF507 | 14 | JTR822 | 48 | JTA822 | 520 | 112 | |
| 250 | Husqvarna | 250-260 WRK Enduro | 89 | JTF823 | 13 | JTR510 | 46 | | 520 | 112 | |
| 250 | Husqvarna | 250-260 WRK Enduro | 90-94 | JTF823 | 14 | JTR822 | 50 | JTA822 | 520 | 120 | |
| 300 | Husqvarna | 300 WR | 09-10 | JTF824SC | 13 | JTR822 | 48 | JTA822 | 520 | 112 | |
| 300 | Husqvarna | 300 WR | 11-12 | JTF824SC | 14 | JTR822 | 48 | JTA822 | 520 | 112 | |
| 300 | Husqvarna | 300 TE | Europe | 14-17 | JTF1901SC | 14 | JTR897 | 50 | JTA897 | 520 | 118 |
| 300 | Husqvarna | 300 TE | Australia | 16-17 | JTF1901SC | 14 | JTR897 | 50 | JTA897 | 520 | 118 |
| 300 | Husqvarna | 300 TE | Australia | 18 | JTF1901SC | 14 | JTR897 | 50 | JTA897 | 520 | 118 |
| 300 | Husqvarna | 300 TE | USA | 14-17 | JTF1901SC | 13 | JTR897 | 50 | JTA897 | 520 | 118 |
| 300 | Husqvarna | 300 TE | USA | 18 | JTF1901SC | 13 | JTR897 | 50 | JTA897 | 520 | 118 |
| 300 | Husqvarna | 300 TE i 2-Stroke | Europe | 18 | JTF1901SC | 14 | JTR897 | 50 | JTA897 | 520 | 118 |
| 300 | Husqvarna | 300 TX | | 17-18 | JTF1901SC | 13 | JTR897 | 50 | JTA897 | 520 | 118 |
| 310 | Husqvarna | 310 TE | | 09-10 | JTF824SC | 13 | JTR822 | 50 | JTA822 | 520 | 112 |
| 310 | Husqvarna | 310 TE | | 11-12 | JTF825 | 13 | JTR822 | 50 | JTA822 | 520 | 112 |
| 350 | Husqvarna | 350 FC | | 14-15 | JTF1901SC | 13 | JTR897 | 52 | JTA897 | 520 | 118 |
| 350 | Husqvarna | 350 FC | | 16-17 | JTF1901SC | 14 | JTR897 | 50 | JTA897 | 520 | 118 |
| 350 | Husqvarna | 350 FC | | 18 | JTF1901SC | 14 | JTR897 | 50 | JTA897 | 520 | 118 |
| 350 | Husqvarna | 350 FE | | 14-17 | JTF1901SC | 14 | JTR897 | 52 | JTA897 | 520 | 118 |
| 350 | Husqvarna | 350 FE | | 18 | JTF1901SC | 14 | JTR897 | 52 | JTA897 | 520 | 118 |
| 350 | Husqvarna | 350 FE S | USA | 16 | JTF1901SC | 14 | JTR897 | 52 | JTA897 | 520 | 118 |
| 350 | Husqvarna | 350 FX | | 17-18 | JTF1901SC | 14 | JTR897 | 50 | JTA897 | 520 | 118 |
| 350 | Husqvarna | 350 TE | | 90-95 | JTF824 | 15 | JTR822 | 51 | JTA822 | 520 | 120 |
| 350 | Husqvarna | 350 WR | | 81-88 | JTF823 | 13 | JTR223 | 53 | | 520 | 120 |
| 360 | Husqvarna | 360 CR | | 92-94 | JTF507 | 13 | JTR822 | 48 | JTA822 | 520 | 116 |
| 360 | Husqvarna | 360 WR | | 92-98 | JTF507 | 13 | JTR822 | 48 | JTA822 | 520 | 116 |
| 360 | Husqvarna | 360 WR | | 99-02 | JTF507 | 15 | JTR822 | 48 | JTA822 | 520 | 116 |
| 400 | Husqvarna | 400 WR Enduro | | 85-89 | JTF823 | 13 | JTR223 | 52 | | 520 | 118 |
| 400 | Husqvarna | 400 WR/CR | | 81-89 | JTF823 | 14 | JTR223 | 53 | | 520 | 120 |
| 400 | Husqvarna | 400/430 CR | | 81-83 | JTF823 | 13 | JTR223 | 53 | | 520 | 116 |
| 400 | Husqvarna | 400 TE | | 01-02 | JTF824 | 15 | JTR822 | 50 | JTA822 | 520 | |
| 410 | Husqvarna | 410 TE | | 95-00 | JTF824 | 15 | JTR822 | 48 | JTA822 | 520 | |
| 410 | Husqvarna | 410 TE E | | 99 | JTF824SC | 14 | JTR822 | 45 | JTA822 | 520 | |
| 410 | Husqvarna | 410 TE E | | 00 | JTF824SC | 13 | JTR822 | 45 | JTA822 | 520 | |
| 430 | Husqvarna | 430 CR | | 84-89 | JTF823 | 13 | JTR223 | 52 | | 520 | 116 |
| 430 | Husqvarna | 430 WR Enduro | | 85-89 | JTF823 | 13 | JTR223 | 52 | | 520 | 118 |
| 430 | Husqvarna | 430 AUTO | | 85-89 | JTF823 | 13 | JTR223 | 54 | | 520 | 118 |
| 449 | Husqvarna | 449 SMR | | 11 | JTF403 | 15 | JTR822 | | JTA822 | 520 | |
| 449 | Husqvarna | 449 TC | | 11-12 | JTF403 | 15 | JTR822 | 53 | JTA822 | 520 | 110 |
| 449 | Husqvarna | 449 TE | | 11-12 | JTF403 | 15 | JTR822 | 51 | JTA822 | 520 | 108 |
| 450 | Husqvarna | 450 FC | | 14-15 | JTF1901SC | 13 | JTR897 | 52 | JTA897 | 520 | 118 |
| 450 | Husqvarna | 450 FC | | 16-18 | JTF1901SC | 13 | JTR897 | 48 | JTA897 | 520 | 118 |
| 450 | Husqvarna | 450 FE | | 14-15 | JTF1901SC | 14 | JTR897 | 52 | JTA897 | 520 | 118 |
| 450 | Husqvarna | 450 FE | Europe | 16-17 | JTF1901SC | 14 | JTR897 | 52 | JTA897 | 520 | 118 |
| 450 | Husqvarna | 450 FE | Europe | 18 | JTF1901SC | 14 | JTR897 | 52 | JTA897 | 520 | 118 |
| 450 | Husqvarna | 450 FE | Australia | 16-17 | JTF1901SC | 14 | JTR897 | 52 | JTA897 | 520 | 118 |
| 450 | Husqvarna | 450 FE | Australia | 18 | JTF1901SC | 14 | JTR897 | 52 | JTA897 | 520 | 118 |
| 450 | Husqvarna | 450 FE | USA | 16 | JTF1901SC | 14 | JTR897 | 50 | JTA897 | 520 | 118 |
| 450 | Husqvarna | 450 FE | USA | 17 | JTF1901SC | 14 | JTR897 | 52 | JTA897 | 520 | 118 |
| 450 | Husqvarna | 450 FE | USA | 18 | JTF1901SC | 14 | JTR897 | 45 | JTA897 | 520 | 118 |
| 450 | Husqvarna | 450 FR Rally | | 16 | JTF1901SC | 14 | JTR897 | 51 | JTA897 | 520 | 118 |
| 450 | Husqvarna | 450 FS | Europe | 16-17 | JTF1901SC | 14 | JTR897 | 45 | JTA897 | 520 | 118 |
| 450 | Husqvarna | 450 FS | Europe | 18 | JTF1901SC | 14 | JTR897 | 48 | JTA897 | 520 | 118 |
| 450 | Husqvarna | 450 FX | | 17 | JTF1901SC | 13 | JTR897 | 48 | JTA897 | 520 | 118 |
| 450 | Husqvarna | 450 FX | | 18 | JTF1901SC | 13 | JTR897 | 48 | JTA897 | 520 | 118 |
| 450 | Husqvarna | 450 SMR | | 03-04 | JTF824 | 15 | JTR822 | 45 | JTA822 | 520 | 114 |
| 450 | Husqvarna | 450 SMR | | 05-06 | JTF824 | 15 | JTR822 | 42 | JTA822 | 520 | 114 |
| 450 | Husqvarna | 450 SMR | | 07-09 | JTF824SC | 14 | JTR822 | 42 | JTA822 | 520 | 114 |

| CC | Make | Model | Year | Front Sprocket | T | Rear Sprocket | T | Aluminium Rear Sprocket | Chain Pitch | Chain Length |
|-----|-----------|-------------------|-----------------|----------------|----|---------------|----|-------------------------|-------------|--------------|
| 450 | Husqvarna | 450 SMR | 10 | JTF824 | 15 | JTR822 | 42 | JTA822 | 520 | |
| 450 | Husqvarna | 450 SM (RR) | 08-09 | JTF824SC | 13 | JTR822 | 42 | JTA822 | 520 | 106 |
| 450 | Husqvarna | 450 TC | 02-10 | JTF824SC | 14 | JTR822 | 50 | JTA822 | 520 | 116 |
| 450 | Husqvarna | 450 TE | 02-04 | JTF824 | 15 | JTR822 | 50 | JTA822 | 520 | 116 |
| 450 | Husqvarna | 450 TE | 05 | JTF824SC | 14 | JTR822 | 50 | JTA822 | 520 | 112 |
| 450 | Husqvarna | 450 TE | 06 | JTF824SC | 13 | JTR822 | 50 | JTA822 | 520 | 112 |
| 450 | Husqvarna | 450 TE | 07-10 | JTF824SC | 13 | JTR822 | 47 | JTA822 | 520 | 112 |
| 450 | Husqvarna | 450 TXC | 08-11 | JTF824SC | 13 | JTR822 | 47 | JTA822 | 520 | |
| 500 | Husqvarna | 500 CR | 84-88 | JTF823 | 13 | JTR223 | 52 | | 520 | 116 |
| 500 | Husqvarna | 500 TC/TE | 85-86 | JTF823 | 14 | JTR223 | 48 | | 520 | 116 |
| 500 | Husqvarna | 500 WR | 83-84 | JTF823 | 13 | JTR223 | 48 | | 520 | 114 |
| 501 | Husqvarna | 501 FE | 14-15 | JTF1901SC | 14 | JTR897 | 52 | JTA897 | 520 | 118 |
| 501 | Husqvarna | 501 FE | Europe 16-17 | JTF1901SC | 14 | JTR897 | 50 | JTA897 | 520 | 118 |
| 501 | Husqvarna | 501 FE | Europe 18 | JTF1901SC | 14 | JTR897 | 50 | JTA897 | 520 | 118 |
| 501 | Husqvarna | 501 FE | Australia 16-17 | JTF1901SC | 14 | JTR897 | 50 | JTA897 | 520 | 118 |
| 501 | Husqvarna | 501 FE | Australia 18 | JTF1901SC | 14 | JTR897 | 50 | JTA897 | 520 | 118 |
| 501 | Husqvarna | 501 FE | USA 16 | JTF1901SC | 13 | JTR897 | 50 | JTA897 | 520 | 118 |
| 501 | Husqvarna | 501 FE | USA 17 | JTF1901SC | 14 | JTR897 | 50 | JTA897 | 520 | 118 |
| 501 | Husqvarna | 501 FE | USA 18 | JTF1901SC | 14 | JTR897 | 45 | JTA897 | 520 | 118 |
| 501 | Husqvarna | 501 FE S | USA 16 | JTF1901SC | 15 | JTR897 | 45 | JTA897 | 520 | 118 |
| 510 | Husqvarna | 510 TC/TE | 87-89 | JTF823 | 14 | JTR223 | 48 | | 520 | 116 |
| 510 | Husqvarna | 510 TC | 90-91 | JTF824 | 12 | JTR822 | 48 | JTA822 | 520 | 120 |
| 510 | Husqvarna | 510 TC | 05 | JTF824SC | 14 | JTR822 | 47 | JTA822 | 520 | 114 |
| 510 | Husqvarna | 510 TC | 06 | JTF824SC | 14 | JTR822 | 50 | JTA822 | 520 | 114 |
| 510 | Husqvarna | 510 TC | 07-10 | JTF824SC | 14 | JTR822 | 47 | JTA822 | 520 | 116 |
| 510 | Husqvarna | 510 TE | 90-91 | JTF824 | 17 | JTR822 | 48 | JTA822 | 520 | 120 |
| 510 | Husqvarna | 510 TE | 05-06 | JTF824SC | 14 | JTR822 | 50 | JTA822 | 520 | 116 |
| 510 | Husqvarna | 510 TE | 07-10 | JTF824SC | 13 | JTR822 | 47 | JTA822 | 520 | 116 |
| 510 | Husqvarna | 510 TXC | 09-11 | JTF824SC | 13 | JTR822 | 47 | JTA822 | 520 | 116 |
| 510 | Husqvarna | 510 SM R | 05 | JTF824 | 15 | JTR822 | 42 | JTA822 | 520 | 110 |
| 510 | Husqvarna | 510 SM R | 06-10 | JTF824SC | 14 | JTR822 | 42 | JTA822 | 520 | 110 |
| 511 | Husqvarna | 511 SM R | 11-12 | JTF403 | 15 | | | | 520 | |
| 511 | Husqvarna | 511 TE | 11-12 | JTF403 | 15 | JTR822 | 51 | JTA822 | 520 | 108 |
| 530 | Husqvarna | 530 SM RR | 09 | JTF824 | | JTR822 | | JTA822 | 520 | |
| 570 | Husqvarna | 570 SM (R) | 01-04 | JTF824 | 16 | JTR822 | 48 | JTA822 | 520 | |
| 570 | Husqvarna | 570 TC | 01-03 | JTF824SC | 14 | JTR822 | 52 | JTA822 | 520 | |
| 570 | Husqvarna | 570 TE | 01-04 | JTF824 | 17 | JTR822 | 48 | JTA822 | 520 | |
| 610 | Husqvarna | 610 TC | 91-97 | JTF824 | 12 | JTR822 | 52 | JTA822 | 520 | 120 |
| 610 | Husqvarna | 610 TC | 98 | JTF824SC | 13 | JTR822 | 52 | JTA822 | 520 | 120 |
| 610 | Husqvarna | 610 TC | 99-00 | JTF824SC | 14 | JTR822 | 52 | JTA822 | 520 | 120 |
| 610 | Husqvarna | 610 TE | 91-01 | JTF824 | 17 | JTR822 | 48 | JTA822 | 520 | 120 |
| 610 | Husqvarna | 610 TE (E) Enduro | 99-07 | JTF824 | 15 | JTR822 | 45 | JTA822 | 520 | |
| 610 | Husqvarna | 610 TE | 08-09 | JTF824 | 15 | JTR822 | 45 | JTA822 | 520 | 114 |
| 610 | Husqvarna | 610 SM (E) | 99 | JTF824 | 16 | JTR822 | 45 | JTA822 | 520 | |
| 610 | Husqvarna | 610 SM (S) | 00-08 | JTF824 | 16 | JTR822 | 45 | JTA822 | 520 | 114 |
| 610 | Husqvarna | 610 SM | 08-09 | JTF824 | 15 | JTR822 | 43 | JTA822 | 520 | 112 |
| 630 | Husqvarna | 630 TE | 10-12 | JTF824 | 15 | JTR822 | 42 | JTA822 | 520 | 112 |
| 630 | Husqvarna | 630 SM | 10 | JTF824 | 16 | JTR822 | 38 | JTA822 | 520 | 110 |
| 630 | Husqvarna | 630 SM IE | 10 | JTF824 | 15 | JTR822 | 38 | JTA822 | 520 | 110 |
| 630 | Husqvarna | 630 SMS | 11 | JTF824 | 15 | JTR822 | 38 | JTA822 | 520 | 110 |
| 630 | Husqvarna | 630 SMR | 03-04 | JTF824 | 16 | JTR822 | 45 | JTA822 | 520 | |
| 650 | Husqvarna | 650 TR Terra | 13-14 | JTF402 | 16 | JTR5 | 47 | | 520 | |
| 650 | Husqvarna | 650 TR Strada | 13-14 | JTF402 | 16 | JTR5 | 47 | | 520 | |

Hyosung ATV

| | | | | | | | | | | |
|-----|---------|---------|-------|--|----|--|----|--|-----|--|
| 450 | Hyosung | TE450 S | 09-11 | | 14 | | 44 | | 525 | |
|-----|---------|---------|-------|--|----|--|----|--|-----|--|

Kawasaki Off Road Bikes

| | | | | | | | | | | |
|----|----------|-------------------|-------|--------|----|---------|----|--------|-----|-----|
| 50 | Kawasaki | KDX50 A1-A3,A6F | 03-06 | JTF563 | 13 | JTR1780 | 28 | | 420 | 78 |
| 60 | Kawasaki | KX60 A1,A2,B1-B19 | 83-03 | JTF546 | 13 | JTR464 | 44 | JTA464 | 420 | 104 |

| CC | Make | Model | Year | Front Sprocket | T | Rear Sprocket | T | Aluminium Rear Sprocket | Chain Pitch | Chain Length | |
|-----|----------|---|-------|----------------|---------|---------------|--------|-------------------------|-------------|--------------|-----|
| 65 | Kawasaki | KX65 A1-A2 | 00-01 | JTF546 | 13 | JTR1465 | 46 | JTA1465 | 420 | 108 | |
| 65 | Kawasaki | KX65 A1-A2 >>> 428 Chain Conversion | 00-01 | JTF555 | 13 | JTR1466 | 46 | | 428 | 108 | |
| 65 | Kawasaki | KX65 A3-A6,A6F-A9F,AAF-ADF,AEF,AFF,AGF,AHF,AJF | 02-18 | JTF546 | 13 | JTR1465 | 47 | JTA1465 | 420 | 110 | |
| 65 | Kawasaki | KX65 A3-A6,A6F-A9F,AAF-ADF,AEF,AFF,AGF,AHF,AJF >>> 428 Chain Conversion | 02-18 | JTF555 | 13 | JTR1466 | 47 | | 428 | 110 | |
| 80 | Kawasaki | KD80 M1-M8 | 80-87 | JTF1263 | 14 | JTR802 | 39 | | 428 | 98 | |
| 80 | Kawasaki | KD80 N1-N3 | 88-90 | JTF249 | 15 | | 34 | | 420 | 102 | |
| 80 | Kawasaki | KX80 B1-B2 | 79-80 | JTF546 | 14 | | 48 | | 420 | 112 | |
| 80 | Kawasaki | KX80 D1-D2 | 81-82 | JTF546 | 14 | | 50 | | 420 | 120 | |
| 80 | Kawasaki | KX80 E1 | 83 | JTF546 | 14 | JTR464 | 49 | JTA464 | 420 | 118 | |
| 80 | Kawasaki | KX80 E2 | 84 | JTF546 | 14 | JTR464 | 50 | JTA464 | 420 | 118 | |
| 80 | Kawasaki | KX80 E3 | 85 | JTF546 | 14 | JTR464 | 50 | JTA464 | 420 | 120 | |
| 80 | Kawasaki | KX80 G1-G2,H2 | 86-87 | JTF546 | 13 | JTR461 | 49 | JTA461 | 420 | 120 | |
| 80 | Kawasaki | KX80 G1-G2,H2 >>> 428 Chain Conversion | 86-87 | JTF555 | 13 | JTR462 | 49 | JTA462 | 428 | 120 | |
| 80 | Kawasaki | KX80 J1-J2 | 86-87 | JTF546 | 13 | JTR461 | 54 | JTA461 | 420 | 126 | |
| 80 | Kawasaki | KX80 J1-J2 >>> 428 Chain Conversion | 86-87 | JTF555 | 13 | JTR462 | 54 | JTA462 | 428 | 126 | |
| 80 | Kawasaki | KX80 N1 | 88 | JTF546 | 14 | JTR461 | 53 | JTA461 | 420 | 126 | |
| 80 | Kawasaki | KX80 N2,N3 | 89-90 | JTF546 | 13 | JTR461 | 54 | JTA461 | 420 | 126 | |
| 80 | Kawasaki | KX80 N2,N3 >>> 428 Chain Conversion | 89-90 | JTF555 | 13 | JTR462 | 54 | JTA462 | 428 | 126 | |
| 80 | Kawasaki | KX80 L1 | 88 | JTF546 | 13 | JTR461 | 48 | JTA461 | 420 | 120 | |
| 80 | Kawasaki | KX80 L2 | 89 | JTF546 | 13 | JTR461 | 49 | JTA461 | 420 | 126 | |
| 80 | Kawasaki | KX80 L2 >>> 428 Chain Conversion | 89 | JTF555 | 13 | JTR462 | 49 | JTA462 | 428 | 126 | |
| 80 | Kawasaki | KX80 L3 | 90 | JTF546 | 13 | JTR461 | 49 | JTA461 | 420 | 120 | |
| 80 | Kawasaki | KX80 L3 >>> 428 Chain Conversion | 90 | JTF555 | 13 | JTR462 | 49 | JTA462 | 428 | 120 | |
| 80 | Kawasaki | KX80 R1-R7 | 91-97 | JTF546 | 13 | JTR461 | 49 | JTA461 | 420 | 118 | |
| 80 | Kawasaki | KX80 R1-R7 >>> 428 Chain Conversion | 91-97 | JTF555 | 13 | JTR462 | 49 | JTA462 | 428 | 118 | |
| 80 | Kawasaki | KX80 W1-W2 | 98-99 | JTF546 | 14 | JTR461 | 50 | JTA461 | 420 | 124 | |
| 80 | Kawasaki | KX80 W1-W2 >>> 428 Chain Conversion | 98-99 | JTF555 | 14 | JTR462 | 50 | JTA462 | 428 | 124 | |
| 80 | Kawasaki | KX80 W3 | 00 | JTF546 | 14 | JTR461 | 51 | JTA461 | 420 | 124 | |
| 80 | Kawasaki | KX80 W3 >>> 428 Chain Conversion | 00 | JTF555 | 14 | JTR462 | 51 | JTA462 | 428 | 124 | |
| 80 | Kawasaki | KX80 T1-T7 Big Wheel | 91-97 | JTF546 | 13 | JTR461 | 54 | JTA461 | 420 | 124 | |
| 80 | Kawasaki | KX80 T1-T7 Big Wheel >>> 428 Chain Conversion | 91-97 | JTF555 | 13 | JTR462 | 54 | JTA462 | 428 | 124 | |
| 80 | Kawasaki | KX80 Y1,Y2,Y3 Big Wheel | 98-00 | JTF546 | 13 | JTR461 | 51 | JTA461 | 420 | 130 | |
| 80 | Kawasaki | KX80 Y1-Y3 Big Wheel >>> 428 Chain Conversion | 98-00 | JTF555 | 13 | JTR462 | 51 | JTA462 | 428 | 130 | |
| 85 | Kawasaki | KX85 A1-A5,A6F-A9F,AAF-ADF,CEF,CFE,CGF,CHF,CJF | 01-18 | JTF546 | 14 | JTR461 | 50 | JTA461 | 420 | 120 | |
| 85 | Kawasaki | KX85 A1-ADF,CEF-CJF >>> 428 Chain Conversion | 01-18 | JTF555 | 14 | JTR462 | 50 | JTA462 | 428 | 120 | |
| 85 | Kawasaki | KX85 B1-B5,B6F-BCF,BDF,DEF,DFE,DGF,DHF Big Wheel | 01-17 | JTF546 | 13 | JTR461 | 51 | JTA461 | 420 | 130 | |
| 85 | Kawasaki | KX85 B1-BDF,DEF,DFE,DGF,DHF Big Wheel >>> 428 Chain Conversion | 01-17 | JTF555 | 13 | JTR462 | 51 | JTA462 | 428 | 130 | |
| 90 | Kawasaki | MC90 G | USA | 70-75 | JTF1263 | 15 | JTR802 | 37 | | 428 | 106 |
| 100 | Kawasaki | G 3,4,5 | USA | 70-75 | JTF1263 | 14 | JTR802 | 42 | | 428 | 106 |
| 100 | Kawasaki | KD100 M1-M4 | USA | 76-79 | JTF1263 | 14 | JTR802 | 36 | | 428 | 96 |
| 100 | Kawasaki | KX100 J2,N1 | | 87-88 | JTF546 | 14 | JTR461 | 53 | JTA461 | 420 | 126 |
| 100 | Kawasaki | KX100 A1-A2 | | 89-90 | JTF546 | 13 | JTR461 | 52 | JTA461 | 420 | 126 |
| 100 | Kawasaki | KX100 B1-B6 | | 91-96 | JTF546 | 13 | JTR461 | 54 | JTA461 | 420 | 124 |
| 100 | Kawasaki | KX100 B1-B6 >>> 428 Chain Conversion | | 91-96 | JTF555 | 13 | JTR462 | 54 | JTA462 | 428 | 124 |
| 100 | Kawasaki | KX100 B7 | | 97 | JTF546 | 13 | JTR461 | 52 | JTA461 | 420 | 124 |
| 100 | Kawasaki | KX100 B7 >>> 428 Chain Conversion | | 97 | JTF555 | 13 | JTR462 | 52 | JTA462 | 428 | 124 |
| 100 | Kawasaki | KX100 B7 | USA | 97 | JTF546 | 13 | JTR461 | 54 | JTA461 | 420 | 124 |
| 100 | Kawasaki | KX100 B7 >>> 428 Chain Conversion | USA | 97 | JTF555 | 13 | JTR462 | 54 | JTA462 | 428 | 124 |
| 100 | Kawasaki | KX100 C1 | | 98 | JTF546 | 13 | JTR461 | 51 | JTA461 | 420 | 124 |
| 100 | Kawasaki | KX100 C1 >>> 428 Chain Conversion | | 98 | JTF555 | 13 | JTR462 | 51 | JTA462 | 428 | 124 |
| 100 | Kawasaki | KX100 C2 | | 99 | JTF546 | 14 | JTR461 | 49 | JTA461 | 420 | 124 |
| 100 | Kawasaki | KX100 C2 >>> 428 Chain Conversion | | 99 | JTF555 | 14 | JTR462 | 49 | JTA462 | 428 | 124 |
| 100 | Kawasaki | KX100 C2 | USA | 99 | JTF546 | 13 | JTR461 | 51 | JTA461 | 420 | 124 |
| 100 | Kawasaki | KX100 C2 >>> 428 Chain Conversion | USA | 99 | JTF555 | 13 | JTR462 | 51 | JTA462 | 428 | 124 |
| 100 | Kawasaki | KX100 C3,D1-D9F,DBF-DDF,FEF,FFF,FGF,FHF,FJF | | 00-18 | JTF546 | 13 | JTR461 | 51 | JTA461 | 420 | 124 |
| 100 | Kawasaki | KX100 C3,D1-D9F,DBF-DDF,FEF,FFF,FGF,FHF,FJF >>> 428 Chain Conversion | | 00-18 | JTF555 | 13 | JTR462 | 51 | JTA462 | 428 | 124 |

| CC | Make | Model | Year | Front Sprocket | T | Rear Sprocket | T | Aluminium Rear Sprocket | Chain Pitch | Chain Length |
|-----|----------|---|-------|----------------|----|---------------|----|-------------------------|-------------|--------------|
| 110 | Kawasaki | KLX110 A1 | 02 | JTF249 | 14 | JTR801 | 37 | | 420 | 88 |
| 110 | Kawasaki | KLX110 A2,A3,A4,A6F,A7F,A8F,A9F | 03-09 | JTF249 | 14 | JTR801 | 33 | | 420 | 86 |
| 110 | Kawasaki | KLX110 CAF,CBF,CCF,CDF,CEF,CFF,CGF,CHF,CJF | 10-18 | JTF249 | 13 | JTR801 | 38 | | 420 | 90 |
| 110 | Kawasaki | KLX110 L DAF,DBF,DCF,DDF,DEF,DFE,DGF,DHF,DJF | 10-18 | JTF249 | 13 | JTR801 | 38 | | 420 | 90 |
| 125 | Kawasaki | KX125 A3-A5 | 77-79 | JTF418 | 14 | | 60 | | 428 | 118 |
| 125 | Kawasaki | KX125 A6 | 80 | JTF422 | 12 | JTR460 | 52 | JTA460 | 520 | 118 |
| 125 | Kawasaki | KX125 A7 | 81 | JTF422 | 12 | JTR460 | 53 | JTA460 | 520 | 118 |
| 125 | Kawasaki | KX125 B1 | 82 | JTF422 | 12 | JTR460 | 51 | JTA460 | 520 | 114 |
| 125 | Kawasaki | KX125 B2 | 83 | JTF422 | 12 | JTR460 | 50 | JTA460 | 520 | 114 |
| 125 | Kawasaki | KX125 C1 | 84 | JTF422 | 12 | JTR460 | 50 | JTA460 | 520 | 112 |
| 125 | Kawasaki | KX125 D1 | 85 | JTF422 | 12 | JTR460 | 47 | JTA460 | 520 | 110 |
| 125 | Kawasaki | KX125 E1,E2,F1,G1 | 86-89 | JTF422 | 12 | JTR460 | 47 | JTA460 | 520 | 112 |
| 125 | Kawasaki | KX125 H1-H2 | 90-91 | JTF422 | 12 | JTR460 | 48 | JTA460 | 520 | 112 |
| 125 | Kawasaki | KX125 J1-J2 | 92-93 | JTF422 | 12 | JTR460 | 49 | JTA460 | 520 | 112 |
| 125 | Kawasaki | KX125 K1-K2 | 94-95 | JTF1445SC | 12 | JTR460 | 49 | JTA460 | 520 | 110 |
| 125 | Kawasaki | KX125 K3-K4 | 96-97 | JTF1445SC | 13 | JTR460 | 50 | JTA460 | 520 | 112 |
| 125 | Kawasaki | KX125 K5 | 98 | JTF1445SC | 12 | JTR460 | 48 | JTA460 | 520 | 112 |
| 125 | Kawasaki | KX125 L1 | 99 | JTF1445SC | 12 | JTR460 | 47 | JTA460 | 520 | 110 |
| 125 | Kawasaki | KX125 L2-L4 | 00-02 | JTF1445SC | 12 | JTR460 | 49 | JTA460 | 520 | 110 |
| 125 | Kawasaki | KX125 M1 | 03 | JTF1445SC | 13 | JTR460 | 51 | JTA460 | 520 | 110 |
| 125 | Kawasaki | KX125 M2,M3,M6F,M7F,M8F | 04-08 | JTF1445SC | 13 | JTR460 | 51 | JTA460 | 520 | 114 |
| 140 | Kawasaki | KLX140 A8F,A9F,AAF,ABF,ACF,ADF,AEF,AFF,AGF,AHF,AJF | 08-18 | JTF1501 | 14 | JTR462 | 50 | JTA462 | 428 | 122 |
| 140 | Kawasaki | KLX140G CHF,CJF | 17-18 | JTF1501 | 13 | | 57 | | 428 | 134 |
| 140 | Kawasaki | KLX140L B8F,B9F,BAF,BBF,BCF,BDF,BEF,BFF,BGF,BHF,BJF | 08-18 | JTF1501 | 13 | JTR462 | 51 | JTA462 | 428 | 126 |
| 150 | Kawasaki | KLX150L EEF | 14-15 | JTF273 | 14 | JTR1466 | 47 | | 428 | |
| 175 | Kawasaki | KDX175 A1-A3,B1 | 79-82 | JTF422 | 13 | JTR460 | 52 | JTA460 | 520 | 118 |
| 175 | Kawasaki | KDX175 | | JTF422 | 12 | JTR460 | 50 | JTA460 | 520 | 118 |
| 200 | Kawasaki | KDX200 A1 | 83 | JTF422 | 13 | JTR460 | 48 | JTA460 | 520 | 112 |
| 200 | Kawasaki | KDX200 A2-A3,B1-B3,C1-C3,D1-D2 | 84-88 | JTF569 | 13 | JTR460 | 48 | JTA460 | 520 | 112 |
| 200 | Kawasaki | KDX200 E1-E6 | 89-94 | JTF569 | 13 | JTR460 | 47 | JTA460 | 520 | 110 |
| 200 | Kawasaki | KDX200 H1-H11,H6F | 95-06 | JTF569 | 13 | JTR460 | 47 | JTA460 | 520 | 108 |
| 200 | Kawasaki | KDX200 SR F1,F2,F3 | 89-91 | JTF569 | 14 | JTR460 | 45 | JTA460 | 520 | 112 |
| 200 | Kawasaki | KDX200 SR F2,G3,G4,G5 | | JTF569 | 14 | JTR460 | 45 | JTA460 | 520 | 110 |
| 220 | Kawasaki | KDX220 R A4-A12 | 97-05 | JTF569 | 13 | JTR460 | 47 | JTA460 | 520 | 108 |
| 250 | Kawasaki | KDX250 B1 | 82 | JTF507 | 14 | | 50 | | 520 | 110 |
| 250 | Kawasaki | KDX250 B2 | 83 | JTF507 | 14 | | 52 | | 520 | 116 |
| 250 | Kawasaki | KDX250 B3,C1,C2,C3 | 83-85 | JTF507 | 14 | JTR460 | 50 | JTA460 | 520 | 118 |
| 250 | Kawasaki | KDX250 SR F1 | | JTF569 | 13 | JTR460 | 45 | JTA460 | 520 | 110 |
| 250 | Kawasaki | KDX250 SR F1,F2,F3 | | JTF569 | 14 | JTR460 | 45 | JTA460 | 520 | 110 |
| 250 | Kawasaki | KDX250 D1-D4,E1-E4 | 91-94 | JTF569 | 14 | JTR460 | 48 | JTA460 | 520 | 112 |
| 250 | Kawasaki | KX250 A5 | 79 | JTF507 | 14 | | 50 | | 520 | 114 |
| 250 | Kawasaki | KX250 A6 | 80 | JTF507 | 14 | | 50 | | 520 | 118 |
| 250 | Kawasaki | KX250 A7 | 81 | JTF507 | 14 | | 48 | | 520 | 118 |
| 250 | Kawasaki | KX250 B1 | 82 | JTF507 | 14 | JTR460 | 48 | JTA460 | 520 | 114 |
| 250 | Kawasaki | KX250 C1-C2 | 83-84 | JTF507 | 14 | JTR460 | 50 | JTA460 | 520 | 114 |
| 250 | Kawasaki | KX250 D1 | 85 | JTF507 | 14 | JTR460 | 50 | JTA460 | 520 | 112 |
| 250 | Kawasaki | KX250 D2 | 86 | JTF507 | 14 | JTR460 | 48 | JTA460 | 520 | 114 |
| 250 | Kawasaki | KX250 E1,F1,G1 | 87-89 | JTF569 | 14 | JTR460 | 47 | JTA460 | 520 | 114 |
| 250 | Kawasaki | KX250 H1-H2 | 90-91 | JTF569 | 14 | JTR460 | 48 | JTA460 | 520 | 114 |
| 250 | Kawasaki | KX250 J1-J2 | 92-93 | JTF569 | 14 | JTR460 | 49 | JTA460 | 520 | 114 |
| 250 | Kawasaki | KX250 K1-K3 | 94-96 | JTF569 | 14 | JTR460 | 49 | JTA460 | 520 | 112 |
| 250 | Kawasaki | KX250 K4-K5 | 97-98 | JTF569 | 13 | JTR460 | 49 | JTA460 | 520 | 114 |
| 250 | Kawasaki | KX250 L1-L3 | 99-01 | JTF565SC | 14 | JTR460 | 49 | JTA460 | 520 | 114 |
| 250 | Kawasaki | KX250 L4,M1-M3 | 02-05 | JTF565SC | 13 | JTR460 | 49 | JTA460 | 520 | 114 |
| 250 | Kawasaki | KX250 R1 | | JTF565SC | 13 | JTR460 | 51 | JTA460 | 520 | 116 |
| 250 | Kawasaki | KX250 R6F,R7F,R8F | 06-08 | JTF565SC | 13 | JTR460 | 51 | JTA460 | 520 | 116 |
| 250 | Kawasaki | KX250 F N1,N2 | 04-05 | JTF430 | 13 | JTR460 | 48 | JTA460 | 520 | 114 |
| 250 | Kawasaki | KX250 F T6F,T7F,T8F,W9F,XAFB | 06-10 | JTF1446SC | 13 | JTR460 | 48 | JTA460 | 520 | 112 |
| 250 | Kawasaki | KX250 F YBF,YCF,ZDF,ZEF,ZFF,ZGF,AHF,AJF | 11-18 | JTF1446SC | 13 | JTR460 | 50 | JTA460 | 520 | 114 |

| CC | Make | Model | Year | Front Sprocket | T | Rear Sprocket | T | Aluminium Rear Sprocket | Chain Pitch | Chain Length |
|-----|----------|--|--------|----------------|----|---------------|----|-------------------------|-------------|--------------|
| 400 | Kawasaki | KDX400 A1 | USA 79 | JTF507 | 15 | | 48 | | 520 | 110 |
| 400 | Kawasaki | KDX400 A2 | USA 80 | JTF507 | 15 | | 50 | | 520 | 112 |
| 420 | Kawasaki | KX420 A1-A2 | 80-81 | JTF507 | 14 | | 48 | | 520 | 118 |
| 420 | Kawasaki | KDX420 B1 | 81 | JTF507 | 15 | | 50 | | 520 | 120 |
| 450 | Kawasaki | KDX450 A1 | 82 | JTF507 | 15 | | 50 | | 520 | 120 |
| 450 | Kawasaki | KX450 F D6F,D7F,D8F,E9F,EA,F,EBF,FCF,FD,F,FEF,FFF,HGF,HHF,HJF | 06-18 | JTF1565SC | 13 | JTR460 | 50 | JTA460 | 520 | 114 |
| 500 | Kawasaki | KX500 A1 | 83 | JTF507 | 14 | JTR460 | 43 | JTA460 | 520 | 112 |
| 500 | Kawasaki | KX500 A2,B1 | 84-85 | JTF507 | 14 | JTR460 | 46 | JTA460 | 520 | 112 |
| 500 | Kawasaki | KX500 B2 | 86 | JTF507 | 14 | JTR460 | 48 | JTA460 | 520 | 114 |
| 500 | Kawasaki | KX500 C1,D1,E1-E16 | 87-04 | JTF569 | 14 | JTR460 | 47 | JTA460 | 520 | 114 |

Kawasaki Three Wheels

| | | | | | | | | | | |
|-----|----------|-------------------------|-------|---------|----|---------|----|--------|-----|-----|
| 110 | Kawasaki | KLT110 A1-A3 | 84-86 | JTF1501 | 12 | | 50 | | 428 | 100 |
| 200 | Kawasaki | KLT200 A1,A2,A3 | 80-82 | JTF507 | 13 | | 50 | | 520 | 98 |
| 200 | Kawasaki | KLT200 A4,A4A,B1,C1,C2 | 83-84 | JTF507 | 13 | JTR1411 | 50 | | 520 | 98 |
| 250 | Kawasaki | KLT250 A1,A2 | 82-83 | JTF507 | 13 | JTR1411 | 50 | | 520 | 98 |
| 250 | Kawasaki | KLT250 C1,C2,C3 Prairie | 83-85 | JTF507 | 13 | JTR1411 | 50 | | 520 | 98 |
| 250 | Kawasaki | KLT250 P1 Police | 84 | JTF507 | 13 | JTR1411 | 50 | | 520 | 98 |
| 250 | Kawasaki | KXT250 A1,A2 Tecate | 84-85 | JTF507 | 13 | JTR1478 | 42 | JTA478 | 520 | 90 |
| 250 | Kawasaki | KXT250 B1 Tecate | 86 | JTF507 | 13 | JTR1412 | 37 | | 520 | 94 |
| 250 | Kawasaki | KXT250 B2 Tecate | 87 | JTF1502 | 13 | JTR1412 | 37 | | 520 | 94 |

Kawasaki Four Wheels

| | | | | | | | | | | |
|-----|----------|---|-------|---------|----|---------|----|--|-----|-----|
| 50 | Kawasaki | KSF50 A1-A3,A6F (KFX50) | 03-06 | JTF562 | 10 | | 37 | | 420 | 78 |
| 80 | Kawasaki | KSF80 A1-A3,A6F (KFX80) | 03-06 | JTF1407 | 10 | JTR1795 | 22 | | 520 | 36 |
| 90 | Kawasaki | KSF90 A7F,A8F,A9S,AAF,ABF,ACF,ADF,AEF (KFX90) | 07-14 | | | | | | | |
| 110 | Kawasaki | KLF110 A1,A2,B1,B2 Mojave | 87-88 | JTF1501 | 12 | JTR1410 | 50 | | 428 | 100 |
| 250 | Kawasaki | KSF250 A1-A18 Mojave | 87-04 | JTF1503 | 12 | JTR1414 | 43 | | 520 | 90 |
| 250 | Kawasaki | KXF250 A1,A2 Tecate | 87-88 | JTF569 | 13 | JTR1413 | 39 | | 520 | 96 |
| 300 | Kawasaki | KEF 300 A1-A6,B1-B3 Lakota | 95-03 | JTF1503 | 12 | JTR1414 | 43 | | 520 | 100 |
| 400 | Kawasaki | KSF400 A1-A3,A6F (KFX400) | 03-06 | JTF1401 | 14 | JTR1826 | 40 | | 520 | 112 |
| 450 | Kawasaki | KSF450 B8,B9F,BAF,BBF,BCS,BDF,BEF (KFX450 R) | 08-14 | JTF1536 | 14 | JTR1415 | 38 | | 520 | 94 |

Kreidler ATV

| | | | | | | | | | | |
|-----|----------|---------------------|-------|--------|----|--------|----|--------|-----|----|
| 170 | Kreidler | 170 Mustang Utility | 04-06 | JTF270 | 14 | JTR853 | 40 | JTA853 | 520 | 94 |
|-----|----------|---------------------|-------|--------|----|--------|----|--------|-----|----|

KTM Off Road Bikes

| | | | | | | | | | | |
|-----|-----|----------------|--------------|-----------|----|--------|----|--------|-----|-----|
| 60 | KTM | 60 SX | 98-01 | JTF1906 | 12 | JTR894 | 46 | JTA894 | 420 | |
| 65 | KTM | 65 SX | 98-02 | JTF1906 | 12 | JTR894 | 46 | JTA894 | 420 | 112 |
| 65 | KTM | 65 SX | 03 | JTF1906 | 12 | JTR894 | 50 | JTA894 | 420 | 112 |
| 65 | KTM | 65 SX | 04-11 | JTF1906 | 14 | JTR894 | 50 | JTA894 | 420 | 112 |
| 65 | KTM | 65 SX | 12-18 | JTF1906 | 14 | JTR894 | 48 | JTA894 | 420 | 112 |
| 85 | KTM | 85 SX | 04-17 | JTF1907 | 14 | JTR895 | 46 | JTA895 | 428 | 124 |
| 85 | KTM | 85 SX | 18 | JTF1905 | 13 | JTR895 | 46 | JTA895 | 428 | 124 |
| 85 | KTM | 85 SX (LW) | 04-17 | JTF1907 | 14 | JTR895 | 49 | JTA895 | 428 | 122 |
| 85 | KTM | 85 SX (LW) | 18 | JTF1905 | 13 | JTR895 | 49 | JTA895 | 428 | 122 |
| 85 | KTM | 85 XC | 08-09 | JTF1907 | 14 | JTR895 | 46 | JTA895 | 428 | 124 |
| 105 | KTM | 105 SX | 07-11 | JTF1907 | 14 | JTR895 | 49 | JTA895 | 428 | 118 |
| 105 | KTM | 105 XC | 08-09 | JTF1907 | 14 | JTR895 | 49 | JTA895 | 428 | 118 |
| 125 | KTM | 125 Enduro | 86-87 | JTF1901SC | 13 | JTR896 | 52 | JTA896 | 520 | 114 |
| 125 | KTM | 125 Enduro | 88 | JTF1901SC | 13 | JTR896 | 50 | JTA896 | 520 | 112 |
| 125 | KTM | 125 Enduro | 89 | JTF1901SC | 13 | JTR896 | 48 | JTA896 | 520 | 110 |
| 125 | KTM | 125 Enduro | 90 | JTF1901SC | 13 | JTR896 | 50 | JTA896 | 520 | 112 |
| 125 | KTM | 125 Enduro | 91-94 | JTF1901SC | 13 | JTR897 | 48 | JTA897 | 520 | 110 |
| 125 | KTM | 125 EXC Enduro | 95-97 | JTF1901SC | 13 | JTR897 | 48 | JTA897 | 520 | 118 |
| 125 | KTM | 125 EXC Enduro | 98-99 | JTF1901SC | 13 | JTR897 | 50 | JTA897 | 520 | 118 |
| 125 | KTM | 125 EXC Enduro | USA 00-03 | JTF1901SC | 13 | JTR897 | 50 | JTA897 | 520 | 118 |
| 125 | KTM | 125 EXC Enduro | Europe 00 | JTF1901SC | 14 | JTR897 | 38 | JTA897 | 520 | 118 |
| 125 | KTM | 125 EXC Enduro | Europe 01-02 | JTF1901SC | 14 | JTR897 | 42 | JTA897 | 520 | 118 |
| 125 | KTM | 125 EXC Enduro | Europe 03 | JTF1901SC | 14 | JTR897 | 42 | JTA897 | 520 | 118 |

| CC | Make | Model | Year | Front Sprocket | T | Rear Sprocket | T | Aluminium Rear Sprocket | Chain Pitch | Chain Length |
|-----|------|-------------------------|-----------------|----------------|----|---------------|----|-------------------------|-------------|--------------|
| 125 | KTM | 125 EXC Enduro | Europe 04-11 | JTF1901SC | 14 | JTR897 | 42 | JTA897 | 520 | 118 |
| 125 | KTM | 125 EXC Enduro | Europe 12-16 | JTF1901SC | 14 | JTR897 | 50 | JTA897 | 520 | 118 |
| 125 | KTM | 125 EXC Factory Edition | 10 | JTF1901SC | | JTR897 | | JTA897 | 520 | |
| 125 | KTM | 125 EXC Six Days | 07 | JTF1901SC | 14 | JTR897 | 42 | JTA897 | 520 | 118 |
| 125 | KTM | 125 EXC Six Days | 08 | JTF1901SC | 13 | JTR897 | 50 | JTA897 | 520 | 118 |
| 125 | KTM | 125 EXC Six Days | 09-11 | JTF1901SC | 14 | JTR897 | 42 | JTA897 | 520 | 118 |
| 125 | KTM | 125 EXC Six Days | 12-17 | JTF1901SC | 14 | JTR897 | 50 | JTA897 | 520 | 118 |
| 125 | KTM | 125 EXE Enduro | 00-01 | JTF1901SC | | JTR897 | | JTA897 | 520 | 108 |
| 125 | KTM | 125 LC2 Enduro | 97-98 | JTF1901SC | 13 | JTR897 | 48 | JTA897 | 520 | 118 |
| 125 | KTM | 125 MX | 88-89 | JTF1901SC | 13 | JTR896 | 50 | JTA896 | 520 | 112 |
| 125 | KTM | 125 MX | 90 | JTF1901SC | 13 | JTR896 | 52 | JTA896 | 520 | 114 |
| 125 | KTM | 125 MX | 91-95 | JTF1901SC | 13 | JTR897 | 50 | JTA897 | 520 | 112 |
| 125 | KTM | 125 MXC Enduro | 01-02 | JTF1901SC | | JTR897 | | JTA897 | 520 | 118 |
| 125 | KTM | 125 SX Motocross | 95-18 | JTF1901SC | 13 | JTR897 | 50 | JTA897 | 520 | 118 |
| 125 | KTM | 125 SXS | 01-02 | JTF1901SC | | JTR897 | | JTA897 | 520 | |
| 125 | KTM | 125 Super Moto | 01 | JTF1901SC | | JTR897 | | JTA897 | 520 | 106 |
| 125 | KTM | 125 XC-W | 17-18 | JTF1901SC | 13 | JTR897 | 50 | JTA897 | 520 | 118 |
| 144 | KTM | 144 SX | 08 | JTF1901SC | 14 | JTR897 | 50 | JTA897 | 520 | 118 |
| 150 | KTM | 150 SX Motocross | 08-14 | JTF1901SC | 14 | JTR897 | 50 | JTA897 | 520 | 120 |
| 150 | KTM | 150 SX Motocross | 13-17 | JTF1901SC | 13 | JTR897 | 48 | JTA897 | 520 | 120 |
| 150 | KTM | 150 SX Motocross | 18 | JTF1901SC | 13 | JTR897 | 48 | JTA897 | 520 | 120 |
| 150 | KTM | 150 XC | USA 10-15 | JTF1901SC | 13 | JTR897 | 50 | JTA897 | 520 | 118 |
| 150 | KTM | 150 XC | 16 | JTF1901SC | 13 | JTR897 | 50 | JTA897 | 520 | 118 |
| 150 | KTM | 150 XC-W | 17-18 | JTF1901SC | 13 | JTR897 | 50 | JTA897 | 520 | 118 |
| 200 | KTM | 200 EXC Enduro | 98-99 | JTF1901SC | 14 | JTR897 | 50 | JTA897 | 520 | 118 |
| 200 | KTM | 200 EXC Enduro | USA 00-05 | JTF1901SC | 14 | JTR897 | 48 | JTA897 | 520 | 118 |
| 200 | KTM | 200 EXC Enduro | Europe 00-11 | JTF1901SC | 14 | JTR897 | 42 | JTA897 | 520 | 118 |
| 200 | KTM | 200 EXC Enduro | Europe 12-16 | JTF1901SC | 14 | JTR897 | 45 | JTA897 | 520 | 118 |
| 200 | KTM | 200 EXC Enduro | Australia 00-11 | JTF1901SC | 14 | JTR897 | 42 | JTA897 | 520 | 118 |
| 200 | KTM | 200 EXC Enduro | Australia 12-16 | JTF1901SC | 14 | JTR897 | 45 | JTA897 | 520 | 118 |
| 200 | KTM | 200 EXC Factory Edition | 10 | JTF1901SC | | JTR897 | | JTA897 | 520 | 118 |
| 200 | KTM | 200 EXC Enduro | Australia 00-03 | JTF1901SC | 14 | JTR897 | 45 | JTA897 | 520 | 118 |
| 200 | KTM | 200 MXC Enduro | USA 98 | JTF1901SC | 14 | JTR897 | 50 | JTA897 | 520 | 118 |
| 200 | KTM | 200 MXC Enduro | USA 99-04 | JTF1901SC | 14 | JTR897 | 48 | JTA897 | 520 | 118 |
| 200 | KTM | 200 SX | 02 | JTF1901SC | 14 | JTR897 | 45 | JTA897 | 520 | 118 |
| 200 | KTM | 200 SX | 03-06 | JTF1901SC | 14 | JTR897 | 45 | JTA897 | 520 | 112 |
| 200 | KTM | 200 XC | 06-10 | JTF1901SC | 14 | JTR897 | 48 | JTA897 | 520 | 118 |
| 200 | KTM | 200 XC-W | 06-16 | JTF1901SC | 14 | JTR897 | 48 | JTA897 | 520 | 118 |
| 250 | KTM | 250 Enduro | 81-87 | JTF1901SC | 13 | JTR896 | 52 | JTA896 | 520 | 114 |
| 250 | KTM | 250 Enduro | 88 | JTF1901SC | 13 | JTR896 | 50 | JTA896 | 520 | 114 |
| 250 | KTM | 250 Enduro | 89 | JTF1901SC | 13 | JTR896 | 52 | JTA896 | 520 | 116 |
| 250 | KTM | 250 Enduro | 90 | JTF1901SC | 13 | JTR897 | 50 | JTA897 | 520 | 116 |
| 250 | KTM | 250 EXC Enduro | 91-94 | JTF1901SC | 14 | JTR897 | 50 | JTA897 | 520 | 116 |
| 250 | KTM | 250 EXC Enduro | 95 | JTF1901SC | 13 | JTR897 | 50 | JTA897 | 520 | 118 |
| 250 | KTM | 250 EXC Enduro | 96-98 | JTF1901SC | 14 | JTR897 | 50 | JTA897 | 520 | 118 |
| 250 | KTM | 250 EXC Enduro | 99 | JTF1901SC | 14 | JTR897 | 50 | JTA897 | 520 | 118 |
| 250 | KTM | 250 EXC Enduro | Australia 00-03 | JTF1901SC | 14 | JTR897 | 50 | JTA897 | 520 | 118 |
| 250 | KTM | 250 EXC Enduro | Australia 10 | JTF1901SC | 13 | JTR897 | 40 | JTA897 | 520 | 118 |
| 250 | KTM | 250 EXC Enduro | Australia 12-17 | JTF1901SC | 14 | JTR897 | 50 | JTA897 | 520 | 118 |
| 250 | KTM | 250 EXC Enduro | Australia 18 | JTF1901SC | 14 | JTR897 | 50 | JTA897 | 520 | 118 |
| 250 | KTM | 250 EXC Enduro | Japan 00-03 | JTF1901SC | 14 | JTR897 | 50 | JTA897 | 520 | 118 |
| 250 | KTM | 250 EXC Enduro | USA 00-04 | JTF1901SC | 14 | JTR897 | 52 | JTA897 | 520 | 118 |
| 250 | KTM | 250 EXC Enduro | USA 05 | JTF1901SC | 13 | JTR897 | 50 | JTA897 | 520 | 118 |
| 250 | KTM | 250 EXC Enduro | Europe 00-03 | JTF1901SC | 15 | JTR897 | 48 | JTA897 | 520 | 118 |
| 250 | KTM | 250 EXC Enduro | Europe 05-11 | JTF1901SC | 13 | JTR897 | 40 | JTA897 | 520 | 118 |
| 250 | KTM | 250 EXC Enduro | Europe 12-17 | JTF1901SC | 14 | JTR897 | 50 | JTA897 | 520 | 118 |
| 250 | KTM | 250 EXC Enduro TPI | Europe 18 | JTF1901SC | 14 | JTR897 | 50 | JTA897 | 520 | 118 |
| 250 | KTM | 250 EXC Racing | 02 | JTF1901SC | 14 | JTR897 | 48 | JTA897 | 520 | 118 |
| 250 | KTM | 250 EXC Racing | 03 | JTF1901SC | 14 | JTR897 | 45 | JTA897 | 520 | 118 |

| CC | Make | Model | Year | Front Sprocket | T | Rear Sprocket | T | Aluminium Rear Sprocket | Chain Pitch | Chain Length |
|-----|------|---------------------------|-------|----------------|----|---------------|----|-------------------------|-------------|--------------|
| 250 | KTM | 250 EXC Racing | 04-06 | JTF1901SC | 15 | JTR897 | 45 | JTA897 | 520 | 118 |
| 250 | KTM | 250 EXC Racing USA | 06 | JTF1901SC | 13 | JTR897 | 52 | JTA897 | 520 | 118 |
| 250 | KTM | 250 EXC Factory Edition | 10 | JTF1901SC | | JTR897 | | JTA897 | 520 | |
| 250 | KTM | 250 EXC Six Days | 10-11 | JTF1901SC | 13 | JTR897 | 40 | JTA897 | 520 | 118 |
| 250 | KTM | 250 EXC Six Days | 12-17 | JTF1901SC | 14 | JTR897 | 50 | JTA897 | 520 | 118 |
| 250 | KTM | 250 EXC Six Days TPI | 18 | JTF1901SC | 14 | JTR897 | 50 | JTA897 | 520 | 118 |
| 250 | KTM | 250 EXC-F Enduro | 07-11 | JTF1901SC | 14 | JTR897 | 38 | JTA897 | 520 | 118 |
| 250 | KTM | 250 EXC-F Enduro | 12-13 | JTF1901SC | 14 | JTR897 | 50 | JTA897 | 520 | 118 |
| 250 | KTM | 250 EXC-F Enduro | 14-18 | JTF1901SC | 14 | JTR897 | 52 | JTA897 | 520 | 118 |
| 250 | KTM | 250 EXC-F Enduro Brazil | 15-18 | JTF1901SC | 13 | JTR897 | 52 | JTA897 | 520 | 118 |
| 250 | KTM | 250 EXC-F Factory Edition | 10 | JTF1901SC | | JTR897 | | JTA897 | 520 | |
| 250 | KTM | 250 EXC-F Six Days Europe | 10-11 | JTF1901SC | 14 | JTR897 | 38 | JTA897 | 520 | 118 |
| 250 | KTM | 250 EXC-F Six Days Europe | 12-13 | JTF1901SC | 14 | JTR897 | 50 | JTA897 | 520 | 118 |
| 250 | KTM | 250 EXC-F Six Days | 14-18 | JTF1901SC | 14 | JTR897 | 52 | JTA897 | 520 | 118 |
| 250 | KTM | 250 MX | 83-87 | JTF1901SC | 13 | JTR896 | 52 | JTA896 | 520 | 114 |
| 250 | KTM | 250 MX | 88 | JTF1901SC | 13 | JTR896 | 50 | JTA896 | 520 | 114 |
| 250 | KTM | 250 MX | 89 | JTF1901SC | 13 | JTR896 | 52 | JTA896 | 520 | 116 |
| 250 | KTM | 250 MX | 90-95 | JTF1901SC | 13 | JTR897 | 50 | JTA897 | 520 | 114 |
| 250 | KTM | 250 MXC Motocross | 98-01 | JTF1901SC | 14 | JTR897 | 52 | JTA897 | 520 | 118 |
| 250 | KTM | 250 SX Motocross | 95 | JTF1901SC | 13 | JTR897 | 50 | JTA897 | 520 | 118 |
| 250 | KTM | 250 SX Motocross | 97-03 | JTF1901SC | 14 | JTR897 | 50 | JTA897 | 520 | 118 |
| 250 | KTM | 250 SX Motocross | 04-16 | JTF1901SC | 13 | JTR897 | 48 | JTA897 | 520 | 116 |
| 250 | KTM | 250 SX Motocross | 17-18 | JTF1901SC | 14 | JTR897 | 50 | JTA897 | 520 | 116 |
| 250 | KTM | 250 SX-F Racing | 06-12 | JTF1901SC | 13 | JTR897 | 48 | JTA897 | 520 | 116 |
| 250 | KTM | 250 SX-F Racing | 13-14 | JTF1901SC | 13 | JTR897 | 50 | JTA897 | 520 | 118 |
| 250 | KTM | 250 SX-F Racing | 15-18 | JTF1901SC | 14 | JTR897 | 51 | JTA897 | 520 | 118 |
| 250 | KTM | 250 SX-F Factory Edition | 17 | JTF1901SC | 13 | JTR897 | 50 | JTA897 | 520 | 118 |
| 250 | KTM | 250 SXS | 01 | JTF1901SC | | JTR897 | | JTA897 | 520 | |
| 250 | KTM | 250 XC | 07-14 | JTF1901SC | 14 | JTR897 | 50 | JTA897 | 520 | 114 |
| 250 | KTM | 250 XC | 15-18 | JTF1901SC | 13 | JTR897 | 50 | JTA897 | 520 | 114 |
| 250 | KTM | 250 XC-F | 07-11 | JTF1901SC | 13 | JTR897 | 48 | JTA897 | 520 | 118 |
| 250 | KTM | 250 XC-F | 12-18 | JTF1901SC | 13 | JTR897 | 50 | JTA897 | 520 | 118 |
| 250 | KTM | 250 XC-W | 10-16 | JTF1901SC | 13 | JTR897 | 50 | JTA897 | 520 | 118 |
| 250 | KTM | 250 XC-W | 17 | JTF1901SC | 13 | JTR897 | 50 | JTA897 | 520 | 118 |
| 250 | KTM | 250 XC-W | 18 | JTF1901SC | 13 | JTR897 | 50 | JTA897 | 520 | 118 |
| 250 | KTM | 250 XC-W TPI | 18 | JTF1901SC | 13 | JTR897 | 50 | JTA897 | 520 | 118 |
| 250 | KTM | 250 XCF-W | 10-11 | JTF1901SC | 13 | JTR897 | 52 | JTA897 | 520 | 118 |
| 250 | KTM | 250 XCF-W | 12-15 | JTF1901SC | 13 | JTR897 | 50 | JTA897 | 520 | 118 |
| 250 | KTM | 250 XCF-W | 16 | JTF1901SC | 13 | JTR897 | 52 | JTA897 | 520 | 118 |
| 250 | KTM | 250 XCF-W Six Days | 11 | JTF1901SC | 13 | JTR897 | 52 | JTA897 | 520 | 118 |
| 250 | KTM | 250 XCW-E | 08-09 | JTF1901SC | 13 | JTR897 | 50 | JTA897 | 520 | 114 |
| 250 | KTM | 250 XCW-F | 07-10 | JTF1901SC | 13 | JTR897 | 48 | JTA897 | 520 | 118 |
| 250 | KTM | 250 Freeride | 14-15 | JTF1901SC | 14 | JTA891 | 46 | JTA891 | 520 | |
| 250 | KTM | 250 Freeride R | 14-17 | JTF1901SC | 14 | JTA891 | 46 | JTA891 | 520 | |
| 250 | KTM | 250 Freeride F | 18 | JTF1901 | 12 | JTA891 | 48 | JTA891 | 520 | 118 |
| 300 | KTM | 300 Enduro | 90-95 | JTF1901SC | 14 | JTR897 | 50 | JTA897 | 520 | 116 |
| 300 | KTM | 300 EXC Enduro | 95-97 | JTF1901SC | 14 | JTR897 | 50 | JTA897 | 520 | 118 |
| 300 | KTM | 300 EXC Enduro | 98 | JTF1901SC | 14 | JTR897 | 52 | JTA897 | 520 | 118 |
| 300 | KTM | 300 EXC Enduro | 99 | JTF1901SC | 14 | JTR897 | 50 | JTA897 | 520 | 118 |
| 300 | KTM | 300 EXC Enduro Australia | 00-03 | JTF1901SC | 14 | JTR897 | 50 | JTA897 | 520 | 118 |
| 300 | KTM | 300 EXC Enduro Australia | 10 | JTF1901SC | 14 | JTR897 | 40 | JTA897 | 520 | 118 |
| 300 | KTM | 300 EXC Enduro Australia | 12-17 | JTF1901SC | 14 | JTR897 | 50 | JTA897 | 520 | 118 |
| 300 | KTM | 300 EXC Enduro Australia | 18 | JTF1901SC | 14 | JTR897 | 50 | JTA897 | 520 | 118 |
| 300 | KTM | 300 EXC Enduro Japan | 00-03 | JTF1901SC | 14 | JTR897 | 50 | JTA897 | 520 | 118 |
| 300 | KTM | 300 EXC Enduro Europe | 00-03 | JTF1901SC | 15 | JTR897 | 48 | JTA897 | 520 | 118 |
| 300 | KTM | 300 EXC Enduro Europe | 04 | JTF1901SC | 13 | JTR897 | 42 | JTA897 | 520 | 118 |
| 300 | KTM | 300 EXC Enduro Europe | 05-11 | JTF1901SC | 13 | JTR897 | 40 | JTA897 | 520 | 116 |
| 300 | KTM | 300 EXC Enduro Europe | 12-17 | JTF1901SC | 14 | JTR897 | 50 | JTA897 | 520 | 118 |
| 300 | KTM | 300 EXC TPI Enduro Europe | 18 | JTF1901SC | 14 | JTR897 | 50 | JTA897 | 520 | 118 |

| CC | Make | Model | Year | Front Sprocket | T | Rear Sprocket | T | Aluminium Rear Sprocket | Chain Pitch | Chain Length |
|-----|------|---------------------------------|-----------------|----------------|----|---------------|----|-------------------------|-------------|--------------|
| 300 | KTM | 300 EXC Enduro | Brazil 15-17 | JTF1901SC | 13 | JTR897 | 52 | JTA897 | 520 | 118 |
| 300 | KTM | 300 EXC Enduro | Brazil 18 | JTF1901SC | 13 | JTR897 | 52 | JTA897 | 520 | 118 |
| 300 | KTM | 300 EXC Factory Edition | 10 | JTF1901SC | | JTR897 | | JTA897 | 520 | |
| 300 | KTM | 300 EXC Six Days | 10-11 | JTF1901SC | 13 | JTR897 | 40 | JTA897 | 520 | 118 |
| 300 | KTM | 300 EXC Six Days | 12-17 | JTF1901SC | 14 | JTR897 | 50 | JTA897 | 520 | 118 |
| 300 | KTM | 300 EXC TPI Six Days | Europe 18 | JTF1901SC | 14 | JTR897 | 50 | JTA897 | 520 | 118 |
| 300 | KTM | 300 EXC-E Enduro (from Dec '07) | Europe 07-08 | JTF1901SC | 13 | JTR897 | 40 | JTA897 | 520 | 118 |
| 300 | KTM | 300 EXC Enduro | USA 00-04 | JTF1901SC | 14 | JTR897 | 52 | JTA897 | 520 | 118 |
| 300 | KTM | 300 EXC Enduro | USA 05 | JTF1901SC | 13 | JTR897 | 50 | JTA897 | 520 | 118 |
| 300 | KTM | 300 MX | 90 | JTF1901SC | 14 | JTR897 | 48 | JTA897 | 520 | 116 |
| 300 | KTM | 300 MX | 91-94 | JTF1901SC | 14 | JTR897 | 50 | JTA897 | 520 | 116 |
| 300 | KTM | 300 MXC Motocross | 01-02 | JTF1901SC | 14 | JTR897 | 50 | JTA897 | 520 | 118 |
| 300 | KTM | 300 MXC Motocross | USA 03-05 | JTF1901SC | 13 | JTR897 | 50 | JTA897 | 520 | 118 |
| 300 | KTM | 300 SX Motocross | 95 | JTF1901SC | 13 | JTR897 | 50 | JTA897 | 520 | 118 |
| 300 | KTM | 300 SX Motocross | 96 | JTF1901SC | 14 | JTR897 | 50 | JTA897 | 520 | 118 |
| 300 | KTM | 300 SX Motocross | 02 | JTF1901SC | | JTR897 | | JTA897 | 520 | 118 |
| 300 | KTM | 300 XC | 08-14 | JTF1901SC | 14 | JTR897 | 50 | JTA897 | 520 | 118 |
| 300 | KTM | 300 XC | 15-18 | JTF1901SC | 13 | JTR897 | 50 | JTA897 | 520 | 118 |
| 300 | KTM | 300 XC-W | USA 10-18 | JTF1901SC | 13 | JTR897 | 50 | JTA897 | 520 | 118 |
| 300 | KTM | 300 XC-W Six Days | USA 15-18 | JTF1901SC | 13 | JTR897 | 50 | JTA897 | 520 | 118 |
| 350 | KTM | 350 Enduro | 84-87 | JTF1901SC | 13 | JTR896 | 52 | JTA896 | 520 | |
| 350 | KTM | 350 Enduro | 88-89 | JTF1901SC | 13 | JTR896 | 50 | JTA896 | 520 | |
| 350 | KTM | 350 EXC-F | 12-17 | JTF1901SC | 14 | JTR897 | 52 | JTA897 | 520 | 118 |
| 350 | KTM | 350 EXC-F | Australia 18 | JTF1901SC | 14 | JTR897 | 52 | JTA897 | 520 | 118 |
| 350 | KTM | 350 EXC-F | Europe 18 | JTF1901SC | 14 | JTR897 | 52 | JTA897 | 520 | 118 |
| 350 | KTM | 350 EXC-F | USA 18 | JTF1901SC | 14 | JTR897 | 52 | JTA897 | 520 | 118 |
| 350 | KTM | 350 EXC-F Six Days | Europe 12-18 | JTF1901SC | 14 | JTR897 | 52 | JTA897 | 520 | 118 |
| 350 | KTM | 350 EXC-F Six Days | Brazil 17 | JTF1901SC | 13 | JTR897 | 52 | JTA897 | 520 | 118 |
| 350 | KTM | 350 EXC-F Six Days CKD | Brazil 18 | | 13 | | 52 | | 520 | 118 |
| 350 | KTM | 350 Freeride | 12-15 | JTF1901 | 11 | JTA891 | 48 | JTA891 | 520 | 110 |
| 350 | KTM | 350 Freeride | 16-17 | JTF1901 | 12 | JTA891 | 48 | JTA891 | 520 | 110 |
| 350 | KTM | 350 MX | 89 | JTF1901SC | 13 | JTR896 | 50 | JTA896 | 520 | 116 |
| 350 | KTM | 350 LC4 Enduro | 93-94 | JTF1902 | 14 | JTR897 | 50 | JTA897 | 520 | 118 |
| 350 | KTM | 350 SX-F | 11-18 | JTF1901SC | 14 | JTR897 | 50 | JTA897 | 520 | 118 |
| 350 | KTM | 350 XC-F | USA 11-12 | JTF1901SC | 14 | JTR897 | 50 | JTA897 | 520 | 118 |
| 350 | KTM | 350 XC-F | USA 13-15 | JTF1901SC | 13 | JTR897 | 50 | JTA897 | 520 | 118 |
| 350 | KTM | 350 XC-F | USA 16-18 | JTF1901SC | 14 | JTR897 | 50 | JTA897 | 520 | 118 |
| 350 | KTM | 350 XC-W | USA 12 | JTF1901SC | 13 | JTR897 | 52 | JTA897 | 520 | 118 |
| 350 | KTM | 350 XCF-W | 13-16 | JTF1901SC | 13 | JTR897 | 52 | JTA897 | 520 | 118 |
| 350 | KTM | 350 XCF-W Six Days | 14-16 | JTF1901SC | 13 | JTR897 | 52 | JTA897 | 520 | 118 |
| 360 | KTM | 360 SX Motocross | 96-97 | JTF1901SC | 14 | JTR897 | 50 | JTA897 | 520 | 118 |
| 360 | KTM | 360 EXC Enduro | 96-97 | JTF1901SC | 14 | JTR897 | 50 | JTA897 | 520 | 118 |
| 380 | KTM | 380 EXC Enduro | 98-99 | JTF1901SC | 14 | JTR897 | 50 | JTA897 | 520 | 118 |
| 380 | KTM | 380 EXC Enduro | USA 99-02 | JTF1901SC | 14 | JTR897 | 52 | JTA897 | 520 | 118 |
| 380 | KTM | 380 EXC Enduro | Australia 00-02 | JTF1901SC | 14 | JTR897 | 50 | JTA897 | 520 | 118 |
| 380 | KTM | 380 EXC Enduro | Japan 00-02 | JTF1901SC | 14 | JTR897 | 50 | JTA897 | 520 | 118 |
| 380 | KTM | 380 EXC Enduro | Europe 00-02 | JTF1901SC | 15 | JTR897 | 48 | JTA897 | 520 | 118 |
| 380 | KTM | 380 MXC Motocross | 01-02 | JTF1901SC | | JTR897 | | JTA897 | 520 | 118 |
| 380 | KTM | 380 SX Motocross | 98-02 | JTF1901SC | 14 | JTR897 | 50 | JTA897 | 520 | 118 |
| 380 | KTM | 380 SX Motocross | USA 99 | JTF1901SC | 14 | JTR897 | 52 | JTA897 | 520 | 118 |
| 400 | KTM | 400 Duke | 95-96 | JTF1902 | 16 | JTR897 | 42 | JTA897 | 520 | 118 |
| 400 | KTM | 400 EGS-E | 96-98 | JTF1902 | 15 | JTR897 | 45 | JTA897 | 520 | 118 |
| 400 | KTM | 400 LC4 Enduro | 93 | JTF1902 | 14 | JTR897 | 50 | JTA897 | 520 | 118 |
| 400 | KTM | 400 LC4 Enduro | 97-01 | JTF1902 | 15 | JTR897 | 45 | JTA897 | 520 | 118 |
| 400 | KTM | 400 LC4 E Enduro | 97-01 | JTF1902 | 15 | JTR897 | 45 | JTA897 | 520 | 118 |
| 400 | KTM | 400 LSE | 97-98 | JTF1902 | 15 | JTR897 | 45 | JTA897 | 520 | 118 |
| 400 | KTM | 400 EXC Racing | Europe 00-02 | JTF1901SC | 15 | JTR897 | 48 | JTA897 | 520 | 118 |
| 400 | KTM | 400 EXC Racing | USA 00-02 | JTF1901SC | 14 | JTR897 | 50 | JTA897 | 520 | 118 |
| 400 | KTM | 400 EXC Racing | Australia 00-02 | JTF1901SC | 14 | JTR897 | 45 | JTA897 | 520 | 118 |

| CC | Make | Model | Year | Front Sprocket | T | Rear Sprocket | T | Aluminium Rear Sprocket | Chain Pitch | Chain Length |
|-----|------|---------------------------|-----------------|----------------|----|---------------|----|-------------------------|-------------|--------------|
| 400 | KTM | 400 EXC Enduro Racing | 01-02 | JTF1901SC | 14 | JTR897 | 50 | JTA897 | 520 | 118 |
| 400 | KTM | 400 EXC Enduro Racing | 03-11 | JTF1901SC | 15 | JTR897 | 45 | JTA897 | 520 | 118 |
| 400 | KTM | 400 EXC-F Factory Edition | 10-11 | JTF1901SC | | JTR897 | | JTA897 | 520 | |
| 400 | KTM | 400 MXC Racing | 01-02 | JTF1901SC | 14 | JTR897 | 50 | JTA897 | 520 | 118 |
| 400 | KTM | 400 SC Super Competition | 95-96 | JTF1902 | 14 | JTR897 | 50 | JTA897 | 520 | 118 |
| 400 | KTM | 400 SC Super Competition | 97-00 | JTF1902 | 16 | JTR897 | 48 | JTA897 | 520 | 118 |
| 400 | KTM | 400 SX Motocross | USA 98 | JTF1902 | 14 | JTR897 | 45 | JTA897 | 520 | 118 |
| 400 | KTM | 400 SX Racing | 99-02 | JTF1901SC | 14 | JTR897 | 50 | JTA897 | 520 | 118 |
| 400 | KTM | 400 XC-W | USA 10 | JTF1901SC | 13 | JTR897 | 52 | JTA897 | 520 | 118 |
| 420 | KTM | 420 Enduro | 81-83 | JTF1901SC | 14 | JTR896 | 52 | JTA896 | 520 | 116 |
| 420 | KTM | 420 MX | 81-83 | JTF1901SC | 14 | JTR896 | 52 | JTA896 | 520 | 116 |
| 440 | KTM | 440 MX | 94 | JTF1901SC | 13 | JTR897 | 50 | JTA897 | 520 | |
| 450 | KTM | 450 EXC Enduro Racing | Australia 03 | JTF1901SC | 14 | JTR897 | 50 | JTA897 | 520 | 118 |
| 450 | KTM | 450 EXC Enduro Racing | Australia 10-12 | JTF1901SC | 15 | JTR897 | 45 | JTA897 | 520 | 118 |
| 450 | KTM | 450 EXC Enduro Racing | Australia 13-16 | JTF1901SC | 14 | JTR897 | 52 | JTA897 | 520 | 118 |
| 450 | KTM | 450 EXC Enduro Racing | Europe 03-12 | JTF1901SC | 15 | JTR897 | 45 | JTA897 | 520 | 118 |
| 450 | KTM | 450 EXC Enduro Racing | Europe 13-16 | JTF1901SC | 14 | JTR897 | 52 | JTA897 | 520 | 118 |
| 450 | KTM | 450 EXC-F | 17 | JTF1901SC | 14 | JTR897 | 52 | JTA897 | 520 | 118 |
| 450 | KTM | 450 EXC-F | Australia 18 | JTF1901SC | 14 | JTR897 | 52 | JTA897 | 520 | 118 |
| 450 | KTM | 450 EXC-F | Europe 18 | JTF1901SC | 14 | JTR897 | 52 | JTA897 | 520 | 118 |
| 450 | KTM | 450 EXC-F Factory Edition | 10-11 | JTF1901SC | 14 | JTR897 | 52 | JTA897 | 520 | 118 |
| 450 | KTM | 450 EXC Six Days | Europe 10-13 | JTF1901SC | 15 | JTR897 | 45 | JTA897 | 520 | 118 |
| 450 | KTM | 450 EXC Six Days | 14-16 | JTF1901SC | 14 | JTR897 | 52 | JTA897 | 520 | 118 |
| 450 | KTM | 450 EXC-F Six Days | 11 | JTF1901SC | | JTR897 | | JTA897 | 520 | |
| 450 | KTM | 450 EXC-F Six Days | 17-18 | JTF1901SC | 14 | JTR897 | 52 | JTA897 | 520 | 118 |
| 450 | KTM | 450 EXC Enduro Racing | USA 05 | JTF1901SC | 14 | JTR897 | 50 | JTA897 | 520 | 118 |
| 450 | KTM | 450 MXC Racing | USA 03-04 | JTF1901SC | 15 | JTR897 | 45 | JTA897 | 520 | 118 |
| 450 | KTM | 450 MXC Racing | USA 05 | JTF1901SC | 14 | JTR897 | 50 | JTA897 | 520 | 118 |
| 450 | KTM | 450 RR | 14 | JTF1901SC | 15 | JTR897 | 48 | JTA897 | 520 | 118 |



| CC | Make | Model | Year | Front Sprocket | T | Rear Sprocket | T | Aluminium Rear Sprocket | Chain Pitch | Chain Length |
|-----|------|---------------------------|-----------------|----------------|----|---------------|----|-------------------------|-------------|--------------|
| 450 | KTM | 450 SMR | 04-07 | JTF1901SC | 14 | JTR897 | 45 | JTA897 | 520 | 120 |
| 450 | KTM | 450 SMR | 08-14 | JTF1901SC | 14 | JTR897 | 48 | JTA897 | 520 | 118 |
| 450 | KTM | 450 SX Motocross Racing | 03 | JTF1901SC | 14 | JTR897 | 50 | JTA897 | 520 | 118 |
| 450 | KTM | 450 SX Motocross Racing | 04-06 | JTF1901SC | 14 | JTR897 | 52 | JTA897 | 520 | 118 |
| 450 | KTM | 450 SX-F | 07-12 | JTF1901SC | 14 | JTR897 | 52 | JTA897 | 520 | 116 |
| 450 | KTM | 450 SX-F | 13-15 | JTF1901SC | 14 | JTR897 | 50 | JTA897 | 520 | 118 |
| 450 | KTM | 450 SX-F | 16-18 | JTF1901SC | 13 | JTR897 | 48 | JTA897 | 520 | 118 |
| 450 | KTM | 450 SX-F Factory Edition | 13-15 | JTF1901SC | 14 | JTR897 | 52 | JTA897 | 520 | 118 |
| 450 | KTM | 450 SX-F Factory Edition | 16-18 | JTF1901SC | 13 | JTR897 | 48 | JTA897 | 520 | 118 |
| 450 | KTM | 450 XC-F | 08-09 | JTF1901SC | 14 | JTR897 | 52 | JTA897 | 520 | 116 |
| 450 | KTM | 450 XC-F | 13-15 | JTF1901SC | 14 | JTR897 | 50 | JTA897 | 520 | 118 |
| 450 | KTM | 450 XC-F | 16-18 | JTF1901SC | 13 | JTR897 | 48 | JTA897 | 520 | 118 |
| 450 | KTM | 450 XC-W | 08-11 | JTF1901SC | 14 | JTR897 | 50 | JTA897 | 520 | 116 |
| 450 | KTM | 450 XC-W | 12-16 | JTF1901SC | 13 | JTR897 | 52 | JTA897 | 520 | 118 |
| 450 | KTM | 450 XC-W | ZA 10 | JTF1901SC | 13 | JTR897 | 52 | JTA897 | 520 | 118 |
| 450 | KTM | 450 XC-W Six Days | USA 10-11 | JTF1901SC | 13 | JTR897 | 52 | JTA897 | 520 | 118 |
| 495 | KTM | 495 MX | 81-84 | JTF1901SC | 14 | JTR896 | 52 | JTA896 | 520 | 116 |
| 500 | KTM | 500 MX | 85-87 | JTF1901SC | 14 | JTR896 | 52 | JTA896 | 520 | 116 |
| 500 | KTM | 500 MX | 88-89 | JTF1901SC | 14 | JTR896 | 50 | JTA896 | 520 | 116 |
| 500 | KTM | 500 MX | 90 | JTF1901SC | 14 | JTR896 | 52 | JTA896 | 520 | 116 |
| 500 | KTM | 500 MX | 91-93 | JTF1901SC | 14 | JTR896 | 50 | JTA896 | 520 | 116 |
| 500 | KTM | 500 SX Motocross | 95 | JTF1901SC | 14 | JTR897 | 50 | JTA897 | 520 | 116 |
| 500 | KTM | 500 EXC | Australia 12-15 | JTF1901SC | 13 | JTR897 | 50 | JTA897 | 520 | 118 |
| 500 | KTM | 500 EXC | Australia 16 | JTF1901SC | 14 | JTR897 | 50 | JTA897 | 520 | 118 |
| 500 | KTM | 500 EXC | Europe 12 | JTF1901SC | 13 | JTR897 | 50 | JTA897 | 520 | 118 |
| 500 | KTM | 500 EXC | Europe 13-16 | JTF1901SC | 14 | JTR897 | 50 | JTA897 | 520 | 118 |
| 500 | KTM | 500 EXC Six Days | Europe 12 | JTF1901SC | 13 | JTR897 | 50 | JTA897 | 520 | 118 |
| 500 | KTM | 500 EXC Six Days | 13-16 | JTF1901SC | 14 | JTR897 | 50 | JTA897 | 520 | 118 |
| 500 | KTM | 500 EXC-F | 17-18 | JTF1901SC | 14 | JTR897 | 50 | JTA897 | 520 | 118 |
| 500 | KTM | 500 EXC-F Six Days | 17-18 | JTF1901SC | 14 | JTR897 | 50 | JTA897 | 520 | 118 |
| 500 | KTM | 500 XC-W | USA 12-16 | JTF1901SC | 13 | JTR897 | 50 | JTA897 | 520 | 118 |
| 505 | KTM | 505 SX-F | 07-09 | JTF1901SC | 14 | JTR897 | 52 | JTA897 | 520 | 118 |
| 505 | KTM | 505 XC-F | 08-09 | JTF1901SC | 14 | JTR897 | 52 | JTA897 | 520 | 116 |
| 505 | KTM | 505 XC-W | 08 | JTF1901SC | 14 | JTR897 | 52 | JTA897 | 520 | 116 |
| 520 | KTM | 520 EXC Enduro Racing | 99 | JTF1901SC | 14 | JTR897 | 50 | JTA897 | 520 | 118 |
| 520 | KTM | 520 EXC Enduro Racing | 01-02 | JTF1901SC | 14 | JTR897 | 48 | JTA897 | 520 | 118 |
| 520 | KTM | 520 EXC Enduro Racing | Australia 00-02 | JTF1901SC | 15 | JTR897 | 40 | JTA897 | 520 | 118 |
| 520 | KTM | 520 EXC Enduro Racing | Europe 00-02 | JTF1901SC | 15 | JTR897 | 40 | JTA897 | 520 | 118 |
| 520 | KTM | 520 EXC Enduro Racing | USA 00-02 | JTF1901SC | 14 | JTR897 | 48 | JTA897 | 520 | 118 |
| 520 | KTM | 520 MXC Racing | 01-02 | JTF1901SC | 14 | JTR897 | 48 | JTA897 | 520 | 118 |
| 520 | KTM | 520 SX Motocross Racing | 99-02 | JTF1901SC | 14 | JTR897 | 48 | JTA897 | 520 | 118 |
| 525 | KTM | 525 EXC Enduro Racing | Australia 03 | JTF1901SC | 14 | JTR897 | 48 | JTA897 | 520 | 118 |
| 525 | KTM | 525 EXC Enduro Racing | USA 03 | JTF1901SC | 14 | JTR897 | 48 | JTA897 | 520 | 118 |
| 525 | KTM | 525 EXC Enduro Racing | Europe 03-07 | JTF1901SC | 15 | JTR897 | 45 | JTA897 | 520 | 118 |
| 525 | KTM | 525 MXC Desert Racing | 03-04 | JTF1901SC | 14 | JTR897 | 45 | JTA897 | 520 | 118 |
| 525 | KTM | 525 MXC Desert Racing | 05 | JTF1901SC | 15 | JTR897 | 45 | JTA897 | 520 | 118 |
| 525 | KTM | 525 XC Desert Racing | 07 | JTF1901SC | 15 | JTR897 | 45 | JTA897 | 520 | 118 |
| 525 | KTM | 525 MXC Racing | USA 03-05 | JTF1901SC | 15 | JTR897 | 45 | JTA897 | 520 | 118 |
| 525 | KTM | 525 SMR | 04-05 | JTF1901SC | 14 | JTR897 | 45 | JTA897 | 520 | 118 |
| 525 | KTM | 525 SX Motocross Racing | 03-06 | JTF1901SC | 14 | JTR897 | 48 | JTA897 | 520 | 118 |
| 530 | KTM | 530 EXC | 08-11 | JTF1901SC | 15 | JTR897 | 45 | JTA897 | 520 | 118 |
| 530 | KTM | 530 EXC Six Days | 10-11 | JTF1901SC | 15 | JTR897 | 45 | JTA897 | 520 | 118 |
| 530 | KTM | 530 EXC-F Factory Edition | 10-11 | JTF1901SC | | JTR897 | | JTA897 | 520 | |
| 530 | KTM | 530 XC-W | ZA 10 | JTF1901SC | 13 | JTR897 | 50 | JTA897 | 520 | 118 |
| 530 | KTM | 530 XC-W Six Days | USA 10-11 | JTF1901SC | 15 | JTR897 | 45 | JTA897 | 520 | 118 |
| 540 | KTM | 540 SXS Racing | 01-02 | JTF1901SC | | JTR897 | | JTA897 | 520 | |
| 560 | KTM | 560 SMR | 06-07 | JTF1901SC | 14 | JTR897 | 45 | JTA897 | 520 | 120 |
| 600 | KTM | 600 LC4 Enduro | 88-89 | JTF1902 | 15 | JTR896 | 45 | JTA896 | 520 | 114 |
| 600 | KTM | 600 LC4 Enduro | 90 | JTF1902 | 15 | JTR897 | 45 | JTA897 | 520 | 114 |

| CC | Make | Model | Year | Front Sprocket | T | Rear Sprocket | T | Aluminium Rear Sprocket | Chain Pitch | Chain Length |
|-----------------------------|-------|--------------------------|---------------|----------------|----|---------------|----|-------------------------|-------------|--------------|
| 600 | KTM | 600 LC4 Enduro | 91-93 | JTF1902 | 15 | JTR897 | 50 | JTA897 | 520 | 116 |
| 600 | KTM | 600 LC4 MX | 89 | JTF1902 | 15 | JTR896 | 52 | JTA896 | 520 | 114 |
| 600 | KTM | 600 LC4 MX | 90-92 | JTF1902 | 15 | JTR897 | 52 | JTA897 | 520 | 116 |
| 620 | KTM | 620 Duke | 95-98 | JTF1902 | 17 | JTR897 | 38 | JTA897 | 520 | 118 |
| 620 | KTM | 620 EGS-E Adventurer | 98 | JTF1902 | 17 | JTR897 | 45 | JTA897 | 520 | 118 |
| 620 | KTM | 620 LC4 Enduro | 94 | JTF1902 | 15 | JTR897 | 50 | JTA897 | 520 | 118 |
| 620 | KTM | 620 LC4 Enduro | 95-96 | JTF1902 | 14 | JTR897 | 50 | JTA897 | 520 | 118 |
| 620 | KTM | 620 LC4 E Enduro | 97-98 | JTF1902 | 16 | JTR897 | 50 | JTA897 | 520 | 118 |
| 620 | KTM | 620 LC4 MX | 94 | JTF1902 | 15 | JTR897 | 50 | JTA897 | 520 | 118 |
| 620 | KTM | 620 LC4 SX Motocross | 95-98 | JTF1902 | 15 | JTR897 | 50 | JTA897 | 520 | 118 |
| 620 | KTM | 620 LSE | 97-98 | JTF1902 | 16 | JTR897 | 40 | JTA897 | 520 | 118 |
| 620 | KTM | 620 SC Super Competition | 95-96 | JTF1902 | 15 | JTR897 | 50 | JTA897 | 520 | 118 |
| 620 | KTM | 620 SC Super Competition | 97-99 | JTF1902 | 14 | JTR897 | 50 | JTA897 | 520 | 118 |
| 620 | KTM | 620 SC Super Competition | 00-01 | JTF1902 | 16 | JTR897 | 40 | JTA897 | 520 | 118 |
| 620 | KTM | 620 SC Supermoto | 00-01 | JTF1902 | 17 | JTR897 | 40 | JTA897 | 520 | 118 |
| 625 | KTM | 625 LC4 SC Supermoto | 02 | JTF1902 | 16 | JTR897 | 42 | JTA897 | 520 | 118 |
| 625 | KTM | 625 LC4 Supercompetition | 02 | JTF1902 | 15 | JTR897 | 42 | JTA897 | 520 | 118 |
| 625 | KTM | 625 SXC | 03-06 | JTF1902 | 16 | JTR897 | 40 | JTA897 | 520 | 118 |
| 625 | KTM | 625 SMC | 04 | JTF1902 | 16 | JTR897 | 38 | JTA897 | 520 | 118 |
| 625 | KTM | 625 SMC | 05-06 | JTF1902 | 17 | JTR897 | 40 | JTA897 | 520 | 118 |
| 640 | KTM | 640 LC4 Adventurer R | 99-07 | JTF1902 | 16 | JTR897 | 42 | JTA897 | 520 | 118 |
| 640 | KTM | 640 LC4 Duke II | 00-03 | JTF1902 | 17 | JTR897 | 38 | JTA897 | 520 | 118 |
| 640 | KTM | 640 LC4 Duke II | 04-06 | JTF1902 | 17 | JTR897 | 42 | JTA897 | 520 | 118 |
| 640 | KTM | 640 LC4 E Enduro | 00-06 | JTF1902 | 16 | JTR897 | 42 | JTA897 | 520 | 118 |
| 640 | KTM | 640 LC4 Super Moto | 99-06 | JTF1902 | 17 | JTR897 | 42 | JTA897 | 520 | 118 |
| 660 | KTM | 660 Rallye | 00-02 | JTF1902 | | JTR897 | | JTA897 | 520 | |
| 660 | KTM | 660 SMC | 03-04 | JTF1902 | 16 | JTR897 | 38 | JTA897 | 520 | 118 |
| 660 | KTM | 660 SMC | 05-06 | JTF1902 | 17 | JTR897 | 40 | JTA897 | 520 | 118 |
| 690 | KTM | 690 Enduro | 08-10 | JTF1902 | 15 | JTR897 | 45 | JTA897 | 520 | 118 |
| 690 | KTM | 690 Enduro R | 08-18 | JTF1902 | 15 | JTR897 | 45 | JTA897 | 520 | 118 |
| KTM Four Wheels | | | | | | | | | | |
| 450 | KTM | 450 XC | 08-12 | JTF1901SC | 14 | JTA881 | 38 | JTA881 | 520 | 118 |
| 450 | KTM | 450 SX | 09-12 | JTF1901SC | 14 | JTA881 | 38 | JTA881 | 520 | 118 |
| 505 | KTM | 505 SX | 09-13 | JTF1901SC | 14 | JTA881 | 38 | JTA881 | 520 | 118 |
| 525 | KTM | 525 XC | 08-13 | JTF1901SC | 15 | JTA881 | 38 | JTA881 | 520 | 118 |
| Kymco ATV | | | | | | | | | | |
| 50 | Kymco | 50 KXR | 04-07 | JTF259 | 16 | | 28 | | 428 | 74 |
| 50 | Kymco | 50 MXer | 02-04 | JTF327 | 14 | JTR1071 | 30 | | 520 | 78 |
| 50 | Kymco | 50 MXer | Germany 02-04 | JTF327 | 15 | JTR1071 | 30 | | 520 | 78 |
| 50 | Kymco | 50 MXU | 04-07 | JTF327 | 14 | JTR1071 | 30 | | 520 | 78 |
| 50 | Kymco | 50 MXU Reverse | 07-15 | JTF327 | 14 | JTR1071 | 30 | | 520 | 86 |
| 50 | Kymco | 90 KXR | 05-07 | JTF259 | 16 | | 28 | | 428 | 74 |
| 50 | Kymco | 90 Maxxer | 05-07 | JTF259 | 16 | | 28 | | 428 | 74 |
| 150 | Kymco | 150 MXer / MXU | 02-15 | JTF1041 | 14 | JTR1071 | 30 | | 520 | 78 |
| 250 | Kymco | 250 KXR / KXU | 02-13 | JTF1042 | 14 | JTR1072 | 38 | | 520 | 94 |
| 250 | Kymco | 250 MXU | 05-15 | JTF1042 | 14 | JTR1072 | 38 | | 520 | 94 |
| 300 | Kymco | 300 Maxxer | 05-13 | JTF1042 | 14 | JTR1072 | 38 | | 520 | 92 |
| Maico Off Road Bikes | | | | | | | | | | |
| 250 | Maico | 250 | 83-85 | JTF1901SC | | | | | 520 | |
| 250 | Maico | 250 GS/MC | 83 | JTF1901SC | 13 | | 52 | | 520 | |
| 250 | Maico | 250 GME | 86-87 | JTF1901SC | 13 | | 52 | | 520 | |
| 490 | Maico | 490 | 83-85 | JTF1901SC | | | | | 520 | |
| 500 | Maico | 500 Enduro | 99 | JTF1901SC | | | | | 520 | |
| 500 | Maico | 500 GME | 86-87 | JTF1901SC | 13 | | 52 | | 520 | |
| 500 | Maico | 500 GS/MC | 83 | JTF1901SC | 13 | | 52 | | 520 | |

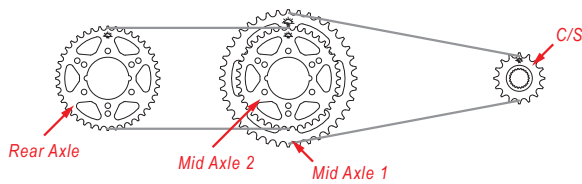
| CC | Make | Model | Year | Front Sprocket | | | Rear Sprocket | | | Chain | | |
|--------------------|---------|---|-------|----------------|--|---|----------------------------|---------------------------------------|-------------------------------|----------------|-------------------|-----------------------|
| | | | | Position | Part | T | Position | Part | T | Pitch | Length | |
| Polaris ATV | | | | | | | | | | | | |
| 250 | Polaris | 250 Cyclone | | 87 | C/S | JTF3221 | 13 | Rear | JTR1478 | 42 | 520 | 74 |
| 250 | Polaris | 250 Scrambler | | 85-86 | C/S | JTF3221 | 13 | Rear | JTR1478 | 42 | 520 | 74 |
| 250 | Polaris | 250 Trail Blazer | W7221 | 90 | C/S | JTF3221 | 13 | Rear | JTR1478 | 42 | 520 | 88 |
| 250 | Polaris | 250 Trail Blazer | W7221 | 91 | C/S | JTF3221 | 13 | Rear | JTR1478 | 34 | 520 | 84 |
| 250 | Polaris | 250 Trail Blazer | W7221 | 92 | C/S | JTF3221 | 11 | Rear | JTR1478 | 34 | 520 | 84 |
| 250 | Polaris | 250 Trail Blazer | W7221 | 93 | C/S | JTF3221 | 11 | Rear | JTR1478 | 38 | 520 | 86 |
| 250 | Polaris | 250 Trail Blazer | W7221 | 94 | C/S | JTF3221 | 11 | Rear | JTR1478 | 40 | 520 | 86 |
| 250 | Polaris | 250 Trail Blazer | W7221 | 95 | C/S | JTF3221 | 12 | Rear | JTR1478 | 42 | 520 | 88 |
| 250 | Polaris | 250 Trail Blazer ES | | 96-99 | C/S | JTF3221 | 12 | Rear | JTR1478 | 42 | 520 | 88 |
| 250 | Polaris | 250 Trail Blazer | | 00 | C/S | JTF3221 | 11 | Rear | JTR1478 | 38 | 520 | |
| 250 | Polaris | 250 Trail Blazer (built before 7/15/00) | | 01 | C/S | JTF3221 | 11 | Rear | JTR1478 | 38 | 520 | |
| 250 | Polaris | 250 Trail Blazer (built after 7/15/00) | | 01 | C/S | JTF3221 | 11 | Rear | JTR1478 | 36 | 520 | |
| 250 | Polaris | 250 Trail Blazer | | 02-03 | C/S | JTF3221 | 11 | Rear | JTR1478 | 36 | 520 | 76 |
| 250 | Polaris | 250 Trail Boss | W8527 | 85-89 | C/S | JTF3221 | 13 | Rear | JTR1478 | 42 | 520 | 88 |
| 250 | Polaris | 250 Trail Boss | W8527 | 90 | C/S | JTF3221 | 13 | Rear | JTR1478 | 38 | 520 | 86 |
| 250 | Polaris | 250 Trail Boss | W8527 | 91-93 | C/S | JTF3221 | 13 | Rear | JTR1478 | 34 | 520 | 84 |
| 250 | Polaris | 250 Trail Boss | W8527 | 94 | C/S | JTF3221 | 11 | Rear | JTR1478 | 40 | 520 | 86 |
| 250 | Polaris | 250 Trail Boss | W8527 | 95-99 | C/S | JTF3221 | 12 | Rear | JTR1478 | 42 | 520 | 88 |
| 250 | Polaris | 250 Trail Boss 2 x 4 | W7527 | 85 | C/S | JTF3221 | 13 | Rear | JTR1478 | 38 | 520 | |
| 250 | Polaris | 250 Trail Boss 2 x 4 | W7527 | 86-87 | C/S | JTF3221 | 13 | Rear | JTR1478 | 42 | 520 | 74 |
| 250 | Polaris | 250 Trail Boss 2 x 4 | W7527 | 88-93 | C/S | JTF3221 | 13 | Rear | JTR1478 | 38 | 520 | 86 |
| 250 | Polaris | 250 Trail Boss 4 x 4 | W8127 | 87-88 | C/S 1 C/S 2 Front Axle Centre 1 Centre 2 | JTF3221 JTF3221 JTF3323 JTF3221 JTF3323 | 12 11 22 11 22 | Mid Axle 1 | JTR1478 | 42 | 520 520 520 | 74 76 64 |
| 250 | Polaris | 250 Trail Boss 4 x 4 | | 89-92 | C/S 1 C/S 2 Front Axle Centre 1 Centre 2 | JTF3221 JTF3222 JTF3323 JTF3221 JTF3323 | 12 11 22 11 22 | Mid Axle 1 | JTR1478 | 42 | 520 520 520 | 88 70 64 |
| 250 | Polaris | 250 4 x 4 | | 93 | C/S 1 C/S 2 Front Axle Centre 1 Centre 2 | JTF3221 JTF3222 JTF3323 JTF3221 JTF3323 | 12 11 22 11 22 | Mid Axle 1 | JTR1478 | 42 | 520 520 520 | 88 70 64 |
| 250 | Polaris | 250 Big Boss 4 x 6 | | 89 | C/S | JTF3221 | 13 | Mid Axle 1 Mid Axle 2 Rear Axle | JTR1478 JTR1478 JTR1478 | 42 30 30 | 520 520 | 88 108 |
| 250 | Polaris | 250 Big Boss 4 x 6 | | 90-92 | C/S | JTF3221 | 12 | Mid Axle 1 Mid Axle 2 Rear Axle | JTR1478 JTR1478 JTR1478 | 42 30 30 | 520 520 | 88 108 |
| 250 | Polaris | 250 Big Boss 6 x 6 | W8727 | 91-92 | C/S 1 C/S 2 Front Axle Centre 1 Centre 2 | JTF3222 JTF3323 JTF3221 JTF3323 | 12 11 22 11 24 | Mid Axle 1 Mid Axle 2 Rear Axle | JTR1478 JTR1478 JTR1478 | 42 30 30 | 520 520 520 | 88 72 64 108 |
| 250 | Polaris | 250 6 x 6 | | 93 | C/S 1 C/S 2 Front Axle Centre 1 Centre 2 | JTF3221 JTF3221 JTF3323 JTF3221 JTF3323 | 12 11 22 11 24 | Mid Axle 1 Mid Axle 2 Rear Axle | JTR1478 JTR1478 JTR1478 | 42 30 30 | 520 520 520 | 88 72 64 108 |
| 250 | Polaris | 250 Xplorer 4x4 | | 01-02 | C/S | JTF3221 | 12 | Rear | JTR1478 | 42 | 520 | 80 |
| 300 | Polaris | 300 2 x 4 | W7530 | 95-96 | C/S | JTF3221 | 12 | Rear | JTR1478 | 38 | 520 | 86 |
| 300 | Polaris | 300 Xpress | | 96-99 | C/S | JTF3221 | 12 | Rear | JTR1478 | 38 | 520 | 86 |
| 300 | Polaris | 300 Xplorer 4 X 4 | | 96-99 | C/S 1 C/S 2 Front Axle Centre 1 Centre 2 | JTF3221 JTF3222 JTF3323 JTF3221 JTF3323 | 13 11 22 12 22 | Mid Axle 1 | JTR1478 | 40 | 520 520 520 | 84 70 64 |
| 300 | Polaris | 300 4 x 4 | W8130 | 94-95 | C/S 1 C/S 2 Front Axle Centre 1 Centre 2 | JTF3221 JTF3222 JTF3323 JTF3221 JTF3323 | 13 11 22 12 22 | Mid Axle 1 | JTR1478 | 40 | 520 520 520 | 84 70 64 |

| CC | Make | Model | Year | Front Sprocket | | | Rear Sprocket | | | Chain | | |
|-----|---------|---------------------------------|-------|----------------|------------|---------|---------------|------------|---------|-----------|---------|----|
| | | | | Position | Part | T | Position | Part | T | Pitch | Length | |
| 300 | Polaris | 300 6 x 6 | 94 | C/S 1 | JTF3221 | 13 | Mid Axle 1 | JTR1478 | 42 | 520 | 88 | |
| | | | | C/S 2 | JTF3222 | 11 | | | | 520 | 72 | |
| | | | | Front Axle | JTF3323 | 22 | Mid Axle 2 | JTR1478 | 30 | 520 | 64 | |
| | | | | Centre 1 | JTF3221 | 11 | | | | 520 | 108 | |
| | | | | Centre 2 | JTF3323 | 24 | | | | Rear Axle | JTR1478 | 30 |
| 325 | Polaris | 325 Trail Boss 2 x 4 | W7539 | 00 | C/S | JTF3221 | 11 | Rear | JTR1478 | 42 | 520 | 80 |
| 325 | Polaris | 325 Trail Boss 2 x 4 | | 01-02 | C/S | JTF3221 | 11 | Rear | JTR1478 | 40 | 520 | 78 |
| 330 | Polaris | 330 Trail Blazer 2 x 4 | | 08-10 | C/S | JTF3221 | 11 | Rear | JTR1478 | 40 | 520 | 78 |
| 330 | Polaris | 330 Trail Boss 2 x 4 | | 03-10 | C/S | JTF3221 | 11 | Rear | JTR1478 | 40 | 520 | 78 |
| 350 | Polaris | 350L Trail Boss 2 x 4 | W7539 | 90-93 | C/S | JTF3221 | 13 | Rear | JTR1478 | 34 | 520 | 84 |
| 350 | Polaris | 350L Trail Boss 4 x 4 | W8139 | 90-91 | C/S 1 | JTF3221 | 12 | Mid Axle 1 | JTR1478 | 34 | 520 | 84 |
| | | | | | C/S 2 | JTF3222 | 11 | | | | 520 | 70 |
| | | | | | Front Axle | JTF3323 | 22 | Mid Axle 1 | JTR1478 | 34 | 520 | 64 |
| | | | | | Centre 1 | JTF3221 | 12 | | | | 520 | |
| | | | | | Centre 2 | JTF3323 | 22 | | | | 520 | |
| 350 | Polaris | 350L 4 x 4 | W8139 | 92 | C/S 1 | JTF3221 | 12 | Mid Axle 1 | JTR1478 | 34 | 520 | 84 |
| | | | | C/S 2 | JTF3222 | 11 | 520 | | | | 70 | |
| | | | | | Front Axle | JTF3323 | 22 | Mid Axle 1 | JTR1478 | 34 | 520 | 64 |
| | | | | Centre 1 | JTF3221 | 12 | 520 | | | | | |
| | | | | Centre 2 | JTF3323 | 22 | 520 | | | | | |
| 350 | Polaris | 350L 4 x 4 | W8139 | 93 | C/S 1 | JTF3221 | 12 | Mid Axle 1 | JTR1478 | 34 | 520 | 84 |
| | | | | C/S 2 | JTF3222 | 11 | 520 | | | | 70 | |
| | | | | | Front Axle | JTF3323 | 22 | Mid Axle 1 | JTR1478 | 34 | 520 | 64 |
| | | | | Centre 1 | JTF3221 | 11 | 520 | | | | | |
| | | | | Centre 2 | JTF3323 | 22 | 520 | | | | | |
| 350 | Polaris | 350L Trail Boss/Sportsman 4 x 4 | W8139 | 93 | C/S 1 | JTF3221 | 12 | Mid Axle 1 | JTR1478 | 34 | 520 | 84 |
| | | | | | C/S 2 | JTF3222 | 11 | | | | 520 | 70 |
| | | | | | Front Axle | JTF3323 | 22 | Mid Axle 1 | JTR1478 | 34 | 520 | 64 |
| | | | | | Centre 1 | JTF3221 | 12 | | | | 520 | |
| | | | | | Centre 2 | JTF3323 | 22 | | | | 520 | |
| 350 | Polaris | 350L 6 x 6 | W8739 | 93 | C/S 1 | JTF3221 | 13 | Mid Axle 1 | JTR1478 | 42 | 520 | 88 |
| | | | | C/S 2 | JTF3222 | 12 | 520 | | | | 70 | |
| | | | | | Front Axle | JTF3323 | 22 | Mid Axle 2 | JTR1478 | 30 | 520 | 64 |
| | | | | Centre 1 | JTF3221 | 12 | 520 | | | | 116 | |
| | | | | Centre 2 | JTF3323 | 22 | Rear Axle | | | | JTR1478 | 30 |
| 400 | Polaris | 400L 2 x 4 | W7540 | 94-95 | C/S | JTF3221 | 13 | Rear | JTR1478 | 34 | 520 | 84 |
| 400 | Polaris | 400L 2 x 4 | W8140 | 94 | C/S | JTF3221 | 13 | Rear | JTR1478 | 34 | 520 | 84 |
| 400 | Polaris | 400L Sport | W8540 | 94-95 | C/S | JTF3221 | 12 | Rear | JTR1478 | 34 | 520 | 84 |
| 400 | Polaris | 400L Sport | | 96-99 | C/S | JTF3221 | 13 | Rear | JTR1478 | 34 | 520 | 84 |
| 400 | Polaris | 400 Xpress 2 x 4 | | 96 | C/S | JTF3221 | 13 | Rear | JTR1478 | 34 | 520 | 84 |
| 400 | Polaris | 400L 4 x 4 | | 94 | C/S 1 | JTF3221 | 13 | Mid Axle 1 | JTR1478 | 34 | 520 | 84 |
| | | | | | C/S 2 | JTF3222 | 11 | | | | 520 | 70 |
| | | | | | Front Axle | JTF3323 | 22 | Mid Axle 1 | JTR1478 | 34 | 520 | 64 |
| | | | | | Centre 1 | JTF3221 | 13 | | | | 520 | |
| | | | | | Centre 2 | JTF3323 | 22 | | | | 520 | |
| 400 | Polaris | 400 Scrambler 4 x 4 | W7840 | 95 | C/S 1 | JTF3222 | 11 | Mid Axle 1 | JTR1478 | 38 | 520 | 84 |
| | | | | C/S 2 | JTF3222 | 11 | 520 | | | | 70 | |
| | | | | | Front Axle | JTF3323 | 22 | Mid Axle 1 | JTR1478 | 38 | 520 | 64 |
| | | | | Centre 1 | JTF3221 | 12 | 520 | | | | | |
| | | | | Centre 2 | JTF3323 | 22 | 520 | | | | | |
| 400 | Polaris | 400 Scrambler 4 x 4 | W7840 | 96-99 | C/S 1 | JTF3221 | 13 | Mid Axle 1 | JTR1478 | 38 | 520 | 84 |
| | | | | C/S 2 | JTF3222 | 11 | 520 | | | | 70 | |
| | | | | | Front Axle | JTF3323 | 22 | Mid Axle 1 | JTR1478 | 38 | 520 | 64 |
| | | | | Centre 1 | JTF3221 | 12 | 520 | | | | | |
| | | | | Centre 2 | JTF3323 | 22 | 520 | | | | | |
| 400 | Polaris | 400 Scrambler 4 x 4 / 2 x 4 | | 00-02 | C/S | JTF3221 | 13 | Rear | JTR1478 | 36 | 520 | 76 |
| 400 | Polaris | 400 Sportsman 4 x 4 | W8040 | 94-96 | C/S 1 | JTF3221 | 13 | Mid Axle 1 | JTR1478 | 34 | 520 | 84 |
| | | | | | C/S 2 | JTF3222 | 11 | | | | 520 | 70 |
| | | | | | Front Axle | JTF3323 | 22 | Mid Axle 1 | JTR1478 | 34 | 520 | 64 |
| | | | | | Centre 1 | JTF3221 | 13 | | | | 520 | |
| | | | | | Centre 2 | JTF3323 | 22 | | | | 520 | |
| 400 | Polaris | 400 Trail Blazer 2 x 4 | | 03 | C/S | JTF3221 | 13 | Rear | JTR1478 | 36 | 520 | 76 |
| 400 | Polaris | 400 Xplorer 4 x 4 | W9140 | 95-99 | C/S 1 | JTF3221 | 13 | Mid Axle 1 | JTR1478 | 34 | 520 | 84 |
| | | | | | C/S 2 | JTF3222 | 11 | | | | 520 | 70 |
| | | | | | Front Axle | JTF3323 | 22 | Mid Axle 1 | JTR1478 | 34 | 520 | 64 |
| | | | | | Centre 1 | JTF3221 | 13 | | | | 520 | |
| | | | | | Centre 2 | JTF3323 | 22 | | | | 520 | |

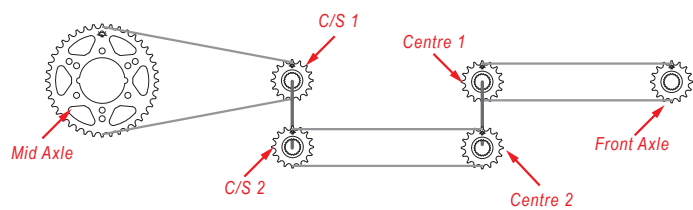
| CC | Make | Model | Year | Front Sprocket | | | Rear Sprocket | | | Chain | | |
|-----|---------|----------------------|-------|----------------|---------|---------|---------------|------------|---------|-------|--------|----|
| | | | | Position | Part | T | Position | Part | T | Pitch | Length | |
| 400 | Polaris | 400L '6 x 6 | W8740 | 94-98 | C/S 1 | JTF3221 | 13 | Mid Axle 1 | JTR1478 | 42 | 520 | 88 |
| | | | | C/S 2 | JTF3222 | 11 | | | 520 | 70 | | |
| | | | | Front Axle | JTF3323 | 22 | | | 520 | 64 | | |
| | | | | Centre 1 | JTF3221 | 12 | Mid Axle 2 | JTR1478 | 30 | 520 | 116 | |
| | | | | Centre 2 | JTF3323 | 22 | Rear Axle | JTR1478 | 30 | | | |
| 400 | Polaris | 400 Scrambler | | 00-01 | C/S | JTF3221 | 13 | Rear | JTR1478 | 36 | 520 | |
| 425 | Polaris | 425 Magnum 2 x 4 | W7544 | 95-98 | C/S | JTF3221 | 12 | Rear | JTR1478 | 38 | 520 | 86 |
| 425 | Polaris | 425 Magnum 4 x 4 | W8144 | 95-98 | C/S 1 | JTF3221 | 12 | Mid Axle 1 | JTR1478 | 38 | 520 | 86 |
| | | | | C/S 2 | JTF3222 | 11 | | | 520 | 70 | | |
| | | | | Front Axle | JTF3323 | 22 | | | 520 | 68 | | |
| | | | | Centre 1 | JTF3221 | 11 | | | | | | |
| | | | | Centre 2 | JTF3323 | 22 | | | | | | |
| 425 | Polaris | 425 Magnum 6 x 6 | | 96 | C/S 1 | JTF3221 | 12 | Mid Axle 1 | JTR1478 | 42 | 520 | 88 |
| | | | | C/S 2 | JTF3222 | 11 | | | 520 | 72 | | |
| | | | | Front Axle | JTF3323 | 22 | | | 520 | 68 | | |
| | | | | Centre 1 | JTF3221 | 11 | Mid Axle 2 | JTR1478 | 30 | 520 | 116 | |
| | | | | Centre 2 | JTF3323 | 24 | Rear Axle | JTR1478 | 30 | | | |
| 450 | Polaris | 450 Outlaw S | | 08-10 | C/S | JTF1901 | 14 | Rear | JTR1480 | 38 | 520 | 98 |
| 450 | Polaris | 450 Outlaw MXR | | 09-10 | C/S | JTF1901 | 14 | Rear | JTR1480 | 38 | 520 | 98 |
| 500 | Polaris | 500 Outlaw | | 06-07 | C/S | JTF1309 | 14 | Rear | | | 520 | 90 |
| 500 | Polaris | 500 Predator E 2x4 | | 03-04 | C/S | JTF1309 | 14 | Rear | JTR1480 | 37 | 520 | 94 |
| 500 | Polaris | 500 Predator | | 05-06 | C/S | JTF1309 | 14 | Rear | JTR1480 | 38 | 520 | 94 |
| 500 | Polaris | 500 Predator LE | | 07 | C/S | JTF1309 | 14 | Rear | JTR1480 | 38 | 520 | 94 |
| 500 | Polaris | 500 Scrambler 4 x 4 | | 00-11 | C/S | JTF3221 | 13 | Rear | JTR1478 | 36 | 520 | |
| 525 | Polaris | 525 Outlaw | | 07 | C/S | JTF1901 | 14 | Rear | | | 520 | 98 |
| 525 | Polaris | 525 Outlaw IRS | | 08-09 | C/S | JTF1901 | 14 | Rear | | | 520 | 98 |
| 525 | Polaris | 525 Outlaw IRS 2 x 4 | | 10-11 | C/S | JTF1901 | 14 | Rear | | | 520 | 98 |
| 525 | Polaris | 525 Outlaw S | | 08-10 | C/S | JTF1901 | 14 | Rear | JTR1480 | 38 | 520 | 98 |

Polaris Sprocket Arrangement

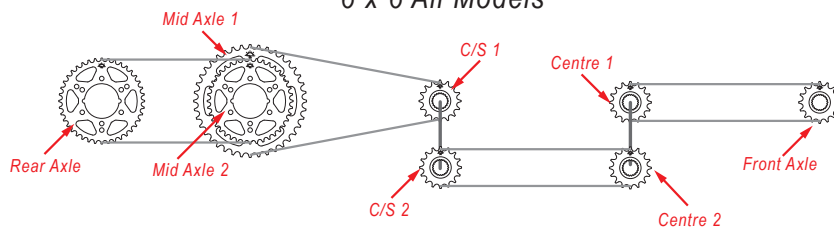
4 x 6 All Models



4 x 4 All Models



6 x 6 All Models



| CC | Make | Model | Year | Front Sprocket | T | Rear Sprocket | T | Aluminium Rear Sprocket | Chain Pitch | Chain Length |
|------------------------------|--------|--|-------|----------------|----------|---------------|---------|-------------------------|-------------|--------------|
| Rieju Off Road Bikes | | | | | | | | | | |
| 50 | Rieju | 50 MRT Pro | 09-10 | JTF1120 | 11 | JTR1131 | 52 | | 420 | 132 |
| 50 | Rieju | 50 MX D/T | 09 | | 10 | | 52 | | 420 | |
| Suzuki Off Road Bikes | | | | | | | | | | |
| 50 | Suzuki | JR50 C,N,T,X,Z | USA | 78-82 | JTF563 | 13 | JTR1780 | 28 | | 420 78 |
| 50 | Suzuki | JR50 RD | USA | 83 | JTF563 | 13 | JTR1780 | 28 | | 420 78 |
| 50 | Suzuki | JR50 F,G,H,J,K,L,M,N,P,R,S,T,V,W,X,Y,K1,K2,K3,K4,K5,K6 | | 85-06 | JTF563 | 13 | JTR1780 | 28 | | 420 78 |
| 50 | Suzuki | RM50 C,N,T | USA | 78-80 | JTF563 | 12 | JTR801 | 42 | | 420 92 |
| 50 | Suzuki | RM50 | | 81-82 | JTF429 | 12 | JTR801 | 41 | | 420 92 |
| 50 | Suzuki | RMX50 | | 97-99 | JTF413 | 12 | JTR799 | 50 | | 420 |
| 60 | Suzuki | RM60 N | USA | 79 | JTF563 | 12 | JTR801 | 44 | | 420 94 |
| 60 | Suzuki | RM60 T,X,Z,D | USA | 80-83 | JTF563 | 12 | JTR801 | 42 | | 420 92 |
| 60 | Suzuki | RM60 K3 | | 03 | JTF546 | 13 | JTR464 | 44 | JTA464 | 420 104 |
| 65 | Suzuki | RM65 K3-K5 | | 03-05 | JTF546 | 13 | JTR1465 | 47 | JTA1465 | 420 110 |
| 65 | Suzuki | RM65 K3-K5 >>>> 428 Chain Conversion | | 03-05 | JTF555 | 13 | JTR1466 | 47 | | 428 110 |
| 70 | Suzuki | DR-270 K8,K9,L0-L8 | | 08-18 | JTF428 | 13 | | 33 | | 428 78 |
| 75 | Suzuki | TM75 L/M/A | USA | 74-76 | JTF563 | 15 | JTR801 | 42 | | 420 110 |
| 80 | Suzuki | DS80 C,N | | 78-79 | JTF428 | 14 | JTR802 | 40 | | 428 88 |
| 80 | Suzuki | DS80 T,X,Z | | 80-82 | JTF428 | 12 | JTR802 | 34 | | 428 96 |
| 80 | Suzuki | DS80 D,F,G,H,J,K,L,M,N,P,R,S,T,V,W,X,Y,K1,K2,K3 | | 82-03 | JTF428 | 12 | JTR802 | 34 | | 428 96 |
| 80 | Suzuki | JR80 D,F,G,H,J,K,L,M,N,P,R,S,T,V,W,X,Y,K1,K2,K3 | | 82-03 | JTF428 | 12 | JTR802 | 34 | | 428 96 |
| 80 | Suzuki | JR80 K4 | | 04 | JTF428 | 12 | JTR802 | 34 | | 428 112 |
| 80 | Suzuki | RM80 B | USA | 77 | JTF428 | 13 | JTR802 | 46 | | 428 130 |
| 80 | Suzuki | RM80 C | USA | 78 | JTF428 | 14 | JTR802 | 42 | | 428 104 |
| 80 | Suzuki | RM80 N,T,X | | 79-81 | JTF428 | 13 | JTR802 | 48 | | 428 110 |
| 80 | Suzuki | RM80 T/X | USA | 80-81 | JTF428 | 14 | JTR802 | 50 | | 428 112 |
| 80 | Suzuki | RM80 Z | | 82 | JTF428 | 13 | JTR798 | 52 | JTA798 | 428 116 |
| 80 | Suzuki | RM80 Z | USA | 82 | JTF1263 | 13 | JTR798 | 52 | JTA798 | 428 116 |
| 80 | Suzuki | RM80 XD (Small Wheels) | | 83 | JTF416 | 14 | JTR798 | 50 | JTA798 | 428 132 |
| 80 | Suzuki | RM80 D | USA | 83 | JTF1263 | 13 | JTR798 | 50 | JTA798 | 428 118 |
| 80 | Suzuki | RM80 XE,XF (Small Wheels) | | 84-85 | JTF416 | 14 | JTR798 | 44 | JTA798 | 428 132 |
| 80 | Suzuki | RM80 E/F | USA | 84-85 | JTF1263 | 13 | JTR798 | 44 | JTA798 | 428 114 |
| 80 | Suzuki | RM80 HD,HE,HF | | 83-85 | JTF416 | 14 | JTR798 | 56 | JTA798 | 428 136 |
| 80 | Suzuki | RM80 XG,XH,XJ | | 86-88 | JTF413 | 14 | | 50 | | 420 120 |
| 80 | Suzuki | RM80 XG,XH,XJ >>> 428 Chain Conversion | | 86-88 | JTF416 | 14 | JTR798 | 50 | JTA798 | 428 120 |
| 80 | Suzuki | RM80 XK,XL,XM,XN,XP,XR,XS,XT,XV,XW,XX,XY,K1 | | 89-01 | JTF416 | 14 | JTR798 | 48 | JTA798 | 428 118 |
| 80 | Suzuki | RM80 K,L,M,N,P,R,S,T,V,W,X,Y,K1 | USA | 86-01 | JTF1263 | 14 | JTR798 | 48 | JTA798 | 428 118 |
| 80 | Suzuki | RM80 V,W,X,Y,K1 (Big Wheels) | | 97-01 | JTF416 | 13 | JTR798 | 48 | JTA798 | 428 118 |
| 85 | Suzuki | RM85 K2-K9,L0-L8 | | 02-18 | JTF416 | 14 | JTR798 | 47 | JTA798 | 428 118 |
| 85 | Suzuki | RM85 K2-K9,L0-L8 | USA | 02-18 | JTF1263 | 14 | JTR798 | 47 | JTA798 | 428 118 |
| 85 | Suzuki | RM85 L K2-K9,L0-L6 (Big Wheel) | | 02-18 | JTF416 | 13 | JTR798 | 47 | JTA798 | 428 122 |
| 85 | Suzuki | RM85 L K2-K9,L0-L6 (Big Wheel) | USA | 02-18 | JTF1263 | 14 | JTR798 | 47 | JTA798 | 428 122 |
| 90 | Suzuki | RV90 J/K/L/M/A/B | USA | 72-77 | JTF1263 | 15 | JTR802 | 47 | | 428 |
| 100 | Suzuki | DR100 D,E,F,G,H,J,K,L | USA | 83-90 | JTF426 | 13 | JTR804 | 42 | | 428 112 |
| 100 | Suzuki | RM100 A,B | | 76-77 | JTF426 | 14 | JTR809 | 57 | | 428 132 |
| 100 | Suzuki | RM100 C | | 78 | JTF426 | 14 | | 57 | | 428 132 |
| 100 | Suzuki | RM100 N,T,X,Z | | 79-82 | JTF426 | 14 | JTR805 | 60 | | 428 132 |
| 100 | Suzuki | RM100 N,T,X,Z <<< 520 Chain Conversion | | 79-82 | JTF427SC | 11 | JTR808 | 47 | JTA808 | 520 |
| 100 | Suzuki | RM100 K3 | | 03 | JTF546 | 13 | JTR461 | 51 | JTA461 | 420 124 |
| 100 | Suzuki | RM100 K3 >>> 428 Chain Conversion | | 03 | JTF555 | 13 | JTR462 | 51 | JTA462 | 428 124 |
| 100 | Suzuki | SP100 D | USA | 83 | JTF426 | 13 | JTR804 | 45 | | 428 118 |
| 100 | Suzuki | TC100 | | 72-77 | JTF1467 | 13 | JTR809 | 47 | | 428 124 |
| 100 | Suzuki | TC100 K,L,M | USA | 73-75 | | | JTR809 | 50 | | 428 114 |
| 100 | Suzuki | TC100 A,B | USA | 76-77 | | | JTR809 | 47 | | 428 124 |
| 100 | Suzuki | TF100 | | 81- | JTF1263 | 13 | JTR809 | 53 | | 428 118 |
| 100 | Suzuki | TM100 L,M | USA | 74-75 | JTF1263 | 14 | JTR809 | 57 | | 428 |
| 100 | Suzuki | TS100 K,L,M | USA | 73-75 | JTF1263 | 14 | JTR809 | 47 | | 428 116 |
| 100 | Suzuki | TS100 A,B | USA | 76-77 | JTF1263 | 13 | JTR809 | 49 | | 428 124 |

| CC | Make | Model | Year | Front Sprocket | T | Rear Sprocket | T | Aluminium Rear Sprocket | Chain Pitch | Chain Length |
|-----|--------|-----------------------------------|-----------------|----------------|----|---------------|----|-------------------------|-------------|--------------|
| 100 | Suzuki | TS100 C | USA 78 | JTF1263 | 14 | JTR809 | 44 | | 428 | 114 |
| 100 | Suzuki | TS100 N | USA 79 | JTF1263 | 14 | JTR809 | 46 | | 428 | 114 |
| 100 | Suzuki | TS100 T,X | USA 80-81 | JTF1263 | 14 | JTR809 | 46 | | 428 | 116 |
| 125 | Suzuki | DF125 | 83 | JTF426 | 13 | JTR804 | 53 | | 428 | 136 |
| 125 | Suzuki | DR-Z125 K3-K9,L0-L6 | 03-18 | JTF409 | 14 | JTR797 | 51 | | 428 | 134 |
| 125 | Suzuki | DR-Z125 L K3-K9,L0-L6 | 03-18 | JTF409 | 14 | JTR797 | 57 | | 428 | 134 |
| 125 | Suzuki | DS125 N,T,X | USA 79-81 | JTF1263 | 15 | JTR809 | 44 | | 428 | 114 |
| 125 | Suzuki | RM125 M | USA 75 | JTF1263 | 14 | JTR809 | 60 | | 428 | 126 |
| 125 | Suzuki | RM125 A,B | 76-77 | JTF426 | 14 | JTR809 | 60 | | 428 | 132 |
| 125 | Suzuki | RM125 C | 78 | JTF426 | 14 | | 60 | | 428 | 132 |
| 125 | Suzuki | RM125 N | 79 | JTF426 | 14 | | 59 | | 428 | 132 |
| 125 | Suzuki | RM125 T,X,Z | 80-82 | JTF427SC | 12 | JTR808 | 51 | JTA808 | 520 | 112 |
| 125 | Suzuki | RM125 D | 83 | JTF427SC | 12 | JTR808 | 51 | JTA808 | 520 | 114 |
| 125 | Suzuki | RM125 E | 84 | JTF427SC | 12 | JTR808 | 51 | JTA808 | 520 | 116 |
| 125 | Suzuki | RM125 F | 85 | JTF427SC | 12 | JTR808 | 49 | JTA808 | 520 | 116 |
| 125 | Suzuki | RM125 G | 86 | JTF427SC | 12 | JTR808 | 51 | JTA808 | 520 | 116 |
| 125 | Suzuki | RM125 H | 87 | JTF427SC | 12 | JTR808 | 53 | JTA808 | 520 | 116 |
| 125 | Suzuki | RM125 H | USA 87 | JTF427SC | 12 | JTR808 | 51 | JTA808 | 520 | 114 |
| 125 | Suzuki | RM125 J,K,L,M | 88-91 | JTF427SC | 13 | JTR808 | 51 | JTA808 | 520 | 114 |
| 125 | Suzuki | RM125 N,P,R,S,T | 92-96 | JTF427SC | 12 | JTR808 | 49 | JTA808 | 520 | 114 |
| 125 | Suzuki | RM125 V,W,X | 97-99 | JTF427SC | 12 | JTR808 | 50 | JTA808 | 520 | 114 |
| 125 | Suzuki | RM125 Y,K1,K2,K3,K4,K5 | 00-05 | JTF427SC | 12 | JTR808 | 49 | JTA808 | 520 | 114 |
| 125 | Suzuki | RM125 K5 | USA 05 | JTF427SC | 12 | JTR808 | 50 | JTA808 | 520 | 114 |
| 125 | Suzuki | RM125 K6,K7,K8,K9,L0,L1 | 06-11 | JTF427SC | 12 | JTR808 | 51 | JTA808 | 520 | 114 |
| 125 | Suzuki | RM125 L2 | 12 | JTF427SC | 12 | JTR808 | 51 | JTA808 | 520 | 114 |
| 125 | Suzuki | TM125 K,L,M | USA 73-75 | JTF1263 | 15 | JTR809 | 61 | | 428 | 124 |
| 175 | Suzuki | PE175 C,N | 78-79 | JTF427SC | 12 | JTR822 | 48 | JTA822 | 520 | 106 |
| 175 | Suzuki | PE175 T,X | 80-81 | JTF427SC | 12 | JTR1785 | 48 | | 520 | 106 |
| 175 | Suzuki | PE175 Z,D,E | 82-84 | JTF427SC | 12 | JTR1785 | 48 | | 520 | 110 |
| 175 | Suzuki | RS175 T,X,Z | USA 80-82 | JTF427SC | 12 | JTR808 | 46 | JTA808 | 520 | 106 |
| 185 | Suzuki | DS185 C,N,T | USA 78-80 | JTF422 | 12 | JTR811 | 39 | | 520 | 102 |
| 250 | Suzuki | DR250 L,M,N,P Off Road | 90-93 | JTF432SC | 13 | JTR808 | 49 | JTA808 | 520 | 110 |
| 250 | Suzuki | DR250 SE-P,R,S Off Road | 93-95 | JTF432SC | 14 | JTR822 | 42 | JTA822 | 520 | 108 |
| 250 | Suzuki | DR250 SE-P,R Off Road | Australia 93-94 | JTF432SC | 14 | JTR822 | 47 | JTA822 | 520 | 108 |
| 250 | Suzuki | PE250 N | 78-79 | JTF431 | 14 | JTR822 | 52 | JTA822 | 520 | 108 |
| 250 | Suzuki | PE250 T,X,Z,D | 80-82 | JTF431 | 14 | JTR1786 | 52 | | 520 | 110 |
| 250 | Suzuki | RM250 A,B,C,C2 | USA 76-78 | JTF431 | 13 | | 50 | | 520 | 108 |
| 250 | Suzuki | RM250 N,T | 79-80 | JTF431 | 14 | JTR822 | 50 | JTA822 | 520 | 108 |
| 250 | Suzuki | RM250 X | 81 | JTF431 | 14 | JTR808 | 50 | JTA808 | 520 | 114 |
| 250 | Suzuki | RM250 Z | 82 | JTF432SC | 14 | JTR808 | 49 | JTA808 | 520 | 114 |
| 250 | Suzuki | RM250 D | 83 | JTF432SC | 14 | JTR808 | 50 | JTA808 | 520 | 116 |
| 250 | Suzuki | RM250 E,F,G | 84-86 | JTF432SC | 14 | JTR828 | 50 | | 520 | 116 |
| 250 | Suzuki | RM250 H,J | 87-88 | JTF432SC | 13 | JTR808 | 50 | JTA808 | 520 | 116 |
| 250 | Suzuki | RM250 K,L,M,N,P,R,S,T,V | 89-97 | JTF432SC | 13 | JTR808 | 49 | JTA808 | 520 | 116 |
| 250 | Suzuki | RM250 W | 98 | JTF432SC | 13 | JTR808 | 50 | JTA808 | 520 | 114 |
| 250 | Suzuki | RM250 X | 99 | JTF432SC | 13 | JTR808 | 49 | JTA808 | 520 | 114 |
| 250 | Suzuki | RM250 Y,K1,K2,K3 | 00-03 | JTF432SC | 13 | JTR808 | 48 | JTA808 | 520 | 114 |
| 250 | Suzuki | RM250 K1/K2/K3 | USA 01-03 | JTF432SC | 13 | JTR808 | 49 | JTA808 | 520 | 114 |
| 250 | Suzuki | RM250 K4,K5,K6,K7,K8,K9,L0,L1 | 04-11 | JTF432SC | 13 | JTR808 | 50 | JTA808 | 520 | 114 |
| 250 | Suzuki | RM250 L2 | 12 | JTF432SC | 13 | JTR808 | 50 | JTA808 | 520 | 114 |
| 250 | Suzuki | RMX250 K,L,M,N,P,R,S,T,V,W,X,Y,K1 | 89-01 | JTF432SC | 13 | JTR808 | 50 | JTA808 | 520 | 114 |
| 250 | Suzuki | RM-Z250 K4,K5,K6 | 04-06 | JTF430 | 13 | JTR460 | 48 | JTA460 | 520 | 114 |
| 250 | Suzuki | RM-Z250 K6 | USA 06 | JTF430 | 13 | JTR460 | 46 | JTA460 | 520 | 114 |
| 250 | Suzuki | RM-Z250 K7 | USA 07 | JTF427SC | 12 | JTR808 | 50 | JTA808 | 520 | 112 |
| 250 | Suzuki | RM-Z250 K7,K8,K9 | 07-09 | JTF427SC | 12 | JTR808 | 48 | JTA808 | 520 | 112 |
| 250 | Suzuki | RM-Z250 L0,L1,L2 | 10-12 | JTF427SC | 13 | JTR808 | 49 | JTA808 | 520 | 114 |
| 250 | Suzuki | RM-Z250 L3,L4,L5 | 13-15 | JTF1442SC | 13 | JTR808 | 49 | JTA808 | 520 | 114 |
| 250 | Suzuki | RM-Z250 L6,L7,L8 | 16-18 | JTF1442SC | 13 | JTR808 | 49 | JTA808 | 520 | 114 |
| 250 | Suzuki | RS250 T/X | USA 80-81 | JTF431 | 13 | JTR822 | 52 | JTA822 | 520 | 110 |

| CC | Make | Model | Year | Front Sprocket | T | Rear Sprocket | T | Aluminium Rear Sprocket | Chain Pitch | Chain Length |
|-----|--------|--------------------------------------|-----------|----------------|-----------|---------------|---------|-------------------------|-------------|--------------|
| 250 | Suzuki | TM250 J/K/L/M | USA | 72-75 | JTF433 | 15 | JTR813 | 45 | | 525 100 |
| 350 | Suzuki | DR350 L,M,N,P (Off Road Version) | | 90-93 | JTF4325C | 14 | JTR808 | 47 | JTA808 | 520 110 |
| 350 | Suzuki | DR350 R,S,T,V,W,X (Off Road Version) | | 94-99 | JTF4325C | 15 | JTR808 | 44 | JTA808 | 520 110 |
| 370 | Suzuki | RM370 A/B | USA | 76-77 | JTF431 | 13 | | 50 | | 520 108 |
| 400 | Suzuki | DR-Z400 E-K1,K2,K3,K4,K5,K6,K7 | | 00-07 | JTF4325C | 14 | JTR808 | 47 | JTA808 | 520 112 |
| 400 | Suzuki | PE400 T/X | USA | 80-81 | JTF431 | 15 | JTR1786 | 46 | | 520 108 |
| 400 | Suzuki | RM400 | | 78 | JTF431 | 14 | JTR822 | 50 | JTA822 | 520 108 |
| 400 | Suzuki | RM400 N,T | | 79-80 | JTF431 | 14 | JTR822 | 49 | JTA822 | 520 110 |
| 400 | Suzuki | TM400 R,J,K,L,M | USA | 71-75 | JTF419 | 15 | JTR813 | 40 | | 525 102 |
| 450 | Suzuki | RMX450Z L0-L8 | | 10-18 | JTF14415C | 13 | JTR808 | 51 | JTA808 | 520 114 |
| 450 | Suzuki | RM-Z450 K5,K6,K7 | | 05-07 | JTF14415C | 14 | JTR808 | 49 | JTA808 | 520 116 |
| 450 | Suzuki | RM-Z450 K8,K9,L0,L1,L2 | | 08-12 | JTF14415C | 13 | JTR808 | 50 | JTA808 | 520 114 |
| 450 | Suzuki | RM-Z450 L3,L4 | | 13-14 | JTF14435C | 13 | JTR808 | 50 | JTA808 | 520 114 |
| 450 | Suzuki | RM-Z450 L5,L6,L7,L8 | | 15-18 | JTF14435C | 13 | JTR808 | 50 | JTA808 | 520 114 |
| 465 | Suzuki | RM465 X | | 81 | JTF1450 | 14 | JTR828 | 48 | | 520 112 |
| 465 | Suzuki | RM465 Z | | 82 | JTF1450 | 14 | JTR828 | 47 | | 520 112 |
| 500 | Suzuki | DR500 Z,D Off Road Enduro | Australia | 83-84 | JTF434 | 14 | JTR1825 | 46 | | 520 106 |
| 500 | Suzuki | RM500 D,E | | 83-84 | JTF1450 | 14 | JTR828 | 46 | | 520 116 |

Suzuki Three Wheels

| | | | | | | | | | | |
|-----|--------|----------------|--|-------|---------|----|--------|----|--|--------|
| 50 | Suzuki | ALT50 D,E | | 83-84 | JTF563 | 11 | JTR801 | 37 | | 420 64 |
| 125 | Suzuki | ALT125 D,E,F,G | | 83-86 | JTF426 | 13 | | 49 | | 428 90 |
| 185 | Suzuki | ALT185 F | | 85 | JTF1439 | 12 | | 38 | | 520 72 |

Suzuki Four Wheels

| | | | | | | | | | | |
|----|--------|---|--|-------|---------|----|---------|----|--|--------|
| 50 | Suzuki | LT50 E,F,G,H | | 84-87 | JTF563 | 11 | JTR801 | 37 | | 420 64 |
| 50 | Suzuki | LT50 J,K,X,Y | | 97-00 | JTF563 | 11 | JTR801 | 37 | | 420 64 |
| 50 | Suzuki | LT A-50 K1 | | 01 | JTF563 | 11 | JTR801 | 37 | | 420 78 |
| 50 | Suzuki | LT A-50 K2,K3,K4,K5 QuadSport | | 02-05 | JTF562 | 10 | | 37 | | 420 78 |
| 80 | Suzuki | LT80 H/J QuadSport | | 87-88 | | 12 | | 26 | | 428 44 |
| 80 | Suzuki | LT80 K,L,M,N,P,R,S,T,V,WX,Y,K1-K6 QuadSport | | 89-06 | JTF1407 | 10 | JTR1795 | 22 | | 520 36 |



| CC | Make | Model | Year | Front Sprocket | T | Rear Sprocket | T | Aluminium Rear Sprocket | Chain Pitch | Chain Length |
|-----|--------|-------------------------------------|-------|----------------|----|---------------|----|-------------------------|-------------|--------------|
| 90 | Suzuki | LT-Z90 K7,K8,K9 QuadSport | 07-09 | | 11 | | 24 | | 520 | |
| 90 | Suzuki | LT-Z90 L0 QuadSport | 10 | | 11 | | 24 | | 520 | |
| 125 | Suzuki | LT125 D/E/F/G/H | 83-87 | JTF426 | 13 | | 49 | | 428 | 90 |
| 160 | Suzuki | LT160 E K/L/M/N/P Quadranner | 89-92 | JTF1439 | 11 | JTR1826 | 39 | | 520 | 84 |
| 160 | Suzuki | LT-F160 M,N,P,R,S,T,V,W,X,Y,K1 | 91-01 | JTF1439 | 11 | JTR1826 | 39 | | 520 | 84 |
| 160 | Suzuki | LT-F160 K2,K3,K4 Quadranner | 02-04 | JTF1439 | 11 | JTR1826 | 39 | | 520 | 84 |
| 185 | Suzuki | LT185 E,F,G,H | 84-87 | JTF1439 | 12 | | 38 | | 520 | 72 |
| 230 | Suzuki | LT230 S- F,G,H,J | 85-88 | JTF1439 | 12 | JTR1826 | 41 | | 520 | 84 |
| 230 | Suzuki | LT230 E- H,J,K,L,M,N,P | 86-93 | JTF1439 | 11 | JTR1826 | 41 | | 520 | 84 |
| 250 | Suzuki | LT250 R- F,G,H,J,K,L Quadracer | 85-90 | JTF432 | 12 | JTR1826 | 42 | | 520 | 102 |
| 250 | Suzuki | LT250 R -N,P Quadracer | 92-93 | JTF432 | 12 | JTR1826 | 42 | | 520 | 102 |
| 250 | Suzuki | LT250 E,EF- F | 85 | JTF1445 | 11 | JTR1825 | 38 | | 520 | 78 |
| 250 | Suzuki | LT250 EF G | 86 | JTF431 | 11 | JTR1825 | 41 | | 520 | 78 |
| 250 | Suzuki | LT250 S- K,L | 89-90 | JTF1439 | 12 | JTR1826 | 39 | | 520 | 86 |
| 300 | Suzuki | LT300 E- H,J,K | 87-89 | JTF431 | 11 | JTR1825 | 41 | | 520 | 92 |
| 400 | Suzuki | LT-Z400 K3,K4,K5,K6,K7,K8 QuadSport | 03-08 | JTF1401 | 14 | JTR1826 | 40 | | 520 | 96 |
| 400 | Suzuki | LT-Z400 K9,L0,L1,L2 QuadSport | 09-12 | JTF1401 | 14 | JTR1760 | 40 | | 520 | 96 |
| 450 | Suzuki | LT-R450 K6,K7,K8,K9 Quadracer | 06-09 | JTF1401 | 14 | JTR1760 | 36 | | 520 | 96 |
| 450 | Suzuki | LT-R450 L0 Quadracer R450 Ltd. Ed. | 10 | JTF1401 | 14 | JTR1760 | 36 | | 520 | 96 |
| 500 | Suzuki | LT500 R- H Quadzilla | 87 | JTF1450 | 13 | JTR1825 | 42 | | 520 | 96 |
| 500 | Suzuki | LT500 R- J,K,L Quadzilla | 88-92 | JTF1450 | 13 | JTR1825 | 40 | | 520 | 98 |

Thumpstar Pit Bikes

| | | | | | | | | | | |
|-----|-----------|---------------------------------------|--|--------|----|---------|----|--|-----|--|
| 100 | Thumpstar | Thumpstar Pit Bikes All Models 100cc+ | | JTF259 | 15 | JTR1080 | 39 | | 428 | |
|-----|-----------|---------------------------------------|--|--------|----|---------|----|--|-----|--|

X-Sport Pit Bikes


| | | | | | | | | | | |
|-----|---------|-------------------------------------|--|--------|----|---------|----|--|-----|--|
| 100 | X-Sport | X-Sport Pit Bikes All Models 100cc+ | | JTF259 | 15 | JTR1080 | 39 | | 428 | |
|-----|---------|-------------------------------------|--|--------|----|---------|----|--|-----|--|

Yamaha Off Road Bikes

| | | | | | | | | | | |
|----|--------|--|-------|---------|----|---------|----|--------|-----|-----|
| 50 | Yamaha | TT-R50 E-V,W,X,Y,Z,A,B,D,E,F,G,H,J 1P6,2CJ | 06-18 | JTF546 | 13 | JTR834 | 37 | | 420 | |
| 50 | Yamaha | YZ50 G | 80 | JTF563 | 12 | | 45 | | 420 | 90 |
| 60 | Yamaha | YZ60 H | 81 | JTF546 | 12 | | 42 | | 420 | 98 |
| 60 | Yamaha | YZ60 J,K,L | 82-84 | JTF546 | 13 | | 42 | | 420 | 98 |
| 80 | Yamaha | BW80 S,T,U USA | 86-88 | JTF546 | 15 | JTR834 | 32 | | 420 | 90 |
| 80 | Yamaha | BW80 A USA | 90 | JTF546 | 15 | JTR834 | 32 | | 420 | 90 |
| 80 | Yamaha | GT MX D,E,F USA | 77-79 | JTF563 | 14 | JTR832 | 41 | | 420 | 106 |
| 80 | Yamaha | MX80 G,H,J USA | 80-82 | JTF563 | 14 | JTR832 | 41 | | 420 | 92 |
| 80 | Yamaha | PW80 K,N Y-Zinger | 83-85 | JTF546 | 15 | JTR834 | 32 | | 420 | 84 |
| 80 | Yamaha | PW80 B,D,E,F,G,H,J,K,L,M,N,P,R,S Y-Zinger | 91-04 | JTF546 | 15 | JTR834 | 32 | | 420 | 84 |
| 80 | Yamaha | PW80 T,V | 05-06 | JTF546 | 15 | JTR834 | 32 | | 420 | 84 |
| 80 | Yamaha | TY80 | | JTF563 | 12 | JTR832 | 41 | | 420 | 106 |
| 80 | Yamaha | YZ80 A,B,C,D USA | 74-77 | JTF563 | 13 | JTR832 | 48 | | 420 | 104 |
| 80 | Yamaha | YZ80 E,F | 78-79 | JTF428 | 14 | | 51 | | 428 | 108 |
| 80 | Yamaha | YZ80 G | 80 | JTF428 | 14 | JTR1842 | 51 | | 428 | 108 |
| 80 | Yamaha | YZ80 H,J | 81-82 | JTF416 | 13 | JTR1842 | 44 | | 428 | 110 |
| 80 | Yamaha | YZ80 H/J USA | 81-82 | JTF1263 | 13 | JTR1842 | 44 | | 428 | 108 |
| 80 | Yamaha | YZ80 K | 83 | JTF1263 | 12 | JTR1842 | 42 | | 428 | 110 |
| 80 | Yamaha | YZ80 L | 84 | JTF416 | 15 | JTR831 | 46 | JTA831 | 428 | 114 |
| 80 | Yamaha | YZ80 L USA | 84 | JTF1263 | 15 | JTR831 | 46 | JTA831 | 428 | 114 |
| 80 | Yamaha | YZ80 N | 85 | JTF416 | 14 | JTR831 | 48 | JTA831 | 428 | 112 |
| 80 | Yamaha | YZ80 N USA | 85 | JTF1263 | 14 | JTR831 | 48 | JTA831 | 428 | 112 |
| 80 | Yamaha | YZ80 S,T,U,W,A,B,D | 86-92 | JTF416 | 14 | JTR831 | 46 | JTA831 | 428 | 112 |
| 80 | Yamaha | YZ80 S,T,U,W,A,B,D USA | 86-92 | JTF1263 | 14 | JTR831 | 46 | JTA831 | 428 | 112 |
| 80 | Yamaha | YZ80 E,F,G,H,J,K,L,M,N | 93-01 | JTF416 | 14 | JTR798 | 47 | JTA798 | 428 | 118 |
| 80 | Yamaha | YZ80 E,F,G,H,J,K,L,M,N USA | 93-01 | JTF1263 | 14 | JTR798 | 47 | JTA798 | 428 | 118 |
| 80 | Yamaha | YZ80 F,G,H,J,K,L,M,N Large Wheel | 94-01 | JTF416 | 13 | JTR798 | 47 | JTA798 | 428 | 118 |
| 85 | Yamaha | YZ85 P,R,S,T,V,W,X,Y,Z,A,B,D,E,F,G,H,J 5PA | 02-18 | JTF558 | 14 | JTR798 | 47 | JTA798 | 428 | 118 |
| 85 | Yamaha | YZ85 P,R,S,T,V,W,X,Y,Z,A,B,D,E,F,G,H,J Large Wheel | 02-18 | JTF558 | 14 | JTR798 | 52 | JTA798 | 428 | 124 |
| 90 | Yamaha | TT-R90 5HNJ | 00-04 | JTF546 | 14 | JTR834 | 35 | | 420 | 86 |
| 90 | Yamaha | TT-R90 E | 04-07 | JTF546 | 14 | JTR834 | 35 | | 420 | 86 |

| CC | Make | Model | Year | Front Sprocket | T | Rear Sprocket | T | Aluminium Rear Sprocket | Chain Pitch | Chain Length |
|-----|--------|--|-----------------|----------------|----|---------------|----|-------------------------|-------------|--------------|
| 100 | Yamaha | MX100 A,B,C,D,E | USA 74-78 | JTF1263 | 14 | JTR838 | 52 | | 428 | 110 |
| 100 | Yamaha | MX100 F,G,H,I,J,K | USA 79-83 | JTF546 | 14 | JTR834 | 48 | | 420 | 104 |
| 100 | Yamaha | RT100 A,D,E,F,G,H,I,J,K,L,M | 90-00 | JTF546 | 14 | JTR834 | 48 | | 420 | 104 |
| 100 | Yamaha | YZ100 C,D | 76-77 | JTF422 | 12 | JTR845 | 40 | | 520 | 98 |
| 100 | Yamaha | YZ100 E,F | 78-79 | JTF422 | 12 | JTR845 | 43 | | 520 | 98 |
| 100 | Yamaha | YZ100 G,H | 80-81 | JTF422 | 12 | JTR845 | 45 | | 520 | 100 |
| 100 | Yamaha | YZ100 J,K | 82-83 | JTF422 | 12 | JTR853 | 50 | JTA853 | 520 | 106 |
| 110 | Yamaha | TT-R110 E | 08-18 | JTF546 | 14 | JTR834 | 35 | | 420 | 90 |
| 125 | Yamaha | IT125 G,H | USA 80-81 | JTF422 | 12 | JTR845 | 46 | | 520 | 100 |
| 125 | Yamaha | MX125 A,B,C | USA 74-76 | JTF1263 | 14 | | 47 | | 428 | 114 |
| 125 | Yamaha | TT-R125 | 00-01 | JTF548 | 13 | JTR833 | 49 | | 428 | 116 |
| 125 | Yamaha | TT-R125 LW | 00-01 | JTF548 | 13 | JTR833 | 54 | | 428 | 116 |
| 125 | Yamaha | TT-R125 | 5HPP 02-04 | JTF548 | 13 | JTR1843 | 49 | | 428 | 116 |
| 125 | Yamaha | TT-R125 E | 05-10 | JTF548 | 13 | JTR1843 | 49 | | 428 | 116 |
| 125 | Yamaha | TT-R125 LW | 5HPH/M 02-04 | JTF548 | 13 | JTR1843 | 54 | | 428 | 122 |
| 125 | Yamaha | TT-R125 L LE,LW,LWE | 19C,2PT 05-18 | JTF548 | 13 | JTR1843 | 54 | | 428 | 122 |
| 125 | Yamaha | TY125 | 89 | JTF416 | 13 | JTR1842 | 52 | | 428 | 120 |
| 125 | Yamaha | YZ125 A/B/C | USA 74-75 | JTF1263 | 15 | | 47 | | 428 | 112 |
| 125 | Yamaha | YZ125 C | USA 76 | JTF1263 | 14 | | 45 | | 428 | 112 |
| 125 | Yamaha | YZ125 D | 77 | JTF422 | 12 | JTR845 | 49 | | 520 | 98 |
| 125 | Yamaha | YZ125 E,F | 78-79 | JTF422 | 12 | JTR845 | 51 | | 520 | 104 |
| 125 | Yamaha | YZ125 G | 80 | JTF422 | 12 | JTR853 | 48 | JTA853 | 520 | 102 |
| 125 | Yamaha | YZ125 H,J | 81-82 | JTF422 | 12 | JTR853 | 46 | JTA853 | 520 | 104 |
| 125 | Yamaha | YZ125 K | 83 | JTF422 | 12 | JTR853 | 48 | JTA853 | 520 | 106 |
| 125 | Yamaha | YZ125 L | 84 | JTF422 | 12 | JTR853 | 50 | JTA853 | 520 | 112 |
| 125 | Yamaha | YZ125 N | 85 | JTF422 | 12 | JTR853 | 50 | JTA853 | 520 | 114 |
| 125 | Yamaha | YZ125 S | 86 | JTF422 | 13 | JTR853 | 50 | JTA853 | 520 | 112 |
| 125 | Yamaha | YZ125 T | 87 | JTF564 | 13 | JTR853 | 50 | JTA853 | 520 | 112 |
| 125 | Yamaha | YZ125 U | 88 | JTF564 | 13 | JTR853 | 49 | JTA853 | 520 | 112 |
| 125 | Yamaha | YZ125 W,A,B,D | 89-92 | JTF564 | 13 | JTR853 | 51 | JTA853 | 520 | 116 |
| 125 | Yamaha | YZ125 E,F,G,H | 93-96 | JTF564 | 13 | JTR853 | 50 | JTA853 | 520 | 116 |
| 125 | Yamaha | YZ125 J,K | 97-98 | JTF564 | 13 | JTR853 | 48 | JTA853 | 520 | 112 |
| 125 | Yamaha | YZ125 L,M,N | 99-01 | JTF564 | 13 | JTR251 | 48 | JTA251 | 520 | 112 |
| 125 | Yamaha | YZ125 P,R,S | 5XE2 02-04 | JTF564 | 13 | JTR251 | 49 | JTA251 | 520 | 112 |
| 125 | Yamaha | YZ125 T,V,W,X,Y,Z,A1,B,D2,E2,F2,G2,H2,J2 | 05-18 | JTF1590SC | 13 | JTR251 | 48 | JTA251 | 520 | 112 |
| 175 | Yamaha | IT175 D,E,F | 77-79 | JTF422 | 12 | JTR845 | 41 | | 520 | 96 |
| 175 | Yamaha | IT175 G,H,J | 80-82 | JTF422 | 12 | JTR853 | 44 | JTA853 | 520 | 100 |
| 175 | Yamaha | IT175 K | 83 | JTF422 | 12 | JTR853 | 44 | JTA853 | 520 | 104 |
| 175 | Yamaha | MX175 A,B | USA 74-75 | JTF1263 | 14 | JTR1842 | 47 | | 428 | 118 |
| 175 | Yamaha | MX175 F,G,H | USA 77-81 | JTF1263 | 14 | JTR1842 | 49 | | 428 | 118 |
| 175 | Yamaha | TY175 | | JTF416 | 13 | JTR1842 | 51 | | 428 | |
| 175 | Yamaha | YZ175 | USA 76 | JTF422 | 12 | JTR845 | 44 | | 520 | 96 |
| 180 | Yamaha | RT180 A,B,D,E,G,H,I,J,K | 90-98 | JTF1263 | 14 | JTR843 | 51 | | 428 | 122 |
| 200 | Yamaha | BW200 N,S,T,U | 85-88 | JTF422 | 14 | JTR1845 | 37 | | 520 | |
| 200 | Yamaha | IT200 L,N,S | 84-86 | JTF422 | 12 | JTR853 | 44 | JTA853 | 520 | 106 |
| 200 | Yamaha | WR200 R B,D,E | 91-93 | JTF564 | 13 | JTR853 | 52 | JTA853 | 520 | |
| 225 | Yamaha | TT-R225 L,M,N,P,R | 99-04 | JTF555 | 15 | | 58 | | 428 | 128 |
| 230 | Yamaha | TT-R230 T,V,W,X,Y,Z,A,B,D,E,F,G,H | 1C6 05-17 | JTF1554 | 13 | JTR251 | 49 | JTA251 | 520 | 106 |
| 250 | Yamaha | IT250 D,E,F | 77-79 | JTF569 | 13 | JTR853 | 46 | JTA853 | 520 | 106 |
| 250 | Yamaha | IT250 H,J | 81-82 | JTF569 | 14 | JTR853 | 50 | JTA853 | 520 | 108 |
| 250 | Yamaha | IT250 K,L | 83-84 | JTF569 | 13 | JTR853 | 48 | JTA853 | 520 | 112 |
| 250 | Yamaha | MX250 B | 75-76 | JTF569 | 13 | JTR853 | 50 | JTA853 | 520 | 106 |
| 250 | Yamaha | TT250 G,H,J | 80-82 | JTF569 | 14 | JTR845 | 49 | | 520 | 100 |
| 250 | Yamaha | TT250 S,T,W,A,B | 89-92 | JTF575 | 14 | JTR853 | 50 | JTA853 | 520 | 100 |
| 250 | Yamaha | TT250 R | 93-95 | JTF583 | 14 | JTR853 | 43 | JTA853 | 520 | 106 |
| 250 | Yamaha | TT250 R | France 95-96 | | 14 | JTR853 | 44 | JTA853 | 520 | 106 |
| 250 | Yamaha | TT250 R | 96-98 | JTF583 | 14 | JTR853 | 44 | JTA853 | 520 | 106 |
| 250 | Yamaha | TT250 R LW | 99-00 | JTF583 | 14 | JTR853 | 54 | JTA853 | 520 | 122 |
| 250 | Yamaha | TT250 R | 4PXA,4PX9 03-04 | JTF583 | 14 | JTR853 | 44 | JTA853 | 520 | 106 |

| CC | Make | Model | Year | Front Sprocket | T | Rear Sprocket | T | Aluminium Rear Sprocket | Chain Pitch | Chain Length | |
|-----|--------|--|----------|----------------|-----------|---------------|----------|-------------------------|-------------|--------------|-----|
| 250 | Yamaha | TY250/300 S (Monoshock) | 84-90 | JTF569 | 10 | | 42 | | 520 | | |
| 250 | Yamaha | TY250/300 R (Monoshock) | 84-90 | JTF569 | 10 | | 35 | | 520 | | |
| 250 | Yamaha | TYZ250 | 93 | JTF569 | 10 | | 39 | | 520 | 98 | |
| 250 | Yamaha | WR250 V | 89 | JTF569 | 14 | JTR853 | 49 | JTA853 | 520 | 114 | |
| 250 | Yamaha | WR250 A | 90 | JTF569 | 14 | JTR853 | 51 | JTA853 | 520 | 116 | |
| 250 | Yamaha | WR250 ZB,ZD | 91-92 | JTF569 | 14 | JTR853 | 52 | JTA853 | 520 | 116 | |
| 250 | Yamaha | WR250 ZE | 93 | JTF569 | 14 | JTR853 | 51 | JTA853 | 520 | 116 | |
| 250 | Yamaha | WR250 ZF | 94 | JTF569 | 14 | JTR853 | 52 | JTA853 | 520 | 116 | |
| 250 | Yamaha | WR250 ZG | 95 | JTF569 | 15 | JTR853 | 52 | JTA853 | 520 | 116 | |
| 250 | Yamaha | WR250 ZH | 96 | JTF569 | 14 | JTR853 | 52 | JTA853 | 520 | 116 | |
| 250 | Yamaha | WR250 ZJ | 97 | JTF569 | 14 | JTR853 | 49 | JTA853 | 520 | 112 | |
| 250 | Yamaha | WR250 ZK | 98 | JTF569 | 14 | JTR853 | 48 | JTA853 | 520 | 112 | |
| 250 | Yamaha | WR250 F-L,M | 99-00 | JTF565SC | 14 | JTR251 | 50 | JTA251 | 520 | 114 | |
| 250 | Yamaha | WR250 FN (Enduro Version) | 01 | JTF1590SC | 13 | JTR251 | 50 | JTA251 | 520 | 114 | |
| 250 | Yamaha | WR250 F-N,P,R,S,T,V (Off Road Version) | 5UM6 | 01-06 | JTF1590SC | 13 | JTR245/2 | 52 | JTA251 | 520 | 114 |
| 250 | Yamaha | WR250 F-W,X,Y,Z (Off Road Version) | 5UMU/W | 07-10 | JTF1590SC | 13 | JTR251 | 50 | JTA251 | 520 | 114 |
| 250 | Yamaha | WR250 F-Z ,A,B,D,E (Off Road Version) | 5UMV/1HC | 10-14 | JTF1590SC | 14 | JTR245/2 | 47 | JTA251 | 520 | 114 |
| 250 | Yamaha | WR250 F-F,G,H,J (Off Road Version) | 2GB | 15-18 | JTF1590SC | 13 | JTR251 | 50 | JTA251 | 520 | 114 |
| 250 | Yamaha | WR250 F-A,B,D,E,F,G,H (Off Road Version) | USA | 11-17 | JTF1590SC | 13 | JTR251 | 50 | JTA251 | 520 | 114 |
| 250 | Yamaha | WR250 R-X,Y,Z,A,B,D,E,F,G,H,J | 32D5/B | 08-18 | JTF1590SC | 13 | JTR245/2 | 43 | | 520 | 108 |
| 250 | Yamaha | WR250 X-X,Y,A,B,D,E,F | 32D6/C | 08-15 | JTF1590SC | 13 | JTR245/2 | 42 | | 520 | 108 |
| 250 | Yamaha | YZZ250 D,E | 77-78 | JTF569 | 14 | JTR853 | 50 | JTA853 | 520 | 106 | |
| 250 | Yamaha | YZZ250 F | 79 | JTF569 | 14 | JTR853 | 48 | JTA853 | 520 | 108 | |
| 250 | Yamaha | YZZ250 G | 80 | JTF569 | 14 | JTR853 | 48 | JTA853 | 520 | 106 | |
| 250 | Yamaha | YZZ250 H | 81 | JTF569 | 14 | JTR853 | 48 | JTA853 | 520 | 110 | |
| 250 | Yamaha | YZZ250 J,K,L | 82-84 | JTF569 | 13 | JTR853 | 48 | JTA853 | 520 | 112 | |
| 250 | Yamaha | YZZ250 N,S | 85-86 | JTF569 | 14 | JTR853 | 50 | JTA853 | 520 | 114 | |
| 250 | Yamaha | YZZ250 T,U,W | 87-89 | JTF569 | 14 | JTR853 | 49 | JTA853 | 520 | 114 | |
| 250 | Yamaha | YZZ250 A,B | 90-91 | JTF569 | 14 | JTR853 | 51 | JTA853 | 520 | 116 | |
| 250 | Yamaha | YZZ250 D | 92 | JTF569 | 14 | JTR853 | 49 | JTA853 | 520 | 116 | |
| 250 | Yamaha | YZZ250 E | 93 | JTF569 | 14 | JTR853 | 51 | JTA853 | 520 | 116 | |



| CC | Make | Model | Year | Front Sprocket | T | Rear Sprocket | T | Aluminium Rear Sprocket | Chain Pitch | Chain Length |
|-----|--------|--|-------|----------------|----|---------------|----|-------------------------|-------------|--------------|
| 250 | Yamaha | YZ250 F,G,H,J | 94-97 | JTF569 | 13 | JTR853 | 49 | JTA853 | 520 | 114 |
| 250 | Yamaha | YZ250 K | 98 | JTF569 | 13 | JTR853 | 50 | JTA853 | 520 | 114 |
| 250 | Yamaha | YZ250 K | 98 | JTF569 | 14 | JTR853 | 50 | JTA853 | 520 | 114 |
| 250 | Yamaha | YZ250 L,M,N | 99-01 | JTF565SC | 14 | JTR251 | 50 | JTA251 | 520 | 114 |
| 250 | Yamaha | YZ250 P,R,S | 02-04 | JTF565SC | 14 | JTR251 | 49 | JTA251 | 520 | 114 |
| 250 | Yamaha | YZ250 R,S | 03-04 | JTF565SC | 14 | JTR251 | 50 | JTA251 | 520 | 114 |
| 250 | Yamaha | YZ250 T,V,W,X,Y,Z,A1,B1,D2,E2,F2,G2,H2,J2 | 05-18 | JTF565SC | 14 | JTR251 | 50 | JTA251 | 520 | 114 |
| 250 | Yamaha | YZ250 F-N,P,R,S (4-Stroke) | 01-04 | JTF1590SC | 13 | JTR251 | 48 | JTA251 | 520 | 112 |
| 250 | Yamaha | YZ250 F-T,V,W,X,Y (4-Stroke) | 05-09 | JTF1590SC | 13 | JTR251 | 49 | JTA251 | 520 | 112 |
| 250 | Yamaha | YZ250 F-Z,A,B,D | 10-13 | JTF1590SC | 13 | JTR251 | 51 | JTA251 | 520 | 114 |
| 250 | Yamaha | YZ250 F-E,F,G,H,J | 14-18 | JTF1590SC | 13 | JTR251 | 50 | JTA251 | 520 | 114 |
| 250 | Yamaha | YZ250 F-G 60th Anniversary Edition | 16 | JTF1590SC | 13 | JTR251 | 50 | JTA251 | 520 | 114 |
| 250 | Yamaha | YZ250 F-Z,A | 17D5 | JTF1590SC | 13 | JTR251 | 49 | JTA251 | 520 | 112 |
| 250 | Yamaha | YZ250 F-B,D,E,F,G,H | 12-18 | JTF1590SC | 13 | JTR251 | 50 | JTA251 | 520 | 114 |
| 250 | Yamaha | YZ250 FX-F,G,H,J | 15-18 | JTF1590SC | 13 | JTR251 | 51 | JTA251 | 520 | 114 |
| 250 | Yamaha | YZ250 X-G,H,J | 16-18 | JTF565SC | 14 | JTR251 | 50 | JTA251 | 520 | 114 |
| 350 | Yamaha | BW350 T | 87 | JTF422 | 13 | | 37 | | 520 | 76 |
| 350 | Yamaha | BW350 U | 88 | JTF422 | 14 | | 37 | | 520 | 76 |
| 350 | Yamaha | TT350 S,T,W,A,B | 86-92 | JTF575 | 14 | JTR853 | 50 | JTA853 | 520 | 108 |
| 350 | Yamaha | TY350 N | 85 | JTF569 | 12 | | 42 | | 520 | 96 |
| 350 | Yamaha | TY350 S | 86 | JTF569 | 10 | | 35 | | 520 | 92 |
| 400 | Yamaha | IT400 D,E,F | 77-79 | JTF569 | 14 | JTR853 | 46 | JTA853 | 520 | 106 |
| 400 | Yamaha | MX400 B | 75 | JTF565SC | 14 | JTR853 | 50 | JTA853 | 520 | 106 |
| 400 | Yamaha | YZ400 D,E,F | 77-79 | JTF569 | 14 | JTR853 | 48 | JTA853 | 520 | 108 |
| 400 | Yamaha | YZ400 F-K | 98 | JTF565SC | 14 | JTR853 | 49 | JTA853 | 520 | 114 |
| 400 | Yamaha | YZ400 F-L | 99 | JTF565SC | 14 | JTR251 | 49 | JTA251 | 520 | 114 |
| 400 | Yamaha | WR400 F-K | 98 | JTF565SC | 14 | JTR853 | 52 | JTA853 | 520 | 114 |
| 400 | Yamaha | WR400 F-L,M,N | 99-01 | JTF565SC | 14 | JTR251 | 50 | JTA251 | 520 | 114 |
| 426 | Yamaha | YZ426 F-M,N,P | 00-02 | JTF565SC | 14 | JTR251 | 48 | JTA251 | 520 | 114 |
| 426 | Yamaha | WR426 F-N,P | 01-02 | JTF565SC | 14 | JTR251 | 50 | JTA251 | 520 | 114 |
| 450 | Yamaha | WR450 F-R,S,T,V | 03-06 | JTF565SC | 14 | JTR251 | 50 | JTA251 | 520 | 114 |
| 450 | Yamaha | WR450 F-W,X,Y | 07-09 | JTF565SC | 13 | JTR251 | 50 | JTA251 | 520 | 114 |
| 450 | Yamaha | WR450 F-Z,A | 10-11 | JTF565SC | 14 | JTR245/2 | 47 | JTA251 | 520 | 114 |
| 450 | Yamaha | WR450 F-B,D,E,F,G | 12-16 | JTF565SC | 14 | JTR245/2 | 47 | JTA251 | 520 | 114 |
| 450 | Yamaha | WR450 F-Z,A,B,D,E,F,G,H,J | 10-18 | JTF565SC | 13 | JTR251 | 50 | JTA251 | 520 | 114 |
| 450 | Yamaha | YZ450 F-R,S | 03-04 | JTF565SC | 14 | JTR251 | 48 | JTA251 | 520 | 114 |
| 450 | Yamaha | YZ450 F-T,V | 05-06 | JTF565SC | 14 | JTR251 | 51 | JTA251 | 520 | 114 |
| 450 | Yamaha | YZ450 F-W,X,Y,Z,A,B,D,E | 07-14 | JTF565SC | 13 | JTR251 | 49 | JTA251 | 520 | 114 |
| 450 | Yamaha | YZ450 F-F,G,H,J | 15-18 | JTF565SC | 13 | JTR251 | 48 | JTA251 | 520 | 114 |
| 450 | Yamaha | YZ450 F-G 60h Anniversary Edition | 16 | JTF565SC | 13 | JTR251 | 48 | JTA251 | 520 | 114 |
| 450 | Yamaha | YZ450 F-B,D | 12-13 | JTF565SC | 13 | JTR251 | 48 | JTA251 | 520 | 114 |
| 450 | Yamaha | YZ450 F-E | 14 | JTF565SC | 13 | JTR251 | 49 | JTA251 | 520 | 114 |
| 450 | Yamaha | YZ450 F-F,G,H,J | 15-18 | JTF565SC | 13 | JTR251 | 48 | JTA251 | 520 | 114 |
| 450 | Yamaha | YZ450 FX-G,H,J | 16-18 | JTF565SC | 13 | JTR251 | 50 | JTA251 | 520 | 114 |
| 465 | Yamaha | IT465 H,J | 81-82 | JTF569 | 14 | JTR853 | 44 | JTA853 | 520 | 112 |
| 465 | Yamaha | YZ465 G | 80 | JTF569 | 14 | JTR853 | 46 | JTA853 | 520 | 108 |
| 465 | Yamaha | YZ465 H | 81 | JTF569 | 14 | JTR853 | 50 | JTA853 | 520 | 112 |
| 490 | Yamaha | IT490 K,L | 83-84 | JTF569 | 14 | JTR853 | 44 | JTA853 | 520 | 112 |
| 490 | Yamaha | YZ490 K, | 83 | JTF569 | 14 | JTR853 | 48 | JTA853 | 520 | 112 |
| 490 | Yamaha | YZ490 J,L,N,S,T,U,W | 82-89 | JTF569 | 14 | JTR853 | 50 | JTA853 | 520 | 114 |
| 500 | Yamaha | WR500 ZD | 92 | JTF569 | 15 | JTR853 | 52 | JTA853 | 520 | 118 |
| 500 | Yamaha | WR500 ZE,ZF | 93-94 | JTF569 | 14 | JTR853 | 50 | JTA853 | 520 | 118 |

Yamaha Three Wheels

| | | | | | | | | | | |
|-----|--------|--------------------------|-------|--------|----|--|----|--|-----|----|
| 125 | Yamaha | YT125 G,H (Tri Moto) | 80-81 | JTF426 | 13 | | 49 | | 428 | 60 |
| 125 | Yamaha | YT125 J,K,L,N (Tri Moto) | 82-85 | JTF421 | 11 | | 39 | | 520 | 48 |
| 125 | Yamaha | YT125 J,K,L,N (Tri Moto) | 82-85 | JTF421 | 11 | | 42 | | 520 | 50 |
| 175 | Yamaha | YT175 J,K (Tri Moto) | 82-83 | JTF421 | 11 | | 39 | | 520 | 48 |

| CC | Make | Model | Year | Front Sprocket | T | Rear Sprocket | T | Aluminium Rear Sprocket | Chain Pitch | Chain Length |
|-----|--------|-------------------------|-------|----------------|----|---------------|----|-------------------------|-------------|--------------|
| 175 | Yamaha | YT175 J,K (Tri Moto) | 82-83 | JTF421 | 11 | | 42 | | 520 | 50 |
| 200 | Yamaha | YTM200 K,L,N (Tri Moto) | 83-85 | JTF1552 | 11 | JTR1912 | 42 | | 520 | 60 |
| 250 | Yamaha | YTZ250 N,S (Tri Moto) | 85-86 | JTF569 | 13 | JTR853 | 44 | JTA853 | 520 | 98 |

Yamaha Four Wheels

| | | | | | | | | | | |
|-----|--------|---|-------|----------|----|---------|----|--------|-----|-----|
| 90 | Yamaha | YFM90 R Raptor | 09-18 | | 13 | | 38 | | | |
| 125 | Yamaha | YFA1 W,B,D,E,F,G,H,J,K,L,M,N,P,R,S 125 Breeze | 89-04 | JTF569 | 12 | JTR1910 | 32 | | 520 | 74 |
| 125 | Yamaha | YFM125 G-S,T,V,W,X,Y,Z,A,B Grizzly | 04-12 | JTF569 | 12 | JTR1910 | 32 | | 520 | 74 |
| 125 | Yamaha | YFM125 R-A,B,D Raptor 2PA2 | 11-13 | JTF548 | 14 | | 48 | | 428 | |
| 200 | Yamaha | YFS200 U,W,A,B,D,E,F,G,H,J,K Blaster | 88-98 | JTF1554 | 13 | JTR853 | 40 | JTA853 | 520 | 92 |
| 200 | Yamaha | YFS200 L,M,N,P,R,S,T,V Blaster | 99-06 | JTF1554 | 13 | JTR853 | 40 | JTA853 | 520 | 92 |
| 250 | Yamaha | YFM250 R-X,Y,Z,A,B,D Raptor | 08-13 | JTF1593 | 14 | JTR1857 | 38 | | 520 | 92 |
| 250 | Yamaha | YFM250 RSP-X,Y,Z,A Raptor Special Edition | 08-11 | JTF1593 | 14 | JTR1857 | 38 | | 520 | 92 |
| 250 | Yamaha | YFM250 RSP2-X,Y Raptor Special Edition 2 | 08-09 | JTF1593 | 14 | JTR1857 | 38 | | 520 | 92 |
| 350 | Yamaha | YFM350 X- T,U Warrior | 87-88 | JTF569 | 13 | JTR1857 | 40 | | 520 | 100 |
| 350 | Yamaha | YFM350 X- W,B,D,E,F,G,H,J,K Warrior | 89-98 | JTF569 | 13 | JTR853 | 40 | JTA853 | 520 | 98 |
| 350 | Yamaha | YFM350 X- L,M,N,P,R,S Warrior | 99-04 | JTF569 | 13 | JTR853 | 40 | JTA853 | 520 | 98 |
| 350 | Yamaha | YFM350 S,T,V,W,X,Y,Z,A,B,D Raptor | 04-13 | JTF569 | 13 | JTR1857 | 38 | | 520 | 98 |
| 350 | Yamaha | YFM350 RSE-W Raptor Special Edition | 07 | JTF569 | 13 | JTR1857 | 38 | | 520 | 98 |
| 350 | Yamaha | YFZ350 T,U Banshee | 87-88 | JTF569 | 13 | JTR1857 | 42 | | 520 | 104 |
| 350 | Yamaha | YFZ350 W,B,D,E,F,G,H,J,K Banshee | 89-98 | JTF569 | 14 | JTR853 | 41 | JTA853 | 520 | 104 |
| 350 | Yamaha | YFZ350 L,M,N,P,R,S,T,V Banshee | 99-06 | JTF569 | 14 | JTR853 | 41 | JTA853 | 520 | 104 |
| 350 | Yamaha | YFZ350 LE-S Banshee - Ltd Edition Black | 04 | JTF569 | 14 | JTR853 | 41 | JTA853 | 520 | 104 |
| 450 | Yamaha | YFZ450 S,T,V,W,X,Y,B,D | 04-13 | JTF565SC | 14 | JTR1857 | 38 | | 520 | 98 |
| 450 | Yamaha | YFZ450 BB-W Bill Ballance Edition | 07 | JTF565SC | 14 | JTR1857 | 38 | | 520 | 98 |
| 450 | Yamaha | YFZ450 SE-W,X Special Edition | 07-08 | JTF565SC | 14 | JTR1857 | 38 | | 520 | 98 |
| 450 | Yamaha | YFZ450 R-Y,Z,A,B,D,E,F,G,H,J | 09-18 | JTF1592 | 14 | JTR1857 | 38 | | 520 | 98 |
| 450 | Yamaha | YFZ450 R-D,F,E,F,G,H,J Special Edition | 13-18 | JTF1592 | 14 | JTR1857 | 38 | | 520 | 98 |
| 450 | Yamaha | YFZ450 X-Z,A 18PA/B/C | 10-11 | JTF1592 | 14 | JTR1857 | 38 | | 520 | 98 |
| 660 | Yamaha | YFM660 R-N,P,R,S,T Raptor | 01-05 | JTF565SC | 13 | JTR853 | 40 | JTA853 | 520 | 92 |
| 660 | Yamaha | YFM660 RLE-S Raptor - Ltd Editon Black | 04 | JTF565SC | 13 | JTR853 | 40 | JTA853 | 520 | 92 |
| 700 | Yamaha | YFM700 R-V,W,X,Y,Z,A,B,D,E,F,G,H,J Raptor 1A51/2/3 | 06-18 | JTF1592 | 14 | JTR1857 | 38 | | 520 | 98 |
| 700 | Yamaha | YFM700 RSE-W,X,Y,Z,A,B,D,E,F,G,H,J Raptor Special Edition | 07-18 | JTF1592 | 14 | JTR1857 | 38 | | 520 | 98 |
| 700 | Yamaha | YFM700 RYR-W Raptor Gytr Edition | 07 | JTF1592 | 14 | JTR1857 | 38 | | 520 | 98 |

